

BASICLINE PROGRAM

Standard components for pneumatics



EISELE IS QUALITY MADE IN GERMANY

Over 30 patents, more than 8,000 standard articles, and 2,000 customized solutions impressively underline our top quality performance. Whether the solution is configured from standard components or individually customized: all EISELE products boast convincing quality, long lifetimes and sophisticated technology.

Our company is loyal to its philosophy and its roots. The EISELE portfolio is manufactured virtually 100% at our location in Germany. Warehousing directly at the production site enables us to optimally supply our customers, and respond quickly to fulfill needs and technical specifications. Worldwide distributors and the subsidiary Eisele Connectors in Michigan, USA, ensure the global availability of EISELE products.

DIN EN ISO 9001: 2015 – EISELE has been certified since 1994. We have continuously been updating this quality standard and will continue to maintain it with future certifications. Since 2014 Eisele is certified regarding the international economic standard DIN EN ISO 14001:2015.

PREMIUM QUALITY 
MADE IN GERMANY

From EISELE connection components you may expect:

- + Highest tightness and safety
- + Ruggedness and long lifetimes
- + Vacuum-compatible products
- + Easy mounting and disassembly
- + Individual solutions for a broad range of applications



Cover picture © Audi AG

Content overview		Page	Series	
EISELE BASICLINE		Screw joints with union nut Aluminum black anodized / plastic (brass/plastic)	13	10
		Screw joints with larger nominal width Aluminum black anodized / plastic (brass/plastic)	57	12
		Plug connectors with release sleeve and 1 seal Brass nickel-plated, sealings NBR (Perbunan)	77	14
		Plug connectors with release sleeve and 2 seals Brass nickel-plated, sealings FPM (Viton)	117	14A
		Plug connectors with release ring Brass nickel-plated, sealings NBR (Perbunan) or FPM (Viton)	131	15
		Spigots for PU compressed-air tubes Brass / aluminum black anodized	159	18
		Quick-release couplings Brass / plastic black	171	20
		Functional screw joints Brass nickel-plated, sealings NBR (Perbunan)	181	25
		Accessories for connection systems Brass nickel-plated, sealings NBR (Perbunan)	215	30
		Blow guns, compressed-air valves, nozzles Aluminum anodized	247	40
		Shut-off valves, check valves, silencer Brass	251	50
		Manifold Manifolds with and without fittings	261	1900
		ALU PRO 30 Screw joints for pipes made of aluminum	275	2000
		Plastic tubes PE, PA, PU, Eisele ProWeld, PTFE/FEP, PVC, NBR	285	99
	Index	304		

STANDARD TYPES AT A GLANCE



Type 1: Screw joint with union nut

The classic connection system for almost all pneumatic applications.

- For the safe and tight assembly of compressed air tube
- Light in weight but tough in use
- No problem with frequent assembly/disassembly or very tight bending radii
- Especially suitable for installations affected by vibration
- Made of black, deoxidized aluminum
- For tube made of PE, PA, PU, PTFE/FEP, textiles or fiber-reinforced PVC

Type 2: Screw joint with union nut and larger nominal width

The connection system that combines simple handling with the full through-flow of high-quality connection systems.

- For the safe and tight assembly of compressed air tubes
- Hard tubes can also be easily assembled
- No problem with frequent assembly/disassembly
- Made of black, deoxidized aluminum
- For tubes made of PE, PA and PU





Type 3: Plug connector

The connection system with rugged, proven technology for the fast assembly and disassembly of compressed air tubes in pneumatic installations.

- Made of stainless steel, aluminum or nickel-plated brass
- For tubes made of PE, PA, PU, PUR or PTFE

Type 4: Plug connector with release sleeve

The connection systems with special technology for very fast and safe assembly and disassembly of lightweight compressed air tubes.

- The collet is positioned in a protective housing in front of the release sleeve
- Easy disassembly, even of very dirty connections
- Made of stainless steel, aluminum or nickel-plated brass
- For tubes made of PE, PA, PU, PUR or PTFE



Additional information

Materials

Eisele manufactures and supplies in accordance to the directives 2011/65 / EU (RoHS). Possible exceptions are marked on our documents (order confirmation, delivery note, invoice).

Europe		USA		Japan
EN		AISI	ASTM (UNS)	JIS
No. / Name	Short name			
1.4301	X5CrNi18-10	304	S 30400	SUS 304
1.4305	X8CrNiS18-9	303	S 30300	SUS 303
1.4310	X10CrNi18-8	301	S 30100	SUS 301
1.4404	X2CrNiMo17-12-2	316 L	S 31603	SUS 316L
1.4571	X6CrNiMoTi17-12-2	316 Ti	S 31635	SUS 316Ti
AW-2007	AlCu4PbMgMn	-	-	-
AW-2011	AlCu6BiPb	-	-	-
AW-6082	AlSi1MgMn	-	-	-
AA 2015	AlCuMgSn	-	-	-
CW602N	CuZn36Pb2As	-	C35330	-
CW614N	CuZn39Pb3	-	C38500	C3603
CW724R	CuZn21Si3P	-	C69300	-

Notice:

Some of the metal materials we use according to EN can only be compared approximately with the other material standards (USA, Japan).

The interchangeability of the compared materials must be considered on a case-by-case basis.

Relative pressure

In the catalogue bar is used as the unit for the working pressure range.

bar	Pa	psi
-0,95	-0,95 x 10 ⁵	-13,8
-0,8	-0,8 x 10 ⁵	-11,6
0	0 x 10 ⁵	0,0
0,5	0,5 x 10 ⁵	7,3
1	1 x 10 ⁵	14,5
6	6 x 10 ⁵	87,0
10	10 x 10 ⁵	145,0
15	15 x 10 ⁵	217,6
16	16 x 10 ⁵	232,1
24	24 x 10 ⁵	348,1
25	25 x 10 ⁵	362,6

Temperature

In the catalogue °C is used as the unit for the working temperature range.

°C	°F
-60	-76
-40	-40
-20	-4
0	32
20	68
40	104
60	140
80	176
100	212
120	248
200	392
250	482

Dimension

All information about lengths and diameters in the catalog are given in millimeters (mm).

Based on the following data a conversion can be done

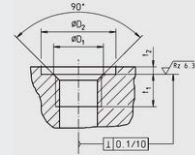
1 mm = 0,04 Zoll (Inch)

25,4 mm = 1 Zoll (Inch)

Reservation: The validity of these general information cannot be guaranteed.

Connection thread, cylindrical - torque for fittings with chambered O-ring

Thread	Thread depth	Thread counterbore	Counterbore ¹⁾		Torque ²⁾			Thread standards
	t1 min. (mm)	ØD1 max. (mm)	ØD2 min. (mm)	t2 max. (mm)	min. (Nm)	max. (Nm)	recommended (Nm)	
M3	3	3,6	6	0,5	0,3	0,36	0,3	Metric thread M: DIN 13 / ISO 965
M5	4,5	6	10	0,5	0,8	0,95	0,95	
M6	5	7	12	0,5	1,2	1,5	1,2	
M7	5	8	12	0,5	1,5	2	1,5	
M8x1	5,5	9,2	13	0,5	5	6,5	5,5	
M10x1	5,5	11	15	0,5	5,5	9	7	
G1/8	5,5	11	15,3	0,5	5,5	9	7	Pipe thread G: DIN ISO 228
G1/4	7,5	14,2	19	0,5	7	18	12	
G3/8	7,5	17,5	23	0,5	10	25	15	
G1/2	9,5	22	27	0,5	15	34	20	

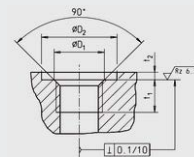


¹⁾ A counterbore is not necessary. However, the indicated values apply if a counterbore is applied.

²⁾ Information about torques for hexagon socket on demand (assembly instructions MV800-01)

Connection thread, cylindrical - torque for fittings with flat seal rings

Thread	Thread depth	Thread counterbore	Counterbore ¹⁾		Torque max. ²⁾		Thread standards
	t1 min. (mm)	ØD1 min. (mm)	ØD2 min. (mm)	t2 max. (mm)	Plastic seal rings (Nm)	Al-, VS-Seal rings (Nm)	
M3	3	-	6	0,5	0,36	-	Metric thread M: DIN 13 / ISO 965
M5	4,5	6	10	0,5	0,95	1,5	
M7	5	8	12	0,5	2	2	
M8x1	5,5	9,2	13	0,5	6,5	6,5	
M10x1	7	11	15	0,5	9	11	
M12x1,5	9,5	13,5	18	0,5	9	14	
M14x1,5	9,5	15,5	20	0,5	11	21	
M18x1,5	10,5	19,5	24	0,5	23	30	
M22x1,5	11,5	23,5	28	0,5	32	45	
G1/8	7,5	11	15,3	0,5	9	11	Pipe thread G: DIN ISO 228
G1/4	11	14,2	19	0,5	18	21	
G3/8	11	17,5	23	0,5	25	28	
G1/2	12	22	27	0,5	34	48	
G3/4	14	-	33	0,5	70	-	
G1	14	-	40	0,5	110	-	

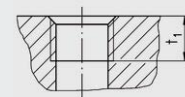


¹⁾ A counterbore is not necessary. However, the indicated values apply if a counterbore is applied.

²⁾ Information about torques for hexagon socket on demand (assembly instructions MV800-01)

Connection thread, conical - torque

Thread	Thread depth t1 min. (mm)	Torque			Thread standard
		min. (Nm)	max. (Nm)	recommendation (Nm)	
NPT1/8, R1/8	7,4	5,5	10	7	Pipe thread ISO 7-1 / EN 10226-1
NPT1/4, R1/4	11	7,5	15	12	
NPT3/8, R3/8	11,4	12,5	20	16	
NPT1/2, R1/2	15	20	30	25	
NPT3/4, R3/4	16,3	30	50	40	



Tubes

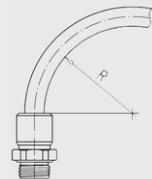
Tube dimension		Polyethylene (PE) Temperature range 14 to 104°F (-10 to +40°C)		Polyamide (PA) Temperature range -76 to 212°F (-60 to +100°C)		Polyurethane (PU) Temperature range -31 to 158°F (-35 to +70°C)		ProWeld (PUR) ¹⁾ Temperature range -31 to 194°F (-35 to +90°C)		Teflon (PTFE) /FEP ²⁾ Temperature range -31 to 248°F (-35 to +120°C)	
Outside-Ø	Inside-Ø	R min.	p max. (bar)	R min.	p max. (bar)	R min.	p max. (bar)	R min.	p max. (bar)	R min.	p max. (bar)
4 (±0,1)	(2)	20	290 psi (20 bar)	20	435 psi (30 bar)	10	145 psi (10 bar)	10	290 psi (20 bar)	16	362 psi (25 bar)
4,3 (±0,1)	(3)	20	188 psi (13 bar)	20	290 psi (20 bar)	10	145 psi (10 bar)	-	-	35	145 psi (10 bar)
5 (±0,1)	(3)	25	217 psi (15 bar)	25	362 psi (25 bar)	11	145 psi (10 bar)	-	-	25	290 psi (20 bar)
6 (±0,1)	(4)	30	188 psi (13 bar)	30	290 psi (20 bar)	15	145 psi (10 bar)	15	159 psi (11 bar)	35	217 psi (15 bar)
8 (±0,15)	(6)	40	116 psi (8 bar)	40	217 psi (15 bar)	20	130 psi (9 bar)	20	130 psi (9 bar)	65	159 psi (11 bar)
10 (±0,15)	(8)	60	87 psi (6 bar)	60	174 psi (12 bar)	40	116 psi (8 bar)	25	203 psi (14 bar)	100	130 psi (9 bar)
12 (±0,15)	(9)	60	130 psi (9 bar)	85	217 psi (15 bar)	50	145 psi (10 bar)	30	145 psi (10 bar)	100	130 psi (9 bar)
14 (±0,15)	(11)	90	116 psi (8 bar)	80	174 psi (12 bar)	60	109 psi (7,5 bar)	45	130 psi (9 bar)	140	130 psi (9 bar)
16 (±0,15)	(12)	90	87 psi (6 bar)	90	159 psi (11 bar)	45	145 psi (10 bar)	50	130 psi (9 bar)	-	-
20 (±0,2)	(14)	-	-	-	-	-	-	-	116 psi (8 bar)	-	-
1/4" (6,3±0,1)	(4)	-	-	23	290 psi (20 bar)	-	-	10	145 psi (10 bar)	-	-
3/8" (9,5±0,15)	(6)	-	-	32	275 psi (19 bar)	-	-	25	130 psi (9 bar)	-	-
1/2" (12,7±0,15)	(8)	-	-	60	260 psi (19 bar)	-	-	23	130 psi (9 bar)	-	-
5/8" (15,9±0,15)	(11)	-	-	-	-	-	-	-	-	-	-

The mounted compressed-air tubes are not to be exposed to tensile loading.

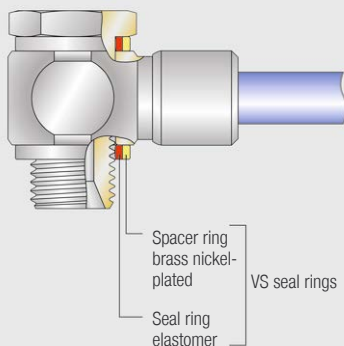
¹⁾ In the case of Eisele ProWeld tubes a smaller inside diameter results from a partially larger wall thickness.

²⁾ Important notes for the use of compressed-air tubes made of PTFE (Teflon) and FEP:

- The outside diameter of compressed-air tubes must be free of grooves and other damages (e.g. damage from installation tools).
- Prior to assembly, use the Eisele tube cutter Art. No. 99605-0014 or Art. No. 99606-0022 to cut compressed-air tubes at a right angle. Ensure that tubes are not being deformed or damaged during the cutting process.
- During assembly, compressed-air tubes must be pressed until the bottom of the plug connectors to achieve proper tightness.



VS seal rings



We have developed the VS seal ring as a significant improvement as the die cut seal ring often does not meet the customers' requirements. This is a combination of a soft inner elastomeric ring and a harder outer ring of nickel-plated brass.

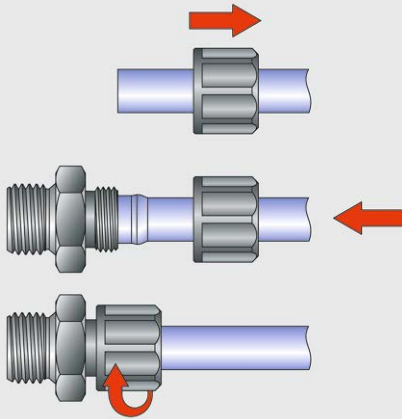
The function of the inner soft ring is to seal, whereas the outer hard ring takes up the existing torque.

The short versions of Eisele swivel connectors are standardly supplied with VS seal rings.

Advantages

- Seal effect largely independent of torque
- Immune to excessive tightening
- Holds individual parts together

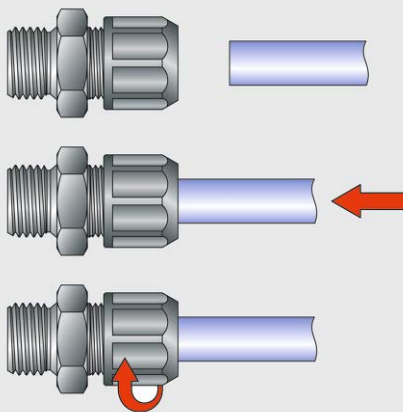
Handling - Screw joints P10



1. Pull union nut over the tube
2. Push tube over tube nipple until it hits the limit stop
3. Tighten union nut by hand

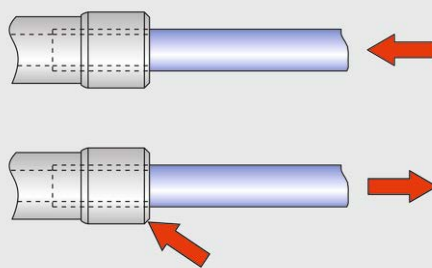
Plastic union nuts may also be tightened with an open-ended wrench. The open-ended wrench skips on the union nut to limit torque.

Handling - Screw joints P12



1. Push tube into screw joint up to the limit stop
2. Tighten union nut by hand
3. Plastic union nuts may also be tightened with an open-ended wrench. The open-ended wrench skips on the union nut to limit torque.

Handling - Plug connector P14, 14a, 15




- Assembly: Push tube into the connector up to the limit stop
- Disassembly: Push release sleeve, pull out tube

Handling - Spigots P18

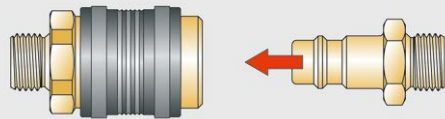


Assembly: Push tube onto the spigot until it hits the limit stop

Disassembly: Pull off tube from spigot

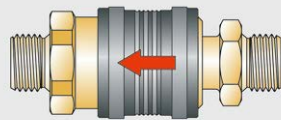


Handling - Quick-release couplings P20



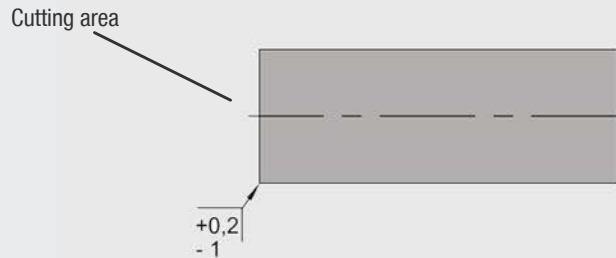
Coupling: Push plug nipple up to the limit stop into the coupling

Decoupling: Hold plug nipple and push back coupling sleeve

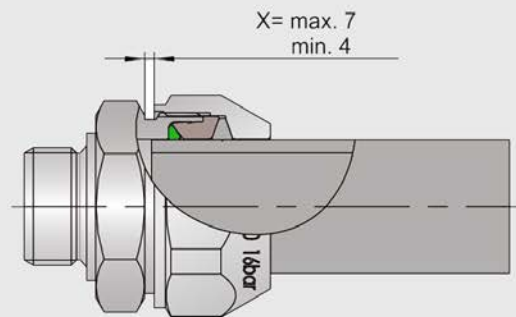


Handling - ALU PRO 30 of P2000

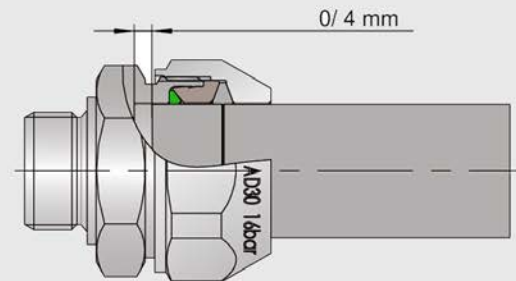
1. Length the tube at a right angle, no loose burrs allowed.



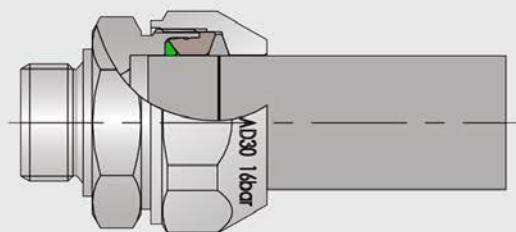
2. Unscrew the union nut until the specified value is reached.



3. Push the pipe inside until it stops. Permissible deviations as specified.



4. Tighten the union nut with 60-65 Nm.



We can provide the illustrated installation instruction MV2000-1 on your request.

Screw joints with union nut



Classical connection system

- Reliable, robust connection technology
- No damage to tube by union nuts

Wide range of applications

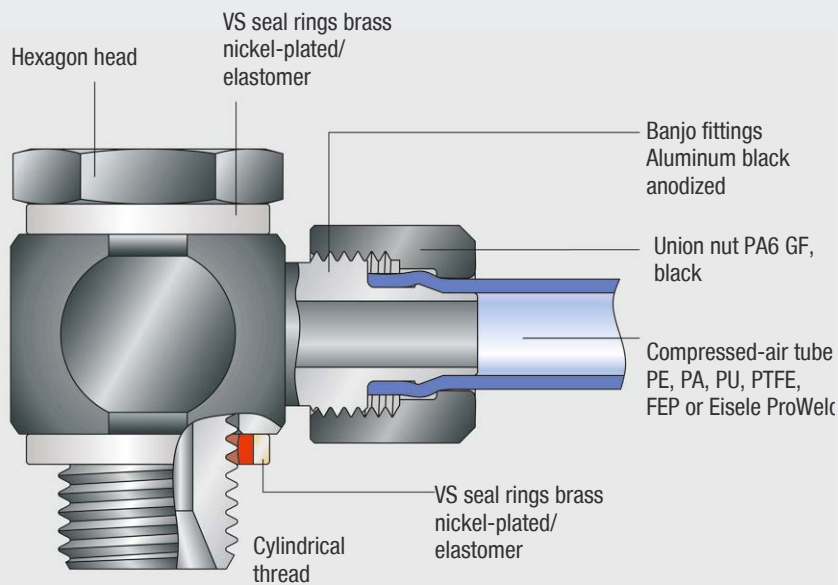
- Suitable for applications with strong vibrations
- Secure connection even with strong tube movement

Applications with special tubes

- Special solutions for the use of fabric tubes or tubes with metal braiding

The standard program already contains an extensive range of types.

Functional principle



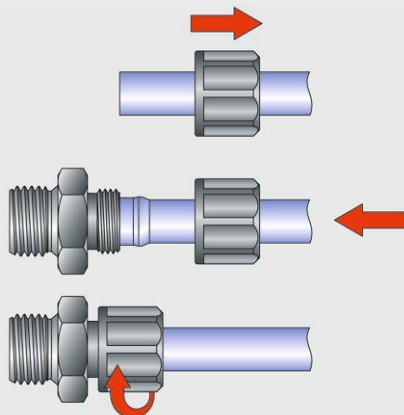
Range of application

The classical connection system for nearly all applications in pneumatics. Quick assembly and disassembly of compressed-air tubes made of PE (polyethylene), PA (polyamide), PU (polyurethane), PTFE (Teflon)/FEP, ProWeld (PUR) and PVC fiber-reinforced.

Service conditions

- Temperature range: 5 to 158°F (-15 to +70 °C)
- Working pressure range: -14 to 217 psi (-0.95 to 15 bar)
- Allowable medium: Air
- Quick assembly and disassembly of compressed-air tubes possible with open-ended wrench
- Frequent assembly and disassembly possible
- Low weight
- Robust
- Swivel unions of short design

Handling



1. Pull union nut over the tube
2. Push tube over tube nipple until it hits the limit stop
3. Tighten union nut by hand

Plastic union nuts may also be tightened with an open-ended wrench. The open-ended wrench skips on the union nut to limit torque.

Male stud couplings

starting on page 17



Straight male stud couplings

page 17



Angled male stud couplings

page 20



T-male stud couplings

page 25



L male stud couplings

page 30

Tube connector

starting on page 30



Double screw joints

page 30



Elbow screw joints

page 31



T-screw joints

page 31



Cross union

page 32



Bulkhead screw joints

page 32

Sealing nut with seal

page 33

Soldering screw joint

page 34

Screw joint for pressure gauge

page 34

Banjo fittings

starting on page 35

Single banjo fittings

page 35

Double banjo fittings

page 38

Accessories

starting on page 41

10

Banjo bolt page 41

Banjo bolt, double page 44

Banjo bolt, triple page 45

Swivel distributor, double page 45

Swivel distributor, triple page 46

Seal rings page 47

Screw joints for tubes made of PVC with fabric lining

starting on page 52



Straight male stud coupling page 52



Single swivel screw joint page 53

Single banjo fittings page 53

Screw joints for tubes made of NBR with metal braiding

starting on page 55



Straight male stud coupling page 55

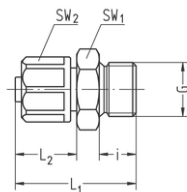


Single swivel screw joint page 55

Single banjo fittings page 55

Straight male stud coupling

- Whitworth pipe thread
- Material Al black anodized or brass ¹⁾
- Union nuts PA6 GF, black
- Temperature range 14 to 158 °F (-10 to +70 °C)
- Working pressure range -14 to 217 psi (-0.95 to 15 bar)



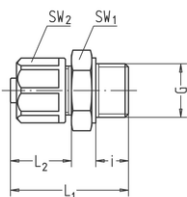
10

Part no.	G	for tube	SW1	SW2	i	L1	L2	NW	g/piece Ms	g/piece
28-0243	²⁾ G1/8	4,3/3	14	ø8	6,5	21	10	2,2	-	4
28-0203	²⁾ G1/8	5/3	14	ø8	6,5	21	10	2,2	-	4
28-0204	G1/8	6/4	14	13	6,5	24	13	3,1	12	5
28-0206	G1/8	8/6	14	15	6,5	25	14	4,8	13	5
28-0208	G1/8	10/8	14	16	6,5	27	16	5,5	16	6
28-0209	G1/8	11,6/9	17	19	6,5	29,5	17	5,5	-	9
28-0404	G1/4	6/4	17	13	9	27	13	3,1	18	7
28-0406	G1/4	8/6	17	15	9	28	14	4,8	20	7
28-0408	G1/4	10/8	17	16	9	30	16	6,6	21	8
28-0409	G1/4	11,6/9	17	19	9	31	17	7,8	-	10
28-0604	G3/8	6/4	19	13	9	28	13	3,1	-	9
28-0606	G3/8	8/6	19	15	9	29	14	4,8	-	10
28-0608	G3/8	10/8	19	16	9	31	16	6,6	28	10
28-0609	G3/8	11,6/9	19	19	9	32	17	7,8	-	12
28-0610	³⁾ G3/8	12,5/10	19	19	9	34,5	19,5	8,3	-	16
28-0612	³⁾ G3/8	15/12	22	22	9	34,5	19,5	10	-	21
28-0613	³⁾ G3/8	17,6/13	22	24	9	36	21	10	-	23
28-0804	G1/2	6/4	24	13	11	30	13	3,1	-	16
28-0806	G1/2	8 / 6	24	15	11	31	14	4,8	-	16
28-0808	G1/2	10 / 8	24	16	11	33	16	6,6	-	15
28-0809	G1/2	11,6/9	24	19	11	34	17	7,8	-	17
28-0810	³⁾ G1/2	12,5 / 10	24	19	11	36,5	19,5	8,3	-	27
28-0812	³⁾ G1/2	15 / 12	24	22	11	36,5	19,5	10,8	-	24
28-0813	³⁾ G1/2	17,6 / 13	24	24	11	38	21	11,5	-	20

¹⁾ When ordering please add "MS" to Part No.²⁾ Union nut brass black³⁾ Union nut Al black anodized

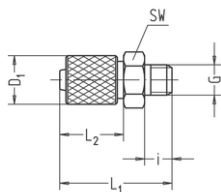
Straight male stud coupling

- Whitworth pipe thread
- Thread seal without additional seal
- Material PA6 GF, black
- Union nuts PA6 GF, black
- Temperature range 14 to 140 °F (-10 to +60 °C)
- Working pressure range 0 to 145 psi (0 to 10 bar)



Part no.	G	for tube	Torque max. (Ncm)	SW1	SW2	i	L1	L2	NW	g/piece
28-0204KST	G1/8	6 / 4	130	14	13	6	25,5	13,5	3	3
28-0206KST	G1/8	8 / 6	130	14	15	6	25,5	13,5	4,5	4
28-0404KST	G1/4	6 / 4	250	17	13	8	28,5	13,5	3	5
28-0406KST	G1/4	8 / 6	250	17	15	8	28,5	13,5	4,5	5
28-0409KST	G1/4	11,6 / 9	250	17	19	8	33	18	7	6
28-0606KST	G3/8	8 / 6	500	19	15	10	34	17	4,5	5
28-0609KST	G3/8	11,6 / 9	500	19	19	10	35	18	7	6

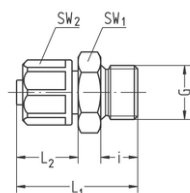
Straight male stud coupling



- M5 thread
- Material brass black
- Union nut brass black
- Temperature range 14 to 158 °F (-10 to +70 °C)
- Working pressure range -14 to 217 psi (-0.95 to 15 bar)

Part no.	G	for tube	SW	i	L1	L2	D1	NW	g/piece
29-5043	M5	4,3 / 3	8	4,5	18	10	8	2,2	5
29-5003	M5	5 / 3	8	4,5	18	10	8	2,2	4
29-5004	M5	6 / 4	8	4,5	18	10	9	2,2	5

Straight male stud coupling



- Metric thread
- Material Al black anodized
- Union nuts PA6 GF, black
- Temperature range 14 to 158 °F (-10 to +70 °C)
- Working pressure range -14 to 217 psi (-0.95 to 15 bar)

Part no.	G	for tube	SW1	SW2	i	L1	L2	NW	g/piece Ms	g/piece
29-5443	2) M10x1	4,3 / 3	14	∅8	6,5	21	10	2,2	-	5
29-5403	2) M10x1	5 / 3	14	∅8	6,5	21	10	2,2	-	4
29-5404	M10x1	6 / 4	14	13	6,5	24	13	3,1	-	5
29-5406	M10x1	8 / 6	14	15	6,5	25	14	4,8	-	5
29-5408	M10x1	10 / 8	14	16	6,5	27	16	5,5	-	6
29-5604	M12x1,5	6 / 4	17	13	9	27	13	3,1	-	7
29-5606	M12x1,5	8 / 6	17	15	9	28	14	4,8	-	7
29-5608	M12x1,5	10 / 8	17	16	9	30	16	6,5	-	8
29-5804	M14x1,5	6 / 4	17	13	9	27	13	3,1	-	7
29-5806	M14x1,5	8 / 6	17	15	9	28	14	4,8	-	8
29-5808	M14x1,5	10 / 8	17	16	9	30	16	6,6	-	8
29-6204	M18x1,5	6 / 4	22	13	10	29	13	3,1	-	11
29-6206	M18x1,5	8 / 6	22	15	10	30	14	4,8	-	12
29-6208	M18x1,5	10 / 8	22	16	10	32	16	6,6	-	12
29-6604	M22x1,5	6 / 4	27	13	11	30	13	3,1	-	19
29-6606	M22x1,5	8 / 6	27	15	11	31	14	4,8	-	18
29-6608	M22x1,5	10 / 8	27	16	11	33	16	6,6	-	19
29-6612	3) M22x1,5	15 / 12	27	22	11	36,5	19,5	10,8	-	27

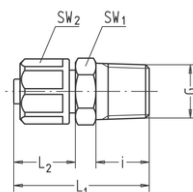
¹⁾ When ordering please add "MS" to Part No.

²⁾ Union nut brass black

³⁾ Union nut Al black anodized

Straight male stud coupling

- NPT thread
- Seal in thread
- Material brass
- Union nuts PA6 GF, black
- Temperature range 14 to 158 °F (-10 to +70 °C)
- Working pressure range -14 to 217 psi (-0.95 to 15 bar)

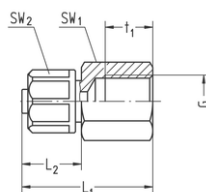


10

Part no.	G	for tube	SW1	SW2	i	L1	L2	NW	g/piece
30-0204	1/8-NPT	6 / 4	11	13	10	27	13	3,1	11
30-0206	1/8-NPT	8 / 6	12	15	10	28	14	4,8	13
30-0208	1/8-NPT	10 / 8	14	16	10	30	16	5,5	17
30-0404	1/4-NPT	6 / 4	14	13	13	31	13	3,1	17
30-0406	1/4-NPT	8 / 6	14	15	13	32	14	4,8	19
30-0408	1/4-NPT	10 / 8	14	16	13	34	16	6,6	21
30-0604	3/8-NPT	6 / 4	17	13	13	32	13	3,1	29
30-0606	3/8-NPT	8 / 6	17	15	13	33	14	4,8	28
30-0608	3/8-NPT	10 / 8	17	16	13	35	16	6,6	29

Screw joint with female thread

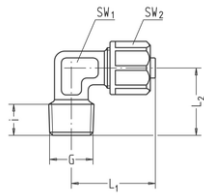
- Whitworth pipe thread
- Material Al black anodized
- Union nuts PA6 GF, black
- Temperature range 14 to 158 °F (-10 to +70 °C)
- Working pressure range -14 to 217 psi (-0.95 to 15 bar)



Part no.	G	for tube	SW1	SW2	L1	L2	t1	NW	g/piece
17-0143	¹⁾ G1/8	4,3 / 3	14	ø8	22	10	8	2,2	6
17-0103	¹⁾ G1/8	5 / 3	14	ø8	22	10	8	2,2	6
17-0104	G1/8	6 / 4	14	13	25	13	8	3,1	6
17-0106	G1/8	8 / 6	14	15	26	14	8	4,8	6
17-0108	G1/8	10 / 8	14	16	28	16	8	6,6	7
17-0304	G1/4	6 / 4	17	13	31	13	12	3,1	9
17-0306	G1/4	8 / 6	17	15	32	14	12	4,8	10
17-0308	G1/4	10 / 8	17	16	34	16	12	6,6	11
17-0504	G3/8	6 / 4	22	13	31	13	12	3,1	14
17-0506	G3/8	8 / 6	22	15	32	14	12	4,8	15
17-0508	G3/8	10 / 8	22	16	34	16	12	6,6	16
17-0509	G3/8	11,6 / 9	22	19	35	17	12	7,8	17
17-0510	²⁾ G3/8	12,5 / 10	22	19	37,5	19,5	12	8,3	21
17-0704	G1/2	6 / 4	27	13	34	13	14	3,1	23
17-0706	G1/2	8 / 6	27	15	35	14	14	4,8	24
17-0708	G1/2	10 / 8	27	16	37	16	14	6,6	25
17-0710	²⁾ G1/2	12,5 / 10	27	19	41,5	19,5	14	8,3	32
17-0712	²⁾ G1/2	15 / 12	27	22	41,5	19,5	14	10,8	34

¹⁾ Union nut brass black ²⁾ Union nut Al black anodized

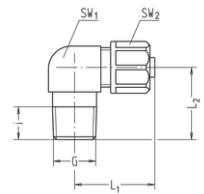
Elbow screw-in connector



- Whitworth pipe thread conical
- Seal in thread
- Material Ms
- Union nuts PA6 GF, black
- Temperature range 14 to 158 °F (-10 to +70 °C)
- Working pressure range -14 to 217 psi (-0.95 to 15 bar)

Part no.	G	for tube	SW1	SW2	i	L1	L2	NW	g/piece
61-0204	R1/8	6 / 4	10	13	6,5	23	17	3,1	17
61-0206	R1/8	8 / 6	10	15	6,5	24	17	4,8	18
61-0208	R1/8	10 / 8	10	16	6,5	26	17	5,5	19
61-0404	R1/4	6 / 4	10	13	10	23	20	3,1	21
61-0406	R1/4	8 / 6	10	15	10	24	20	4,8	22
61-0408	R1/4	10 / 8	10	16	10	26	20	6,5	22

Elbow screw-in connector

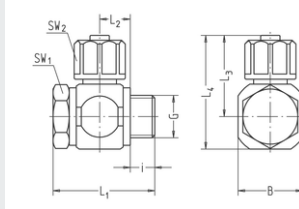


- Whitworth pipe thread conical
- Seal in thread
- Material PA6 GF, black
- Union nuts PA6 GF, black
- Temperature range 14 to 140 °F (-10 to +60 °C)
- Working pressure range 0 to 145 psi (0 to 10 bar)

Part no.	G	for tube	Torque max. (Ncm)	SW1	SW2	i	L1	L2	NW	g/piece
61-0204KST	R1/8	6 / 4	130	12	13	8	23	18	3	4
61-0206KST	R1/8	8 / 6	130	12	15	8	25	18	4,5	5
61-0404KST	R1/4	6 / 4	250	12	13	11	24,5	22	3	5
61-0406KST	R1/4	8 / 6	250	12	15	11	26,5	22	4,5	6
61-0409KST	R1/4	11,6 / 9	250	17	19	11	26,5	25	7	10
61-0609KST	R3/8	11,6 / 9	500	17	19	11	27	24	7	11

Single swivel screw joint | short model

- Whitworth pipe thread
- VS seal rings
- Material Al black anodized or brass ¹⁾
- Union nuts PA6 GF, black
- Temperature range 14 to 158 °F (-10 to +70 °C)
- Working pressure range -14 to 217 psi (-0.95 to 15 bar)



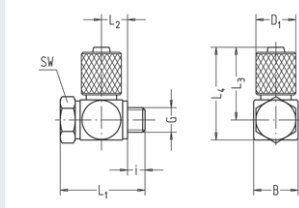
10

Part no.	G	for tube	SW1	SW2	i	L1	L2	L3	L4	B	NW	g/piece
34-0243K	²⁾ G1/8	4,3 / 3	14	ø8	5,5	28,5	9,5	18,5	26,5	16	2,2	15
34-0203K	²⁾ G1/8	5 / 3	14	ø8	5,5	28,5	9,5	18,5	26,5	16	2,2	15
34-0204K	G1/8	6 / 4	14	13	5,5	28,5	9,5	21,5	29,5	16	3,1	15
34-0206K	G1/8	8 / 6	14	15	5,5	28,5	9,5	22,5	30,5	16	4,5	16
34-0208K	G1/8	10 / 8	14	16	5,5	28,5	9,5	24,5	32,5	16	4,5	17
34-0209K	G1/8	11,6 / 9	14	19	5,5	33	11,7	24,5	32	20	4,5	20
34-0404K	G1/4	6 / 4	17	13	7,5	30,5	9,5	23	33	20	3,1	21
34-0406K	G1/4	8 / 6	17	15	7,5	30,5	9,5	24	34	20	4,8	22
34-0408K	G1/4	10 / 8	17	16	7,5	30,5	9,5	26	36	20	6,5	22
34-0409K	G1/4	11,6 / 9	17	19	7,5	35	11,7	26,5	36	20	6,5	27
34-0604K	G3/8	6 / 4	22	13	7,5	31,5	9,5	24,5	35,5	22	3,1	27
34-0606K	G3/8	8 / 6	22	15	7,5	31,5	9,5	25,5	36,5	22	4,8	27
34-0608K	G3/8	10 / 8	22	16	7,5	31,5	9,5	27,5	38,5	22	6,6	28
34-0609K	G3/8	11,6 / 9	22	19	8	38,5	12,7	29	41	24	7,8	41
34-0610K	³⁾ G3/8	12,5 / 10	22	19	8	38,5	12,7	31,5	43,5	24	8,3	45
34-0804K	G1/2	6 / 4	27	13	9	33,5	9,5	27,5	41,5	29	3,1	41
34-0806K	G1/2	8 / 6	27	15	9	33,5	9,5	28,5	42,5	29	4,8	42
34-0808K	G1/2	10 / 8	27	16	9	33,5	9,5	30,5	44,5	29	6,6	43
34-0810K	³⁾ G1/2	12,5 / 10	27	19	9	41	13,2	34,5	49,5	30	8,3	64
34-0812K	³⁾ G1/2	15 / 12	27	22	9	41	13,2	34,5	49,5	30	10,8	66
34-0813K	³⁾ G1/2	17,6 / 13	27	24	9	47	16,2	36	51	30	11,5	81

¹⁾ When ordering please add "MS" to Part No.²⁾ Union nut brass black³⁾ Union nut Al black anodized

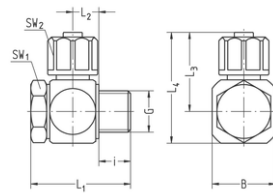
Single swivel screw joint | short model

- M5 thread
- PVC seal rings
- Banjo fitting and union nut brass black
- Banjo bolt galvanized steel
- Temperature range 14 to 158 °F (-10 to +70 °C)
- Working pressure range -14 to 217 psi (-0.95 to 15 bar)



Part no.	G	for tube	SW	i	L1	L2	L3	L4	D1	B	NW	g/piece
35-5043K	M5	4,3 / 3	8	3,5	17	5,2	14	18	8	8,5	2,2	8
35-5003K	M5	5 / 3	8	3,5	17	5,2	14	18	8	8,5	2,2	8
35-5004K	M5	6 / 4	8	3,5	17	5,2	14	18	9	8,5	2,4	9

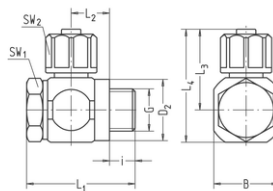
Single swivel screw joint | short model



- Whitworth pipe thread
- Sealing without seal rings
- Banjo fitting and union nut PA6 GF, black
- Banjo bolt Al black anodized
- Temperature range 14 to 140 °F (-10 to +60 °C)
- Working pressure range 0 to 145 psi (0 to 10 bar)

Part no.	G	for tube	SW1	SW2	i	L1	L2	L3	L4	B	NW	g/piece
34-0204KKST	G1/8	6 / 4	14	13	8	28,5	8,2	25	32,5	16	3	10
34-0206KKST	G1/8	8 / 6	14	15	8	28,5	8,2	26,5	34	16	4,5	11
34-0404KKST	G1/4	6 / 4	17	13	10	30,5	8,2	26	36,5	20	3	14
34-0406KKST	G1/4	8 / 6	17	15	10	30,5	8,2	27,5	38	20	4,5	15

Single swivel screw joint



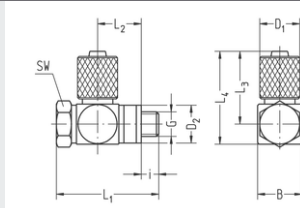
- Whitworth pipe thread
- Plastic seal rings
- Material Al black anodized
- Union nuts PA6 GF, black
- Temperature range 14 to 158 °F (-10 to +70 °C)
- Working pressure range -14 to 217 psi (-0.95 to 15 bar)

Part no.	G	for tube	SW1	SW2	i	L1	L2	L3	L4	B	D2	NW	g/piece
34-0243	1) G1/8	4,3 / 3	14	∅8	6	30,5	11,8	18,5	26,5	16	14,9	2,2	14
34-0203	1) G1/8	5 / 3	14	∅8	6	30,5	11,8	18,5	26,5	16	14,9	2,2	14
34-0204	G1/8	6 / 4	14	13	6	30,5	11,8	21,5	29,5	16	14,9	3,1	14
34-0206	G1/8	8 / 6	14	15	6	30,5	11,8	22,5	30,5	16	14,9	4,5	15
34-0208	G1/8	10 / 8	14	16	6	30,5	11,8	24,5	32,5	16	14,9	4,5	15
34-0404	G1/4	6 / 4	17	13	8	32,5	11,8	23	33	20	18,9	3,1	20
34-0406	G1/4	8 / 6	17	15	8	32,5	11,8	24	34	20	18,9	4,8	21
34-0408	G1/4	10 / 8	17	16	8	32,5	11,8	26	36	20	18,9	6,5	22
34-0604	G3/8	6 / 4	22	13	8	33,5	11,8	24,5	35,5	22	22,9	3,1	26
34-0606	G3/8	8 / 6	22	15	8	33,5	11,8	25,5	36,5	22	22,9	4,8	27
34-0608	G3/8	10 / 8	22	16	8	33,5	11,8	27,5	38,5	22	22,9	6,6	27
34-0804	G1/2	6 / 4	27	13	10	36	11,8	27,5	41,5	29	26,9	3,1	40
34-0806	G1/2	8 / 6	27	15	10	36	11,8	28,5	42,5	29	26,9	4,8	41
34-0808	G1/2	10 / 8	27	16	10	36	11,8	30,5	44,5	29	26,9	6,6	42

¹⁾ Union nut brass black

Single swivel screw joint

- M5 thread
- PVC seal rings
- Banjo fitting and union nut brass black
- Banjo bolt galvanized steel
- Spacer ring Al black anodized
- Temperature range 14 to 158 °F (-10 to +70 °C)
- Working pressure range -14 to 217 psi (-0.95 to 15 bar)

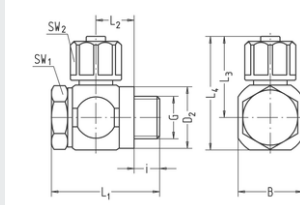


10

Part no.	G	for tube	SW1	i	L1	L2	L3	L4	B	D1	D2	NW	g/piece
35-5043	M5	4,3 / 3	8	3,5	20,5	8,7	14	18	8,5	8	8	2,2	9
35-5003	M5	5 / 3	8	3,5	20,5	8,7	14	18	8,5	8	8	2,2	9
35-5004	M5	6 / 4	8	3,5	20,5	8,7	14	18	8,5	9	8	2,4	10

Single swivel screw joint

- Metric thread
- PVC seal ring
- Spacer seal ring Al / elastomer
- Material Al black anodized
- Union nuts PA6 GF, black
- Temperature range 14 to 158 °F (-10 to +70 °C)
- Working pressure range -14 to 217 psi (-0.95 to 15 bar)



Part no.	G	for tube	SW1	SW2	i	L1	L2	L3	L4	B	D2	NW	g/piece
35-5443	1) 2) M10x1	4,3 / 3	14	ø8	6	30,5	11,8	18,5	26,5	16	14,9	2,2	14
35-5403	1) 2) M10x1	5 / 3	14	ø8	6	30,5	11,8	18,5	26,5	16	14,9	2,2	14
35-5404	2) M10x1	6 / 4	14	13	6	30,5	11,8	21,5	29,5	16	14,9	3,1	14
35-5406	2) M10x1	8 / 6	14	15	6	30,5	11,8	22,5	30,5	16	14,9	4,5	15
35-5408	2) M10x1	10 / 8	14	16	6	30,5	11,8	24,5	32,5	16	14,9	4,5	16
35-5604	M12x1,5	6 / 4	17	13	8	32,5	11,8	23	33	20	17,9	3,1	21
35-5606	M12x1,5	8 / 6	17	15	8	32,5	11,8	24	34	20	17,9	4,8	22
35-5608	M12x1,5	10 / 8	17	16	8	32,5	11,8	26	36	20	17,9	5,5	22
35-5804	M14x1,5	6 / 4	17	13	8	32,5	11,8	23	33	20	19,9	3,1	21
35-5806	M14x1,5	8 / 6	17	15	8	32,5	11,8	24	34	20	19,9	4,8	22
35-5808	M14x1,5	10 / 8	17	16	8	32,5	11,8	26	36	20	19,9	6,5	22
35-6204	M18x1,5	6 / 4	22	13	9	34,5	11,8	25	37	24	23,9	3,1	29
35-6206	M18x1,5	8 / 6	22	15	9	34,5	11,8	26	38	24	23,9	4,8	30
35-6208	M18x1,5	10 / 8	22	16	9	34,5	11,8	28	40	24	23,9	6,6	30
35-6604	M22x1,5	6 / 4	27	13	10	36	11,8	27,5	41,5	29	27,9	3,1	42
35-6606	M22x1,5	8 / 6	27	15	10	36	11,8	28,5	42,5	29	27,9	4,8	42
35-6608	M22x1,5	10 / 8	27	16	10	36	11,8	30,5	44,5	29	27,9	6,6	43
35-6612K	3) 4) M22x1,5	15 / 12	27	22	10,5	41	12,5	34,5	49,5	30	27	10,8	62

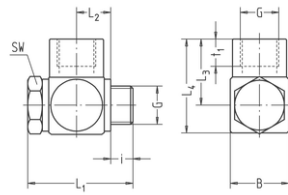
1) Union nut brass black

2) Spacer ring PA6 GF, black

3) Union nut Al black anodized

4) 2 seal rings PVC

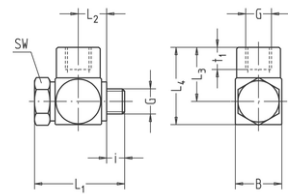
Single swivel connector | short model



- Whitworth pipe thread
- VS seal rings
- Material Al black anodized
- Temperature range 14 to 158 °F (-10 to +70 °C)
- Working pressure range -14 to 217 psi (-0.95 to 15 bar)

Part no.	G	SW	i	L1	L2	L3	L4	B	t1	NW	g/piece
134-0201K	G1/8	14	5,3	28,5	9,6	14,5	22	16	7	4,5	15
134-0403K	G1/4	17	7,5	35	11,7	21	30,5	20	10	6,5	28
134-0605K	G3/8	22	7	38,5	13,2	23	35	24	10	9	42
134-0807K	G1/2	27	9	47	16,2	27,5	42,5	30	12	11,5	74

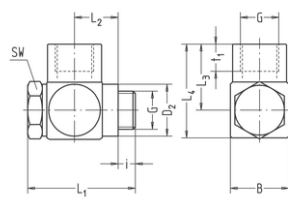
Single swivel connector | short model



- Metric thread
- PVC seal rings
- Ring connection brass black
- Banjo bolt galvanized steel
- Temperature range 14 to 158 °F (-10 to +70 °C)
- Working pressure range -14 to 217 psi (-0.95 to 15 bar)

Part no.	G	SW	i	L1	L2	L3	L4	B	t1	NW	g/piece
135-4241K	M3	5	2,5	11,6	3,5	6,2	9	5,6	3	1,5	1
135-5049K	M5	8	3	17	5,5	10	14,5	9	5	2,4	5

Single swivel joint

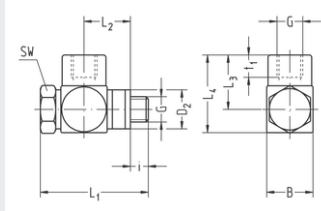


- Whitworth pipe thread
- Plastic seal rings
- Material Al black anodized
- Temperature range 14 to 158 °F (-10 to +70 °C)
- Working pressure range -14 to 217 psi (-0.95 to 15 bar)

Part no.	G	SW	i	L1	L2	L3	L4	B	t1	D2	NW	g/piece
134-0201	G1/8	14	6	31	12	14,5	22	16	7	14,9	4,5	13
134-0403	G1/4	17	8	37	14	21	30,5	20	10	18,9	6,5	26
134-0605	G3/8	22	8	41	15,5	23	35	24	10	22,9	9	40
134-0807	G1/2	27	10	49,5	18,5	27,5	42,5	30	12	26,9	11,5	74

Single swivel joint

- M5 thread
- PVC seal rings
- Ring connection brass black
- Banjo bolt galvanized steel
- Spacer ring Al black anodized
- Temperature range 14 to 158 °F (-10 to +70 °C)
- Working pressure range -14 to 217 psi (-0.95 to 15 bar)

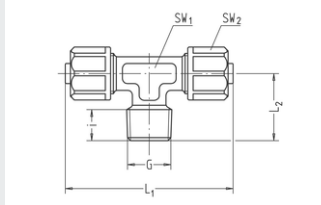


10

Part no.	G	SW	i	L1	L2	L3	L4	B	t1	D2	NW	g/piece
135-5049	M5	8	3	20,5	9	10	14,5	9	5	8	2,4	6

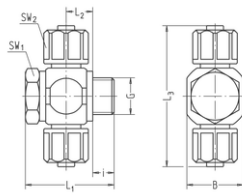
T-screw-in joint

- Whitworth pipe thread conical
- Seal in thread
- Material brass
- Union nuts PA6 GF, black
- Temperature range 14 to 158 °F (-10 to +70 °C)
- Working pressure range -14 to 217 psi (-0.95 to 15 bar)



Part no.	G	for tube	SW1	SW2	i	L1	L2	NW	g/piece
62-0204	R1/8	6 / 4	10	13	6,5	46	17	3,1	24
62-0206	R1/8	8 / 6	10	15	6,5	48	17	4,8	26
62-0208	R1/8	10 / 8	10	16	6,5	52	17	5,5	27
62-0404	R1/4	6 / 4	10	13	10	46	20	3,1	28
62-0406	R1/4	8 / 6	10	15	10	48	20	4,8	30
62-0408	R1/4	10 / 8	10	16	10	52	20	6,5	31

Double swivel screw joint | short model



- Whitworth pipe thread
- VS seal rings
- Material Al black anodized or brass ¹⁾
- Union nuts PA6 GF, black
- Temperature range 14 to 158 °F (-10 to +70 °C)
- Working pressure range -14 to 217 psi (-0.95 to 15 bar)

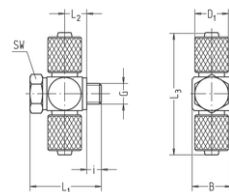
Part no.	G	for tube	SW1	SW2	i	L1	L2	L3	B	NW	g/piece
38-0243K	²⁾ G1/8	4,3 / 3	14	∅8	5,5	28,5	9,5	37	16	2,2	17
38-0203K	²⁾ G1/8	5 / 3	14	∅8	5,5	28,5	9,5	37	16	2,2	16
38-0204K	G1/8	6 / 4	14	13	5,5	28,5	9,5	43	16	3,1	17
38-0206K	G1/8	8 / 6	14	15	5,5	28,5	9,5	45	16	4,5	19
38-0208K	G1/8	10 / 8	14	16	5,5	28,5	9,5	49	16	4,5	20
38-0404K	G1/4	6 / 4	17	13	7,5	30,5	9,5	46	20	3,1	24
38-0406K	G1/4	8 / 6	17	15	7,5	30,5	9,5	48	20	4,8	25
38-0408K	G1/4	10 / 8	17	16	7,5	30,5	9,5	52	20	6,5	27
38-0604K	G3/8	6 / 4	22	13	7,5	31,5	9,5	48	22	3,1	29
38-0606K	G3/8	8 / 6	22	15	7,5	31,5	9,5	50	22	4,8	31
38-0608K	G3/8	10 / 8	22	16	7,5	31,5	9,5	54	22	6,6	32
38-0609K	G3/8	11,6 / 9	22	19	8	38,5	12,7	58	24	7,8	47
38-0804K	G1/2	6 / 4	27	13	9	33,5	9,5	54	29	3,1	43
38-0806K	G1/2	8 / 6	27	15	9	33,5	9,5	56	29	4,8	44
38-0808K	G1/2	10 / 8	27	16	9	33,5	9,5	60	29	6,6	45
38-0813K	³⁾ G1/2	17,6 / 13	27	24	9	47	16,2	72	30	11,5	95

¹⁾ When ordering please add "MS" to Part No.

²⁾ Union nut brass black

³⁾ Union nut Al black anodized

Double swivel screw joint | short model

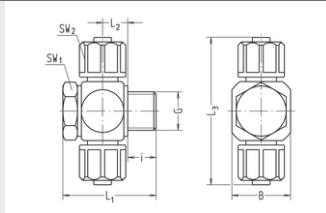


- M5 thread
- PVC seal rings
- Banjo fitting and union nuts brass black
- Banjo bolt galvanized steel
- Temperature range 14 to 158 °F (-10 to +70 °C)
- Working pressure range -14 to 217 psi (-0.95 to 15 bar)

Part no.	G	for tube	SW	i	L1	L2	L3	D1	B	NW	g/piece
39-5043K	M5	4,3 / 3	8	3,5	17	5,2	28	8	8,5	2,2	11
39-5003K	M5	5 / 3	8	3,5	17	5,2	28	8	8,5	2,2	11
39-5004K	M5	6 / 4	8	3,5	17	5,2	28	9	8,5	2,4	12

Double swivel screw joint | short model

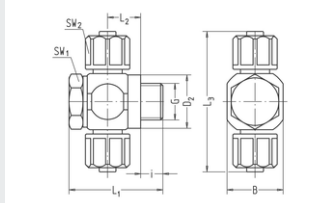
- Whitworth pipe thread
- Sealing without seal rings
- Banjo fitting and union nuts PA6 GF, black
- Banjo bolt Al black anodized
- Temperature range 14 to 140 °F (-10 to +60 °C)
- Working pressure range 0 to 145 psi (0 to 10 bar)



Part no.	G	for tube	SW1	SW2	i	L1	L2	L3	B	NW	g/piece
38-0204KKST	G1/8	6 / 4	14	13	8	28,5	8,2	50	16	3	11
38-0206KKST	G1/8	8 / 6	14	15	8	28,5	8,2	53	16	4,5	12
38-0404KKST	G1/4	6 / 4	17	13	10	30,5	8,2	52	20	3	15
38-0406KKST	G1/4	8 / 6	17	15	10	30,5	8,2	55	20	4,5	16

Double swivel screw joint

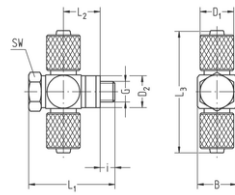
- Whitworth pipe thread
- Plastic seal rings
- Material Al black anodized
- Union nuts PA6 GF, black
- Temperature range 14 to 158 °F (-10 to +70 °C)
- Working pressure range -14 to 217 psi (-0.95 to 15 bar)



Part no.	G	for tube	SW1	SW2	i	L1	L2	L3	B	D2	NW	g/piece
38-0243	¹⁾ G1/8	4,3 / 3	14	ø8	6	30,5	11,8	37	16	14,9	2,2	16
38-0203	¹⁾ G1/8	5 / 3	14	ø8	6	30,5	11,8	37	16	14,9	2,2	16
38-0204	G1/8	6 / 4	14	13	6	30,5	11,8	43	16	14,9	3,1	16
38-0206	G1/8	8 / 6	14	15	6	30,5	11,8	45	16	14,9	4,5	18
38-0208	G1/8	10 / 8	14	16	6	30,5	11,8	49	16	14,9	4,5	19
38-0404	G1/4	6 / 4	17	13	8	32,5	11,8	46	20	18,9	3,1	22
38-0406	G1/4	8 / 6	17	15	8	32,5	11,8	48	20	18,9	4,8	24
38-0408	G1/4	10 / 8	17	16	8	32,5	11,8	52	20	18,9	6,5	25
38-0604	G3/8	6 / 4	22	13	8	33,5	11,8	48	22	22,9	3,1	28
38-0606	G3/8	8 / 6	22	15	8	33,5	11,8	50	22	22,9	4,8	29
38-0608	G3/8	10 / 8	22	16	8	33,5	11,8	54	22	22,9	6,6	30
38-0804	G1/2	6 / 4	27	13	10	36	11,8	54	29	26,9	3,1	42
38-0806	G1/2	8 / 6	27	15	10	36	11,8	56	29	26,9	4,8	44
38-0808	G1/2	10 / 8	27	16	10	36	11,8	60	29	26,9	6,6	45

¹⁾ Union nut brass black

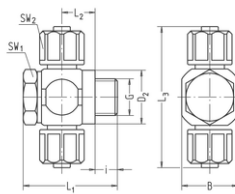
Double swivel screw joint



- M5 thread
- PVC seal rings
- Banjo fitting and union nuts brass black
- Banjo bolt galvanized steel
- Spacer ring Al black anodized
- Temperature range 14 to 158 °F (-10 to +70 °C)
- Working pressure range -14 to 217 psi (-0.95 to 15 bar)

Part no.	G	for tube	SW	i	L1	L2	L3	B	D1	D2	NW	g/piece
39-5043	M5	4,3 / 3	8	3,5	20,5	8,7	28	8,5	8	8	2,2	12
39-5003	M5	5 / 3	8	3,5	20,5	8,7	28	8,5	8	8	2,2	13
39-5004	M5	6 / 4	8	3,5	20,5	8,7	28	8,5	9	8	2,4	13

Double swivel screw joint



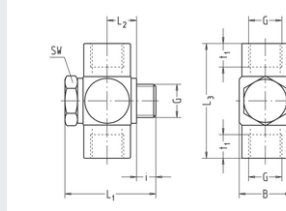
- Metric thread
- PVC seal ring
- Spacer seal ring Al / elastomer
- Material Al black anodized
- Union nuts PA6 GF, black
- Temperature range 14 to 158 °F (-10 to +70 °C)
- Working pressure range -14 to 217 psi (-0.95 to 15 bar)

Part no.	G	for tube	SW1	SW2	i	L1	L2	L3	B	D2	NW	g/piece
39-5443	1) 2) M10x1	4,3 / 3	14	ø8	6	30,5	11,8	37	16	14,9	2,2	16
39-5403	1) 2) M10x1	5 / 3	14	ø8	6	30,5	11,8	37	16	14,9	2,2	16
39-5404	2) M10x1	6 / 4	14	13	6	30,5	11,8	43	16	14,9	3,1	16
39-5406	2) M10x1	8 / 6	14	15	6	30,5	11,8	45	16	14,9	4,5	18
39-5408	2) M10x1	10 / 8	14	16	6	30,5	11,8	49	16	14,9	4,5	19
39-5604	M12x1,5	6 / 4	17	13	8	32,5	11,8	46	20	17,9	3,1	23
39-5606	M12x1,5	8 / 6	17	15	8	32,5	11,8	48	20	17,9	4,8	24
39-5608	M12x1,5	10 / 8	17	16	8	32,5	11,8	52	20	17,9	5,5	25
39-5804	M14x1,5	6 / 4	17	13	8	32,5	11,8	46	20	19,9	3,1	23
39-5806	M14x1,5	8 / 6	17	15	8	32,5	11,8	48	20	19,9	4,8	25
39-5808	M14x1,5	10 / 8	17	16	8	32,5	11,8	52	20	19,9	6,5	26
39-6204	M18x1,5	6 / 4	22	13	9	34,5	11,8	50	24	23,9	3,1	31
39-6206	M18x1,5	8 / 6	22	15	9	34,5	11,8	52	24	23,9	4,8	33
39-6208	M18x1,5	10 / 8	22	16	9	34,5	11,8	56	24	23,9	6,6	34
39-6604	M22x1,5	6 / 4	27	13	10	36	11,8	54	29	27,9	3,1	44
39-6606	M22x1,5	8 / 6	27	15	10	36	11,8	56	29	27,9	4,8	45
39-6608	M22x1,5	10 / 8	27	16	10	36	11,8	60	29	27,9	6,6	46

¹⁾ Union nut brass black ²⁾ Spacer ring PA6 GF, black

Double swivel joint | short model

- Whitworth pipe thread
- VS seal rings
- Material Al black anodized
- Temperature range 14 to 158 °F (-10 to +70 °C)
- Working pressure range -14 to 217 psi (-0.95 to 15 bar)

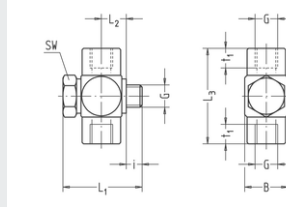


Part no.	G	SW	i	L1	L2	L3	B	t1	NW	g/piece
138-0201K	G1/8	14	5,3	28,5	9,6	29	16	7	4,5	18
138-0403K	G1/4	17	7,5	35	11,7	42	20	10	6,5	31
138-0605K	G3/8	22	7	38,5	13,2	46	24	10	9	44
138-0807K	G1/2	27	9	47	16,2	55	30	12	11,5	81

10

Double swivel joint | short model

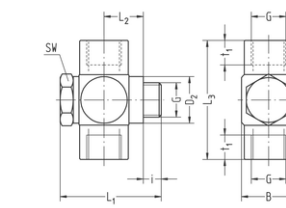
- Metric thread
- PVC seal rings
- Ring connection brass black
- Banjo bolt galvanized steel
- Temperature range 14 to 158 °F (-10 to +70 °C)
- Working pressure range -14 to 217 psi (-0.95 to 15 bar)



Part no.	G	SW	i	L1	L2	L3	B	t1	NW	g/piece
139-4241K	M3	5	2,5	11,6	3,5	12,4	5,6	3	1,5	1
139-5049K	M5	8	3	17	5,5	20	9	5	2,4	5

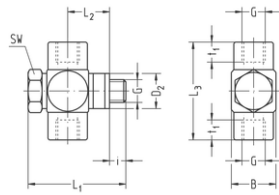
Double swivel joint

- Whitworth pipe thread
- Plastic seal rings
- Material Al black anodized
- Temperature range 14 to 158 °F (-10 to +70 °C)
- Working pressure range -14 to 217 psi (-0.95 to 15 bar)



Part no.	G	SW	i	L1	L2	L3	B	t1	D2	NW	g/piece
138-0201	G1/8	14	6	31	12	29	16	7	14,9	4,5	16
138-0403	G1/4	17	8	37	14	42	20	10	18,9	6,5	33
138-0605	G3/8	22	8	41	15,5	46	24	10	22,9	9	46
138-0807	G1/2	27	10	49,5	18,5	55	30	12	26,9	11,5	88

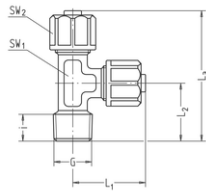
Double swivel joint



- M5 thread
- PVC seal rings
- Ring connection brass black
- Banjo bolt galvanized steel
- Spacer ring Al black anodized
- Temperature range 14 to 158 °F (-10 to +70 °C)
- Working pressure range -14 to 217 psi (-0.95 to 15 bar)

Part no.	G	SW	i	L1	L2	L3	B	t1	D2	NW	g/piece
139-5049	M5	8	3	20,5	9	20	9	5	8	2,4	6

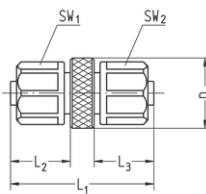
L screw-in joint



- Whitworth pipe thread conical
- Seal in thread
- Material brass
- Union nuts PA6 GF, black
- Temperature range 14 to 158 °F (-10 to +70 °C)
- Working pressure range -14 to 232 psi (-0.95 to 16 bar)

Part no.	G	for tube	SW1	SW2	i	L1	L2	L3	NW	g/piece
58-0204	R1/8	6 / 4	10	13	6,5	23	17	40	3,1	25
58-0206	R1/8	8 / 6	10	15	6,5	24	17	41	4,8	27
58-0208	R1/8	10 / 8	10	16	6,5	26	17	43	5,5	27
58-0404	R1/4	6 / 4	10	13	10	23	20	43	3,1	28
58-0406	R1/4	8 / 6	10	15	10	24	20	44	4,8	30
58-0408	R1/4	10 / 8	10	16	10	26	20	46	6,5	31

Double screw joint

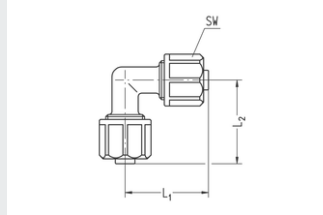


- Material Al black anodized
- Union nuts PA6 GF, black
- Temperature range 14 to 158 °F (-10 to +70 °C)
- Working pressure range -14 to 217 psi (-0.95 to 15 bar)

Part no.	for tube A	for tube B	SW1	SW2	L1	L2	L3	D1	NW	g/piece
32-0406	6 / 4	8 / 6	13	15	33	13	14	16	3,1	8
32-0408	6 / 4	10 / 8	13	16	35	13	16	16	3,1	9
32-0608	8 / 6	10 / 8	15	16	36	14	16	16	4,8	10
33-5604	6 / 4	6 / 4	13	13	32	13	13	16	3,1	7
33-5606	8 / 6	8 / 6	15	15	34	14	14	16	4,8	9
33-5808	10 / 8	10 / 8	16	16	38	16	16	16	6,6	10

Elbow connector

- Material Al black anodized
- Union nuts PA6 GF, black
- Temperature range 14 to 158 °F (-10 to +70 °C)
- Working pressure range -14 to 217 psi (-0.95 to 15 bar)

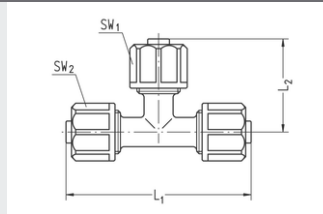


10

Part no.	for tube	SW	L1	L2	NW	g/piece
77-0400	6 / 4	13	23	23	3,1	7
77-0600	8 / 6	15	24	24	4,8	8
77-0800	10 / 8	16	26	26	6,6	9

T-connector

- Material Al black anodized
- Union nuts PA6 GF, black
- Temperature range 14 to 158 °F (-10 to +70 °C)
- Working pressure range 0 to 145 psi (0 to 10 bar)

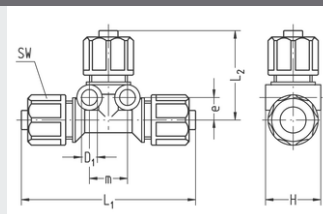


Part no.		for tube A	for tube B	SW1	SW2	L1	L2	NW	g/piece
78-4300	1)	4,3 / 3	4,3 / 3	ø8	ø8	28	19	2,2	14
78-0300	1)	5 / 3	5 / 3	ø8	ø8	28	19	2,2	14
78-0400		6 / 4	6 / 4	13	13	46	23	3,1	10
78-0600		8 / 6	8 / 6	15	15	48	24	4,8	11
78-0604		8 / 6	6 / 4	15	13	48	23	3,1	10
78-0800		10 / 8	10 / 8	16	16	52	26	6,6	14
78-0804		10 / 8	6 / 4	16	13	52	23	3,1	13
78-0806		10 / 8	8 / 6	16	15	52	24	4,8	13

¹⁾ Material brass black, union nuts brass black

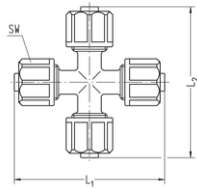
T-connector

- Material PA6 GF, black
- Union nuts PA6 GF, black
- Temperature range 14 to 140 °F (-10 to +60 °C)
- Working pressure range 0 to 145 psi (0 to 10 bar)



Part no.	for tube	SW	L1	L2	H	D1	e	m	NW	g/piece
78-0400KST	6 / 4	13	54	28,5	15,5	5	13,5	12	3	8
78-0600KST	8 / 6	15	54	28,5	17,5	5	14,5	12	4,5	10
78-0900KST	11,6 / 9	19	63	32	22	5	16,5	15,5	7	25

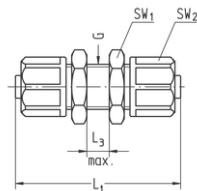
4-way screw joint



- Material Al black anodized
- Union nuts PA6 GF, black
- Temperature range 14 to 158 °F (-10 to +70 °C)
- Working pressure range -14 to 217 psi (-0.95 to 15 bar)

Part no.	for tube	SW	L1	L2	NW	g/piece
79-0400	6 / 4	13	46	46	3,1	12
79-0600	8 / 6	15	48	48	4,8	14
79-0800	10 / 8	16	52	52	6,6	17

Bulkhead screw joint

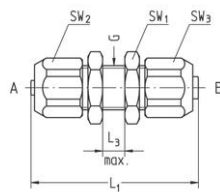


- Material Al black anodized
- Union nuts PA6 GF, black
- Temperature range 14 to 158 °F (-10 to +70 °C)
- Working pressure range -14 to 217 psi (-0.95 to 15 bar)

Part no.	for tube	G	SW1	SW2	L1	L3 max.	NW	g/piece
80-0303	1) 5 / 3	M7x0,5	9	∅8	37	7	2,2	11
80-4343	1) 4,3 / 3	M7x0,5	9	∅8	37	7	2,2	12
80-0404K	1) 6 / 4	M8x0,5	10	∅9	37	7	3,1	14
80-0404	6 / 4	M10x1	14	13	42	7	3,1	9
80-0606	8 / 6	M12x1	17	15	44	7	4,8	13
80-0808	10 / 8	M14x1	17	16	48	7	6,6	14
80-0909	11,6 / 9	M16x1	22	19	55	8	7,8	25

¹⁾ Material brass black, union nuts brass black

Bulkhead screw joint



- Material Al black anodized
- Temperature range 14 to 158 °F (-10 to +70 °C)
- Working pressure range -14 to 217 psi (-0.95 to 15 bar)

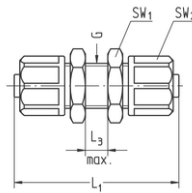
Part no.	for tube A	for tube B	G	SW1	SW2	SW3	L1	L3 max.	NW	g/piece
81-0304	1) 5 / 3	6 / 4	M8x0,5	10	∅8	∅9	37	7	2,2	8
81-0406	6 / 4	8 / 6	M12x1	17	13	15	43	7	3,1	18
81-0408	2) 6 / 4	10 / 8	M14x1	17	13	16	45	7	3,1	17
81-0608	2) 8 / 6	10 / 8	M14x1	17	15	16	46	7	4,8	16

¹⁾ Material brass black, union nuts brass black

²⁾ Union nuts PA6 GF, black

Bulkhead screw joint

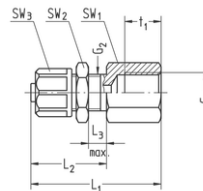
- Material PA6 GF, black
- Jam nuts Al black anodized
- Temperature range 14 to 140 °F (-10 to +60 °C)
- Working pressure range 0 to 145 psi (0 to 10 bar)



Part no.	for tube	G	SW1	SW2	L1	L3 max.	NW	g/piece
80-0404KST	6 / 4	M10x1	14	13	51,5	11	3	7
80-0606KST	8 / 6	M12x1	17	15	51,5	11	4,5	10
80-0909KST	11,6 / 9	M16x1	22	19	61,5	14	7	19

Bulkhead screw joint with female thread

- Material Al black anodized
- Union nuts PA6 GF, black
- Temperature range 14 to 158 °F (-10 to +70 °C)
- Working pressure range -14 to 217 psi (-0.95 to 15 bar)

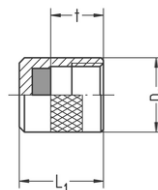


Part no.	G1	for tube	G2	SW1	SW2	SW3	L1	L2	L3 max.	t1	NW	g/piece	
107-4903	1)	M5	5 / 3	M7x0,5	8	9	ø8	28	21	7	5	2,2	4
107-4943	1)	M5	4,3 / 3	M7x0,5	8	9	ø8	28	21	7	5	2,2	4
107-4904	1)	M5	6 / 4	M8x0,5	10	10	ø9	28	21	7	5	3,1	6
106-0104		G1/8	6 / 4	M10x1	14	14	13	38	26	7	8	3,1	9
106-0106		G1/8	8 / 6	M12x1	14	17	15	39	27	7	8	4,8	11
106-0306		G1/4	8 / 6	M12x1	17	17	15	45	27	7	12	4,8	15
106-0308		G1/4	10 / 8	M14x1	17	17	16	47	29	7	12	6,6	16
106-0506		G3/8	8 / 6	M12x1	19	17	15	46	27	7	12	4,8	15
106-0508		G3/8	10 / 8	M14x1	19	17	16	48	29	7	12	6,6	16
106-0509		G3/8	11,6 / 9	M16x1	19	22	19	51	32	8	12	7,8	22

¹⁾ Material brass black, union nuts brass black

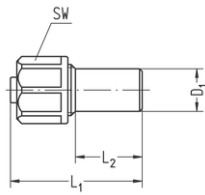
Sealing nut with seal

- Sealing NBR (Perbunan)
- Material Al black anodized
- Temperature range 14 to 158 °F (-10 to +70 °C)
- Working pressure range -14 to 217 psi (-0.95 to 15 bar)



Part no.	for tube	L1	t	D1	g/piece
25-5300	6 / 4	15	9,5	12	3
25-5500	8 / 6	16	10,5	14	3
25-5700	10 / 8	18	12,5	15,5	4

Soldering screw joint

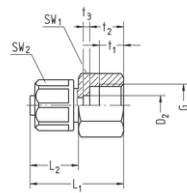


- Material brass
- Union nuts PA6 GF, black
- Temperature range 14 to 158 °F (-10 to +70 °C)
- Working pressure range -14 to 217 psi (-0.95 to 15 bar)

Part no.	for tube	L1	L2	SW	L1	L2	D1	NW	g/piece
82-0604	6 / 4	23	13	∅9	23	13	6	3,1	5
82-1004	6 / 4	30	17	13	30	17	10	3,1	11
82-1006	8 / 6	31	17	15	31	17	10	4,8	13
82-1208	10 / 8	33	17	16	33	17	12	6,6	16
82-1410	1) 12,5 / 10	39,5	20	19	39,5	20	14	8,3	30
82-1612	1) 15 / 12	39,5	20	22	39,5	20	16	10,8	38

1) Union nuts Al black anodized

Screw joint for pressure gauge

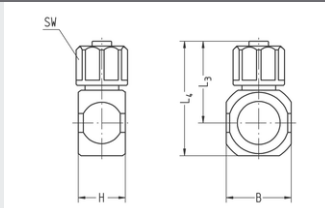


- Whitworth pipe thread and metric thread
- Material Al black anodized
- Union nuts PA6 GF, black
- Temperature range 14 to 158 °F (-10 to +70 °C)
- Working pressure range -14 to 217 psi (-0.95 to 15 bar)

Part no.	G	for tube	SW1	SW2	L1	L2	t1	t2	t3	D2	NW	g/piece
26-5304	M10x1	6 / 4	14	13	27	13	8	11	2	5,5	3,1	6
26-5306	M10x1	8 / 6	14	15	28	14	8	11	2	5,5	4,8	7
27-0304	G1/4	6 / 4	17	13	27	13	8	11	2	5,5	3,1	8
27-0306	G1/4	8 / 6	17	15	28	14	8	11	2	5,5	4,8	9
27-0308	G1/4	10 / 8	17	16	30	16	8	11	2	6,5	6,5	9

Single banjo

- For banjo bolts with Whitworth pipe thread / metric thread
- Material Al black anodized or brass¹⁾
- Union nuts PA6 GF, black
- Temperature range 14 to 158 °F (-10 to +70 °C)
- Working pressure range -14 to 217 psi (-0.95 to 15 bar)



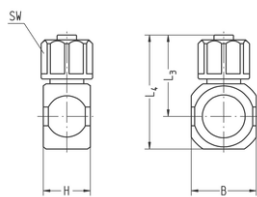
Part no.		for banjo bolt	for tube	SW	H	L3	L4	B	NW	g/piece Ms	g/piece
34-02431	2)	G1/8	4,3 / 3	∅8	14,5	18,5	26,5	16	2,2	-	8
34-02031	2)	G1/8	5 / 3	∅8	14,5	18,5	26,5	16	2,2	-	8
34-02041		G1/8	6 / 4	13	14,5	21,5	29,5	16	3,1	23	8
34-02061		G1/8	8 / 6	15	14,5	22,5	30,5	16	4,8	25	9
34-02081		G1/8	10 / 8	16	14,5	24,5	32,5	16	6,6	26	10
34-02091		G1/8	11,6 / 9	19	19	24,5	32	20	7,8	-	13
34-04041		G1/4	6 / 4	13	14,5	23	33	20	3,1	29	11
34-04061		G1/4	8 / 6	15	14,5	24	34	20	4,8	31	11
34-04081		G1/4	10 / 8	16	14,5	26	36	20	6,6	32	12
34-04091		G1/4	11,6 / 9	19	19	26,5	36	20	7,8	-	16
34-06041		G3/8	6 / 4	13	14,5	24,5	35,5	22	3,1	-	10
34-06061		G3/8	8 / 6	15	14,5	25,5	36,5	22	4,8	-	11
34-06081		G3/8	10 / 8	16	14,5	27,5	38,5	22	6,6	-	11
34-06091		G3/8	11,6 / 9	19	21	29	41	24	7,8	-	23
34-06101	3)	G3/8	12,5 / 10	19	21	31,5	43,5	24	8,3	-	26
34-08041		G1/2	6 / 4	13	14,5	27	41,5	29	3,1	-	16
34-08061		G1/2	8 / 6	15	14,5	28	42,5	29	4,8	-	16
34-08081		G1/2	10 / 8	16	14,5	30	44,5	29	6,6	-	17
34-08101	3)	G1/2	12,5 / 10	19	22	34,5	49,5	30	8,3	-	36
34-08121	3)	G1/2	15 / 12	22	22	34,5	49,5	30	10,8	-	38
34-08131	3)	G1/2	17,6 / 13	24	28	36	51	30	11,5	-	51

¹⁾ When ordering please add "MS" to Part No.

²⁾ Union nut brass black

³⁾ Union nut Al black anodized

Single banjo



- For banjo bolts with metric thread
- Material Al black anodized
- Union nuts PA6 GF, black
- Temperature range 14 to 158 °F (-10 to +70 °C)
- Working pressure range -14 to 217 psi (-0.95 to 15 bar)

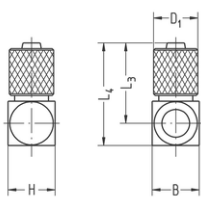
Part no.		for banjo bolt M	for tube	SW	H	L3	L4	B	NW	g/piece Ms	g/piece
34-02431	2)	M10x1	4,3 / 3	ø8	14,5	18,5	26,5	16	2,2	-	8
34-02031	2)	M10x1	5 / 3	ø8	14,5	18,5	26,5	16	2,2	-	8
34-02041		M10x1	6 / 4	13	14,5	21,5	29,5	16	3,1	23	8
34-02061		M10x1	8 / 6	15	14,5	22,5	30,5	16	4,8	25	9
34-02081		M10x1	10 / 8	16	14,5	24,5	32,5	16	6,6	26	10
35-56041		M12x1,5	6 / 4	13	14,5	23	33	20	3,1	-	11
35-56061		M12x1,5	8 / 6	15	14,5	24	34	20	4,8	-	12
35-56081		M12x1,5	10 / 8	16	14,5	26	36	20	6,6	-	13
35-58041		M14x1,5	6 / 4	13	14,5	23	33	20	3,1	-	10
35-58061		M14x1,5	8 / 6	15	14,5	24	34	20	4,8	-	11
35-58081		M14x1,5	10 / 8	16	14,5	26	36	20	6,6	-	11
35-62041		M18x1,5	6 / 4	13	14,5	25	37	24	3,1	-	12
35-62061		M18x1,5	8 / 6	15	14,5	26	38	24	4,8	-	12
35-62081		M18x1,5	10 / 8	16	14,5	28	40	24	6,6	-	13
35-66041		M22x1,5	6 / 4	13	14,5	27,5	41,5	29	3,1	-	14
35-66061		M22x1,5	8 / 6	15	14,5	28,5	42,5	29	4,8	-	15
35-66081		M22x1,5	10 / 8	16	14,5	30,5	44,5	29	6,6	-	16
35-66121	3)	M22x1,5	15 / 12	22	22	34,5	49,5	30	10,8	-	36

¹⁾ When ordering please add "MS" to Part No.

²⁾ Union nut brass black

³⁾ Union nut Al black anodized

Single banjo

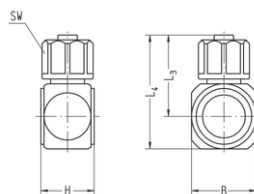


- For banjo bolts with thread M5
- Material brass black
- Temperature range 14 to 158 °F (-10 to +70 °C)
- Working pressure range -14 to 217 psi (-0.95 to 15 bar)

Part no.		for banjo bolt	for tube	H	L3	L4	D1	B	NW	g/piece
35-50431		M5	4,3 / 3	8,5	14	18	8	8,5	2,2	6
35-50031		M5	5 / 3	8,5	14	18	8	8,5	2,2	6
35-50041		M5	6 / 4	8,5	14	18	9	8,5	3,1	6
35-50431-1		M5 (for throttle)	4,3 / 3	8,5	14	18	8	8,5	1,8	5
35-50031-1		M5 (for throttle)	5 / 3	8,5	14	18	8	8,5	1,8	5
35-50041-1		M5 (for throttle)	6 / 4	8,5	14	18	9	8,5	1,8	6

Single banjo

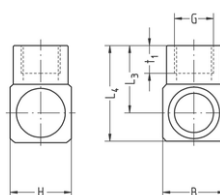
- For banjo bolts with Whitworth pipe thread
- Sealing without additional seal rings
- Material PA6 GF, black
- Temperature range 14 to 140 °F (-10 to +60 °C)
- Working pressure range 0 to 145 psi (0 to 10 bar)



Part no.	for banjo bolt	for tube	SW	H	L3	L4	B	NW	g/piece
34-02041KST	G1/8	6 / 4	13	16,5	25	32,5	16	3	5
34-02061KST	G1/8	8 / 6	15	16,5	26,5	34	16	4,5	6
34-04041KST	G1/4	6 / 4	13	16,5	26	36,5	20	3	6
34-04061KST	G1/4	8 / 6	15	16,5	27,5	38	20	4,5	7

Ring connection

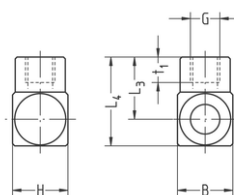
- For banjo bolts with Whitworth pipe thread
- Material Al black anodized
- Temperature range 14 to 158 °F (-10 to +70 °C)
- Working pressure range -14 to 217 psi (-0.95 to 15 bar)



Part no.	for banjo bolt	G	H	L3	L4	B	t1	NW	g/piece
134-02013	G1/8	G1/8	14,8	14,5	22	16	7	5	8
134-04033	G1/4	G1/4	19	21	30,5	20	10	8	16
134-06053	G3/8	G3/8	22	23	35	24	10	10	22
134-08073	G1/2	G1/2	28	27,5	42,5	30	12	12	45

Ring connection

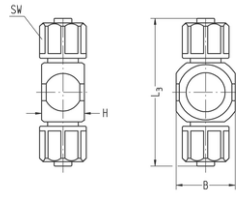
- For banjo bolts with metric thread
- Material brass black
- Temperature range 14 to 158 °F (-10 to +70 °C)
- Working pressure range -14 to 217 psi (-0.95 to 15 bar)



Part no.	for banjo bolt	G	H	L3	L4	B	t1	NW	g/piece
135-42413	M3	M3	5,6	6,2	9	5,6	3	1,5	1
135-50493	M5	M5	9	10	14,5	9	5	3	2
135-50493-1NI*	M5 (for throttle)	M5	9	10	14,5	9	4,5	1,7	2

* Material: completely made of nickel-plated brass

Double banjo



- For banjo bolts with Whitworth pipe thread / metric thread
- Material Al black anodized or brass ¹⁾
- Union nuts PA6 GF, black
- Temperature range 14 to 158 °F (-10 to +70 °C)
- Working pressure range -14 to 217 psi (-0.95 to 15 bar)

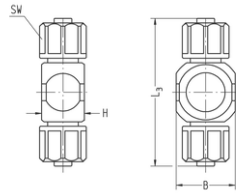
Part no.		for banjo bolt	for tube	SW	H	L3	B	NW	g/piece Ms	g/piece
38-02431	2)	G1/8	4,3 / 3	ø8	14,5	37	16	2,2	-	10
38-02031	2)	G1/8	5 / 3	ø8	14,5	37	16	2,2	-	10
38-02041		G1/8	6 / 4	13	14,5	43	16	3,1	27	10
38-02061		G1/8	8 / 6	15	14,5	45	16	4,8	30	12
38-02081		G1/8	10 / 8	16	14,5	49	16	6,6	33	13
38-04041		G1/4	6 / 4	13	14,5	46	20	3,1	34	13
38-04061		G1/4	8 / 6	15	14,5	48	20	4,8	37	14
38-04081		G1/4	10 / 8	16	14,5	52	20	6,6	39	15
38-06041		G3/8	6 / 4	13	14,5	48	22	3,1	-	12
38-06061		G3/8	8 / 6	15	14,5	50	22	4,8	-	14
38-06081		G3/8	10 / 8	16	14,5	54	22	6,6	-	14
38-06091		G3/8	11,6 / 9	19	21	58	24	7,8	-	28
38-08041		G1/2	6 / 4	13	14,5	54	29	3,1	-	18
38-08061		G1/2	8 / 6	15	14,5	56	29	4,8	-	19
38-08081		G1/2	10 / 8	16	14,5	60	29	6,6	-	20
38-08131	3)	G1/2	17,6 / 13	24	28	72	30	11,5	-	65

¹⁾ When ordering please add "MS" to Part No.

²⁾ Union nut brass black

³⁾ Union nut Al black anodized

Double banjo



- For banjo bolts with metric thread
- Material Al black anodized
- Union nuts PA6 GF, black
- Temperature range 14 to 158 °F (-10 to +70 °C)
- Working pressure range -14 to 217 psi (-0.95 to 15 bar)

Part no.		for banjo bolt M	for tube	SW	H	L3	B	NW	g/piece Ms	g/piece
38-02431	2)	M10x1	4,3 / 3	ø8	14,5	37	16	2,2	-	10
38-02031	2)	M10x1	5 / 3	ø8	14,5	37	16	2,2	-	10
38-02041		M10x1	6 / 4	13	14,5	43	16	3,1	27	10
38-02061		M10x1	8 / 6	15	14,5	45	16	4,8	30	12
38-02081		M10x1	10 / 8	16	14,5	49	16	6,6	33	13
39-56041		M12x1,5	6 / 4	13	14,5	46	20	3,1	-	13
39-56061		M12x1,5	8 / 6	15	14,5	48	20	4,8	-	15
39-56081		M12x1,5	10 / 8	16	14,5	52	20	6,6	-	16
39-58041		M14x1,5	6 / 4	13	14,5	46	20	3,1	-	12
39-58061		M14x1,5	8 / 6	15	14,5	48	20	4,8	-	13
39-58081		M14x1,5	10 / 8	16	14,5	52	20	6,6	-	14
39-62041		M18x1,5	6 / 4	13	14,5	50	24	3,1	-	13
39-62061		M18x1,5	8 / 6	15	14,5	52	24	4,8	-	15
39-62081		M18x1,5	10 / 8	16	14,5	56	24	6,6	-	16
39-66041		M22x1,5	6 / 4	13	14,5	54	29	3,1	-	16
39-66061		M22x1,5	8 / 6	15	14,5	56	29	4,8	-	18
39-66081		M22x1,5	10 / 8	16	14,5	60	29	6,6	-	19

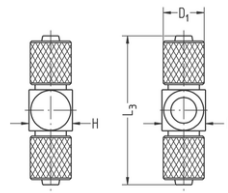
¹⁾ When ordering please add "MS" to Part No.

²⁾ Union nut brass black

³⁾ Union nut Al black anodized

Double banjo

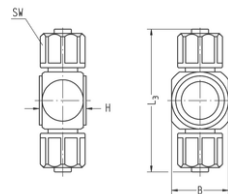
- For banjo bolts with thread M5
- Material brass black
- Temperature range 14 to 158 °F (-10 to +70 °C)
- Working pressure range -14 to 217 psi (-0.95 to 15 bar)



Part no.	for banjo bolt	for tube	H	L3	D1	B	NW	g/piece
39-50431	M5	4,3 / 3	8,5	28	8	8,5	2,2	8
39-50031	M5	5 / 3	8,5	28	8	8,5	2,2	8
39-50041	M5	6 / 4	8,5	28	9	8,5	3,1	9
39-50431-1	M5 (for throttle)	4,3 / 3	8,5	28	8	8,5	1,8	8
39-50031-1	M5 (for throttle)	5 / 3	8,5	28	8	8,5	1,8	8
39-50041-1	M5 (for throttle)	6 / 4	8,5	28	9	8,5	1,8	9

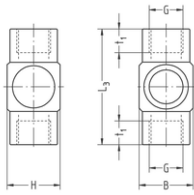
Double banjo

- For banjo bolts with Whitworth pipe thread
- Sealing without additional seal rings
- Material PA6 GF, black
- Temperature range -4 to 140 °F (-20 to +60 °C)
- Working pressure range -14 to 87 psi (-0.95 to 6 bar)



Part no.	for banjo bolt	for tube	SW	H	L3	B	NW	g/piece
38-02041KST	G1/8	6 / 4	13	16,5	50	16	3	6
38-02061KST	G1/8	8 / 6	15	16,5	53	16	4,5	7
38-04041KST	G1/4	6 / 4	13	16,5	52	20	3	7
38-04061KST	G1/4	8 / 6	15	16,5	55	20	4,5	8

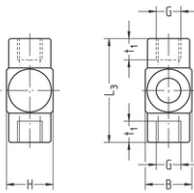
Double banjo



- For banjo bolts with Whitworth pipe thread
- Material Al black anodized
- Temperature range 14 to 158 °F (-10 to +70 °C)
- Working pressure range -14 to 217 psi (-0.95 to 15 bar)

Part no.	for banjo bolt	G	H	L3	B	t1	NW	g/piece
138-02013	G1/8	G1/8	14,8	29	16	7	5	11
138-04033	G1/4	G1/4	19	42	20	10	8	20
138-06053	G3/8	G3/8	22	46	24	10	10	29
138-08073	G1/2	G1/2	28	55	30	12	12	58

Double banjo

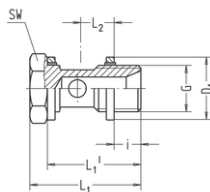


- For banjo bolts with metric thread
- Material brass black
- Temperature range 14 to 158 °F (-10 to +70 °C)
- Working pressure range -14 to 217 psi (-0.95 to 15 bar)

Part no.	for banjo bolt	G	H	L3	B	t1	NW	g/piece
139-42413	M3	M3	5,6	12,4	5,6	3	1,5	1
139-50493	M5	M5	9	20	9	5	3	2
139-50493-1	M5 (for throttle)	M5	9	20	9	4,5	1,7	2

Banjo bolt | short model

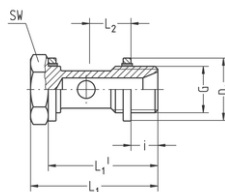
- For 1 banjo fitting
- Whitworth pipe thread
- VS seal rings
- Material Al black anodized
- Temperature range -4 to 158 °F (-20 to +70 °C)
- Working pressure range -14 to 217 psi (-0,95 to 15 bar)
- Fits banjo fitting with H = 14.5



Part no.	G	SW	i	L1	L1'	L2	D1	NW	g/piece
534-0200K	G1/8	14	5,5	28,5	24,5	9,5	14,7	4,5	7
534-0400K	G1/4	17	7,5	30,5	26,5	9,5	17,7	6,5	10
534-0600K	G3/8	22	7,5	31,5	26,5	9,5	21,8	9	17
534-0800K	G1/2	27	9	33,5	28	9,5	26,3	11,5	25

Banjo bolt, short model for high banjos

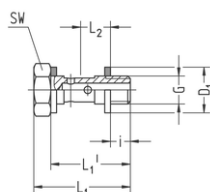
- For 1 banjo fitting
- Whitworth pipe thread
- VS seal rings
- Material Al black anodized
- Temperature range -4 to 158 °F (-20 to +70 °C)
- Working pressure range -14 to 217 psi (-0,95 to 15 bar)
- Fits banjo with H greater 14.5



Part no.	G	fits banjo with H	SW	i	L1	L1'	L2	D1	NW	g/piece
534-0419K	G1/4	19	17	7,5	35	31	11,7	17,7	6,5	11
534-0621K	G3/8	21 and 22	22	8	38,5	33,5	12,7	21,8	9	19
534-0828K	G1/2	28	27	9	47	41,5	16,2	26,3	11,5	30

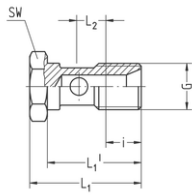
Banjo bolt | short model

- For 1 banjo fitting
- M5 thread
- PVC seal rings
- Material galvanized steel
- Temperature range 14 to 158 °F (-10 to +70 °C)
- Working pressure range -14 to 217 psi (-0.95 to 15 bar)



Part no.	G	fits banjo with H	SW	i	L1	L1'	L2	D1	NW	g/piece
35-4200K	M3	5,5	5	2,5	11,6	9,6	3,5	5	1,5	1
35-5000K	M5	8,5 and 9	8	3,5 (3)	17	14	5,2 (5,5)	7,5	2,4	3

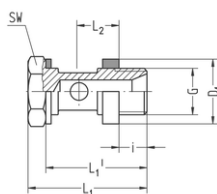
Banjo bolt | short model



- For 1 banjo fitting
- Whitworth pipe thread
- Material Al black anodized
- Temperature range 14 to 140 °F (-10 to +60 °C)
- Working pressure range 0 to 145 psi (0 to 10 bar)
- Fits banjo fitting KST with H = 16.5

Part no.	G	SW	i	L1	L1'	L2	NW	g/piece
534-02002KKST	G1/8	14	8	28,5	24,5	8,2	4,5	5
534-04002KKST	G1/4	17	10	30,5	26,5	8,2	6,5	8

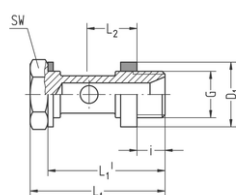
Banjo bolt



- For 1 banjo fitting
- Whitworth pipe thread
- Plastic seal rings
- Material Al black anodized
- Temperature range 14 to 158 °F (-10 to +70 °C)
- Working pressure range -14 to 217 psi (-0,95 to 15 bar)
- Fits banjo fitting with H = 14.5

Part no.	G	SW	i	L1	L1'	L2	D1	NW	g/piece
534-0200	G1/8	14	6	30,5	26,5	11,8	14,9	4,5	6
534-0400	G1/4	17	8	32,5	28,5	11,8	18,9	6,5	10
534-0600	G3/8	22	8	33,5	28,5	11,8	22,9	9	16
534-0800	G1/2	27	10	36	30,5	11,8	26,9	11,5	25

Banjo bolt for high banjos

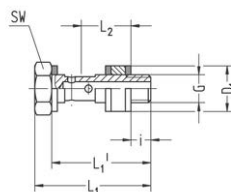


- For 1 banjo fitting
- Whitworth pipe thread
- Plastic seal rings
- Material Al black anodized
- Temperature range 14 to 158 °F (-10 to +70 °C)
- Working pressure range -14 to 217 psi (-0,95 to 15 bar)
- Fits banjo with H greater 14.5

Part no.	G	fits banjo with H	SW	i	L1	L1'	L2	D1	NW	g/piece
534-0215	G1/8	15 and 15,5	14	6	31	27	12	14,9	4,5	6
534-0419	G1/4	19	17	8	37	33	14	18,9	6,5	10
534-0422	G1/4	22	17	8	40	36	15,5	18,9	6,5	11
534-0621	G3/8	21 and 22	22	9	41	36	15	22,9	9	18
534-0624	G3/8	24	22	8	43	38	16,5	22,9	9	18
534-0628	G3/8	28	22	8	47	42	18,5	22,9	9	18
534-0828	G1/2	28	27	10	49,5	44	18,5	26,9	11,5	29
534-1028	G3/4	28	32	14	58	51	21	33	15	55
534-1036	G3/4	36	32	14	66	59	25	33	15	62
534-1236	G1	36	41	16	70	61	25	40	20	107

Banjo bolt

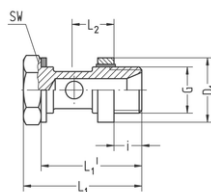
- For 1 banjo fitting
- M5 thread
- PVC seal rings
- Material galvanized steel
- Temperature range 14 to 158 °F (-10 to +70 °C)
- Working pressure range -14 to 217 psi (-0.95 to 15 bar)
- Fits banjo fitting with H = 8.5 (and 9)



Part no.	G	SW	i	L1	L1'	L2	D1	NW	g/piece
35-5000	M5	8	3,5 (3)	20,5	17,5	8,7 (9)	8	2,4	4

Banjo bolt

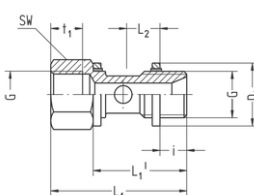
- For 1 banjo fitting
- Metric thread
- PVC seal ring
- Spacer seal ring Al / elastomer
- Material Al black anodized
- Temperature range 14 to 158 °F (-10 to +70 °C)
- Working pressure range -14 to 217 psi (-0.95 to 15 bar)
- Fits banjo with H = 14.5



Part no.	G	SW	i	L1	L1'	L2	D1	NW	g/piece
535-5400	M10x1	14	6	30,5	30,5	11,8	14,9	4,5	6
535-5600	M12x1,5	17	8	32,5	32,5	11,8	17,9	5,5	9
535-5800	M14x1,5	17	8	32,5	32,5	11,8	19,9	6,5	11
535-6200	M18x1,5	22	9	34,5	34,5	11,8	23,9	10	18
535-6600	M22x1,5	27	10	36	36	11,8	27,9	11,5	28

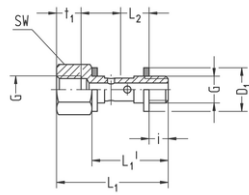
Banjo bolt with female thread | short model

- For 1 banjo fitting
- Whitworth pipe thread
- VS seal rings
- Material brass
- Temperature range -4 to 158 °F (-20 to +70 °C)
- Working pressure range -14 to 217 psi (-0.95 to 15 bar)
- Fits banjo fitting with H = 14.5



Part no.	G	SW	i	L1	L1'	L2	D1	t1	NW	g/piece
548-0200K	G1/8	14	5,5	34	24,5	9,5	14,7	6,5	5,2	18
548-0400K	G1/4	17	7,5	38,5	26,5	9,5	17,7	9	7,2	29
548-0600K	G3/8	22	7,5	39,5	26,5	9,5	21,8	9	9,2	48
548-0800K	G1/2	27	9	44	28	9,5	26,3	11	11,8	77

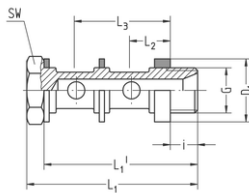
Banjo bolt with female thread | short model



- Short design for 1 banjo fitting
- M5 thread
- PVC seal rings
- Material galvanized steel
- Temperature range 14 to 158 °F (-10 to +70 °C)
- Working pressure range -14 to 217 psi (-0.95 to 15 bar)
- Fits banjo fitting with H = 8.5

Part no.	G	SW	i	L1	L1'	L2	D1	t1	NW	g/piece
239-5000K	M5	8	3,5 (3)	20,5	14	5,2 (5,5)	7,5	4,5	2,4	3

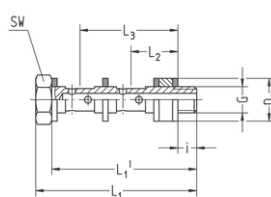
Double banjo bolt for swivel distributor



- For 2 banjo fittings
- Whitworth pipe thread
- Plastic seal rings
- Material burnished steel
- Temperature range 14 to 158 °F (-10 to +70 °C)
- Working pressure range 0 to 145 psi (0 to 10 bar)
- Fits banjo fitting with H = 14.5

Part no.	G	SW	i	L1	L1'	L2	L3	D1	NW	g/piece
50-0200	G1/8	14	8	49,5	45,5	11,8	28,3	14,9	6	19
50-0400	G1/4	17	10,5	52,5	48	11,8	28,3	18,9	8,5	30
50-0600	G3/8	22	11,5	54	49	11,8	28,3	22,9	11	50
50-0800	G1/2	27	12,5	56	50	11,8	28,3	26,9	13,8	92

Double banjo bolt for swivel distributor

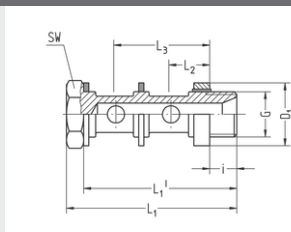


- For 2 banjo fittings
- M5 thread
- PVC seal rings
- Material galvanized steel
- Spacer ring Al black anodized
- Temperature range 14 to 158 °F (-10 to +70 °C)
- Working pressure range 0 to 145 psi (0 to 10 bar)
- Fits banjo fitting with H = 8.5

Part no.	G	SW	i	L1	L1'	L2	L3	D1	NW	g/piece
51-5000	M5	8	3,5	30	27	8,7	18,3	8	2,4	5

Double banjo bolt for swivel distributor

- For 2 banjo fittings
- Metric thread
- PVC seal rings
- Spacer seal ring Al / elastomer
- Material burnished steel
- Temperature range 14 to 158 °F (-10 to +70 °C)
- Working pressure range 0 to 145 psi (0 to 10 bar)
- Fits banjo fitting with H = 14.5

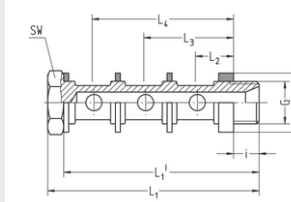


10

Part no.	G	SW	i	L1	L1'	L2	L3	D1	NW	g/piece
51-5400	M10x1	14	8	49,5	45,5	11,8	28,3	14,9	6	19
51-5600	M12x1,5	17	10,5	52,5	48	11,8	28,3	17,9	6,8	31
51-5800	M14x1,5	17	10,5	52,5	48	11,8	28,3	19,9	8,5	35

Triple banjo bolt for swivel distributor

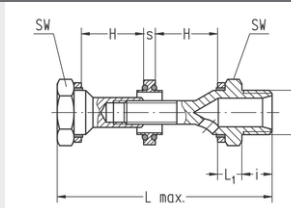
- For 3 banjo fittings
- Whitworth pipe thread
- Plastic seal rings
- Material burnished steel
- Temperature range 14 to 158 °F (-10 to +70 °C)
- Working pressure range 0 to 145 psi (0 to 10 bar)
- Fits banjo fitting with H = 14.5



Part no.	G	SW	i	L1	L1'	L2	L3	L4	D1	NW	g/piece
52-0200	G1/8	14	8	66	62	11,8	28,3	44,8	14,9	6	24
52-0400	G1/4	17	10,5	69	64,5	11,8	28,3	44,8	18,9	8,5	37
52-0600	G3/8	22	11,5	70,5	65,5	11,8	28,3	44,8	22,9	11	59
52-0800	G1/2	27	12,5	72,5	66,5	11,8	28,3	44,8	26,9	13,8	98

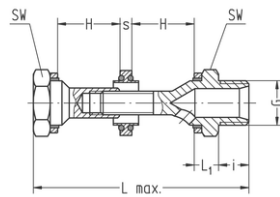
Double swivel distributor

- For 2 banjo fittings
- Whitworth pipe thread
- VS seal rings
- Material Al black anodized
- Temperature range 14 to 158 °F (-10 to +70 °C)
- Working pressure range -14 to 217 psi (-0,95 to 15 bar)
- Fits banjo fitting with H = 14.5 and KST 16.5



Part no.	G	SW	i	L max.	2H min	2H max	L1	s	NW	Material	g/piece
190-0200	G1/8	14	7	55	29	32	6,2	3,5	5,5	steel bronzed	23
184-0400	G1/4	17	9	55	29	29	6,7	3,5	8	Al	16
184-0600	G3/8	22	9	57	29	29	7,7	3,5	10	Al	27
184-0800	G1/2	27	12	64	29	29	8,7	4,5	13	Al	47

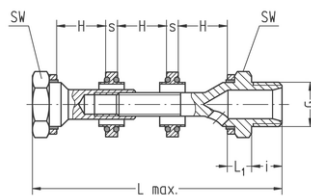
Double swivel distributor



- For 2 banjo fittings
- Whitworth pipe thread
- VS seal rings
- Material Al black anodized
- Temperature range 14 to 158 °F (-10 to +70 °C)
- Working pressure range -14 to 217 psi (-0.95 to 15 bar)
- Fits banjo fitting with H greater than 14.5

Part no.	G	SW	i	L max.	2H min	2H max	L1	s	NW	Material	g/piece
190-0200	G1/8	14	7	55	29	32	6,2	3,5	5,5	steel bronzed	23
190-0400	G1/4	17	9	72	36	46	6,7	3,5	8	Al	17
190-0600	G3/8	22	9	74	36	46	7,7	3,5	10	Al	30
190-0800	G1/2	27	12	90	40	56	8,7	4,5	13	Al	54

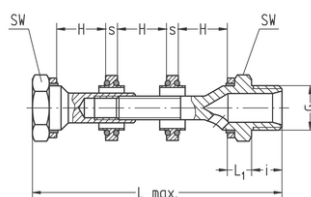
Triple swivel distributor



- For 3 banjo fittings
- Whitworth pipe thread
- VS seal rings
- Material Al black anodized
- Temperature range 14 to 158 °F (-10 to +70 °C)
- Working pressure range -14 to 217 psi (-0,95 to 15 bar)
- Fits banjo fitting with H = 14.5 and KST 16.5

Part no.	G	SW	i	L max.	3H min	3H max	L1	s	NW	Material	g/piece
186-0400	G1/4	17	9	73	43,5	43,5	6,7	3,5	8	Al	19
186-0600	G3/8	22	9	75	43,5	43,5	7,7	3,5	10	Al	32
186-0800	G1/2	27	12	88,5	43,5	50	8,7	4,5	13	Al	57

Triple swivel distributor

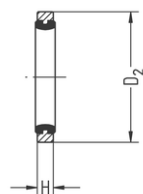


- For 3 banjo fittings
- Whitworth pipe thread
- VS seal rings
- Material Al black anodized
- Temperature range 14 to 158 °F (-10 to +70 °C)
- Working pressure range -14 to 217 psi (-0.95 to 15 bar)
- Fits banjo fitting with H greater than 14.5

Part no.	G	SW	i	L max.	3H min	3H max	L1	s	NW	Material	g/piece
192-0200	G1/8	14	7	74,5	43,5	48	6,2	3,5	5,5	steel bronzed	30
192-0400	G1/4	17	9	95,5	57	66	6,7	3,5	8	Al	23
192-0600	G3/8	22	9	97,5	57	66	7,7	3,5	10	Al	41
192-0800	G1/2	27	12	122,5	66	84	8,7	4,5	13	Al	70

VS seal ring

- For Whitworth pipe thread
- Spacer ring elastomer
- Spacer ring brass nickel-plated
- Large torque possible
- Undetachable
- Temperature range -40 to 248 °F (-40 to +120 °C)
- Working pressure range -14 to 435 psi (-0.95 to 30 bar)

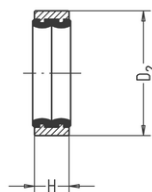


Part no.	for thread	D2	H	g/piece
515-0122	G1/8 and M10x1	14,7	2,2	1,02
515-0322	G1/4	17,7	2,2	1,23
515-0522	G3/8	21,8	2,2	1,56
515-0722	G1/2	26,3	2,2	2,04

Optionally also possible with FKM seal. Please complete "VT" before the article number.

VS spacer seal ring

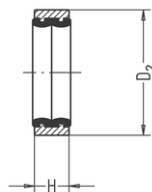
- For Whitworth pipe thread and M10x1
- Spacer ring elastomer
- Spacer ring brass nickel-plated
- Undetachable
- Temperature range -40 to 248 °F (-40 to +120 °C)
- Working pressure range -14 to 435 psi (-0.95 to 30 bar)



Part no.	for thread	D2	H	g/piece
515-0150MS	G1/8 and M10x1	14,7	4,5	2,0
515-0350MS	G1/4	17,7	4,5	2,5
515-0550MS	G3/8	21,8	4,5	3,0
515-0750MS	G1/2	26,3	4,5	4,0

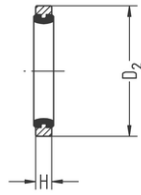
VS spacer seal ring

- For Whitworth pipe thread and M10x1
- Spacer ring elastomer
- Spacer ring Al color natural anodized
- Undetachable
- Temperature range -40 to 248 °F (-40 to +120 °C)
- Working pressure range -14 to 435 psi (-0.95 to 30 bar)



Part no.	for thread	D2	H	g/piece
515-0150AL	G1/8 and M10x1	14,7	4,5	1,0
515-0350AL	G1/4	17,7	4,5	1,5
515-0550AL	G3/8	21,8	4,5	2,0
515-0750AL	G1/2	26,3	4,5	2,0

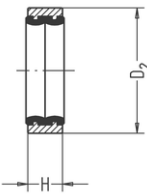
VS seal ring



- For metric thread
- Spacer ring elastomer
- Spacer ring brass nickel-plated
- Large torque possible
- Undetachable
- Temperature range -40 to 248 °F (-40 to +120 °C)
- Working pressure range -14 to 435 psi (-0.95 to 30 bar)

Part no.	for thread	D2	H	g/piece
514-5522	M12x1,5	17,9	2,2	1,31
514-5722	M14x1,5	19,9	2,2	1,42

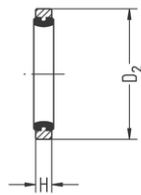
VS spacer seal ring



- For metric thread
- Spacer ring elastomer
- Spacer ring Al color natural anodized
- Undetachable
- Temperature range -40 to 248 °F (-40 to +120 °C)
- Working pressure range -14 to 435 psi (-0.95 to 30 bar)

Part no.	for thread	D2	H	g/piece
514-5550AL	M12x1,5	17,9	4,5	1,31
514-5750AL	M14x1,5	19,9	4,5	1,42
514-6150AL	M18x1,5	23,9	4,5	1,67
514-6550AL	M22x1,5	27,9	4,5	1,91

VS seal ring

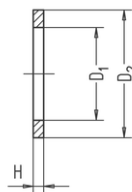


- For whitworth pipe thread, metric threads
- Sealing material FPM, FDA compliant according to 21 CFR 177.2600
- Spacer ring AISI 316L (1.4404)
- Large torque possible
- Undetachable
- Temperature range -4 to 356 °F (-20 to +180 °C)
- Working pressure range -14 to 435 psi (-0.95 to 30 bar)

Part no.	for thread	D2	H	g/piece
915-0122	G1/8 and M10x1	14,7	2,2	1
915-0322	G1/4	17,7	2,2	1
915-0522	G3/8	21,8	2,2	1,56
915-0722	G1/2	26,3	2,2	2,04

Seal ring

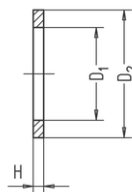
- For Whitworth pipe thread and metric thread
- Material aluminum
- Temperature range -4 to 212 °F (-20 to +100 °C)
- Working pressure range -14 to 217 psi (-0,95 to 15 bar)



Part no.	for thread	D1	D2	H	g/piece
14-45AL	M6	6	9	1	0,07
14-49AL	M5	5	7,6	1	0,06
14-55AL	M12x1,5	12,2	16	1,5	0,29
14-57AL	M14x1,5	14,1	18,2	1,5	0,39
14-5720AL	M14x1,5	14,1	18,2	2	0,49
14-61AL	M18x1,5	18,2	22	1,5	0,42
14-6120AL	M18x1,5	18,2	22	2	0,50
14-65AL	M22x1,5	22,2	27	1,5	0,64
14-6520AL	M22x1,5	22,2	27	2	0,88
15-01AL	G1/8 and M10x1	10,2	14	1,5	0,25
15-0120AL	G1/8 and M10x1	10,2	14	2	0,31
15-03AL	G1/4	13,2	18,2	1,5	0,45
15-0320AL	G1/4	13,2	18,2	2	0,58
15-05AL	G3/8	17,1	22	1,5	0,56
15-0520AL	G3/8	17,1	22	2	0,71
15-07AL	G1/2	21,2	26	1,5	0,60
15-0720AL	G1/2	21,2	26	2	0,86
15-1120AL	G1	33	39	2	2

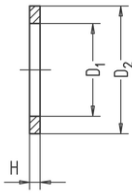
seal ring

- For Whitworth pipe thread and metric thread
- Material PVC
- Temperature range 14 to 158 °F (-10 to +70 °C)
- Working pressure range -14 to 217 psi (-0.95 to 15 bar)



Part no.	for thread	D1	D2	H	g/piece
14-41PVC	M3	3	5	0,8	0,01
14-49PVC	M5	5	7,6	1	0,03
14-55PVC	M12x1,5	12	16	1,5	0,07
14-57PVC	M14x1,5	14,1	18,2	1,5	0,22
14-61PVC	M18x1,5	18	22	1,5	0,1
14-65PVC	M22x1,5	22,2	27	1,5	0,38
15-01PVC	G1/8 and M10x1	10,2	14	1,5	0,14
15-0120PVC	G1/8 and M10x1	10,2	14	2	0,20
15-03PVC	G1/4	13,2	18,2	1,5	0,24
15-0320PVC	G1/4	13,2	18,2	2	0,35
15-05PVC	G3/8	17,1	22	1,5	0,31
15-0520PVC	G3/8	17,1	22	2	0,41
15-07PVC	G1/2	21,2	26	1,5	0,34
15-0720PVC	G1/2	21,2	26	2	0,50
15-0920PVC	G3/4	26,6	33	2	0,82
15-1120PVC	G1	33,4	39	2	0,91

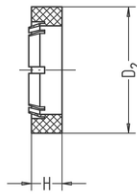
Seal ring



- For metric threads
- Material PA
- Temperature range 14 to 140 °F (-10 to +60 °C)
- Working pressure range 0 to 217 psi (0 to 15 bar)

Part no.	for thread	D1	D2	H	g/piece
14-49PA	M5	5	7,6	1	0,06

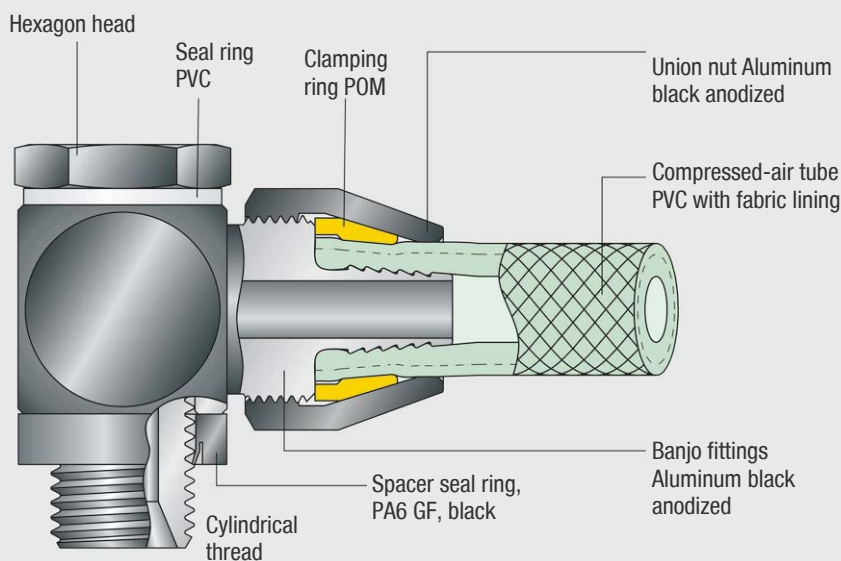
Spacer seal ring



- For Whitworth pipe thread
- Material PA6 GF, black
- Undetachable
- Temperature range 14 to 158 °F (-10 to +70 °C)
- Working pressure range -14 to 217 psi (-0,95 to 15 bar)

Part no.	for thread	D2	H	g/piece
534-015010	G1/8 and M10x1	14,9	4,5	0,54
534-035010	G1/4	18,9	4,5	0,81
534-055010	G3/8	22,9	4,5	1,13
534-075010	G1/2	26,9	4,5	1,21

Functional principle



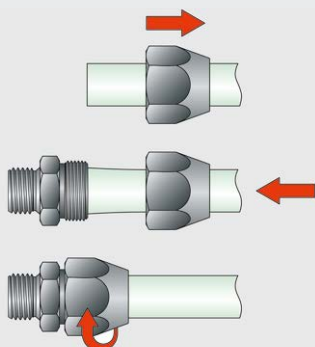
Range of application

The screw joint system especially developed for the use of compressed-air tubes made of PVC with fabric lining.

Service conditions

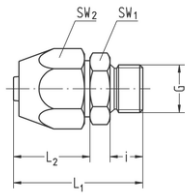
- Temperature range: 14 to 140 °F (-10 to +60 °C)
- Working pressure range: -14 to 145 psi (-0.95 to 10 bar)
- Allowable medium: Air
- Quick assembly of compressed-air tubes
- Frequent assembly and disassembly possible
- No tube clamp necessary
- Low weight
- Robust
- Suitable for vacuum

Handling



1. Lightly grease outer tube end and push union nut over the tube
2. Push tube over tube nipple until it hits the limit stop
3. Tighten union nut up to the collar

Straight male stud coupling

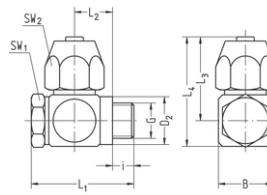


- For compressed-air tubes made of PVC with fabric lining
- Whitworth pipe thread
- Material Al black anodized / POM
- Temperature range 14 to 140 °F (-10 to +60 °C)
- Working pressure range 0 to 145 psi (0 to 10 bar)

Part no.	G	for tube	SW1	SW2	i	L1	L2	NW	g/piece
68-0204	G1/8	10 / 4	17	17	6,5	30,5	19	3,4	12
68-0206	G1/8	12 / 6	17	19	6,5	32,5	20,5	4,6	14
68-0404	G1/4	10 / 4	17	17	9	33	19	3,4	12
68-0406	G1/4	12 / 6	17	19	9	35	20,5	5,2	14
68-0408	G1/4	14 / 8	22	22	9	38	23	7	23
68-0409	G1/4	15 / 9	22	24	9	38,5	23,5	7,5	27
68-0410	G1/4	16 / 10	22	24	9	38,5	23,5	7,5	27
68-0604	G3/8	10 / 4	19	17	9	33	19	3,4	14
68-0606	G3/8	12 / 6	19	19	9	35	20,5	5,2	16
68-0608	G3/8	14 / 8	22	22	9	38	23	7	23
68-0609	G3/8	15 / 9	22	24	9	38,5	23,5	7,5	27
68-0610	G3/8	16 / 10	22	24	9	38,5	23,5	8,5	27
68-0612	G3/8	21 / 12	27	30	9	41	25	9	45
68-0613	G3/8	20 / 13	27	30	9	41	25	10	46
68-0804	G1/2	10 / 4	24	17	11	36	19	3,4	20
68-0806	G1/2	12 / 6	24	19	11	37,5	20,5	5,2	22
68-0808	G1/2	14 / 8	24	22	11	40	23	7	27
68-0809	G1/2	15 / 9	24	24	11	40,5	23,5	7,5	32
68-0810	G1/2	16 / 10	24	24	11	40,5	23,5	8,5	31
68-0812	G1/2	21 / 12	27	30	11	43	25	9	48
68-0813	G1/2	20 / 13	27	30	11	43	25	11	48
68-1013	G3/4	20 / 13	32	30	14	47	25	11	58
68-1019	G3/4	26 / 19	36	41	14	55	33	15	114
68-1019B	G3/4	26,8 / 19,4	36	41	14	55	33	15	114
68-1219	G1	26 / 19	41	41	16	59	33	15	130
68-1219B	G1	26,8 / 19,4	41	41	16	59	33	15	130
268-1225	G1	34 / 25	41	46	16	58	34	21	132
268-1638	G1 1/2	50 / 38	60	68	20	88,5	56,5	32	502

Single swivel screw joint

- For compressed-air tubes made of PVC with fabric lining
- Whitworth pipe thread
- Plastic seal rings
- Material Al black anodized / POM
- Temperature range 14 to 140 °F (-10 to +60 °C)
- Working pressure range -14 to 145 psi (-0.95 to 10 bar)

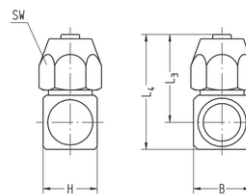


10

Part no.	G	for tube	SW1	SW2	i	L1	L2	L3	L4	B	D2	NW	g/piece
174-0204	G1/8	10 / 4	14	17	5,5	31	12,3	26,5	34	16	14,9	3,4	20
174-0406	G1/4	12 / 6	17	19	8	37	14	30	39,5	20	18,9	5,2	31
174-0408	G1/4	14 / 8	17	22	8	40	15,5	32,5	42	22	18,9	6,5	40
174-0409	G1/4	15 / 9	17	24	8	40	15,5	32,5	42	22	18,9	6,5	44
174-0606	G3/8	12 / 6	22	19	8	38	14	32,5	44,5	24	22,9	5,2	41
174-0608	G3/8	14 / 8	22	22	8	41	15,5	35	47	24	22,9	7	52
174-0609	G3/8	15 / 9	22	24	8	41	15,5	35	47	24	22,9	7,5	54
174-0610	G3/8	16 / 10	22	24	8	43	16,5	35,5	47,5	24	22,9	8,5	57
174-0612	G3/8	21 / 12	22	30	8	47	18,5	37	49	28	22,9	9	78
174-0613	G3/8	20 / 13	22	30	8	47	18,5	37	49	28	22,9	9	79
174-0813	G1/2	20 / 13	27	30	10	49,5	18,5	40	55	30	26,9	11	98
174-1013	G3/4	20 / 13	32	30	14	58	21	43	61	36	33	11	133
174-1019	G3/4	26 / 19	32	41	14	66	25	51	69	36	33	15	208
174-1219	G1	26 / 19	41	41	16	70	25	55	77	44	40	15	272

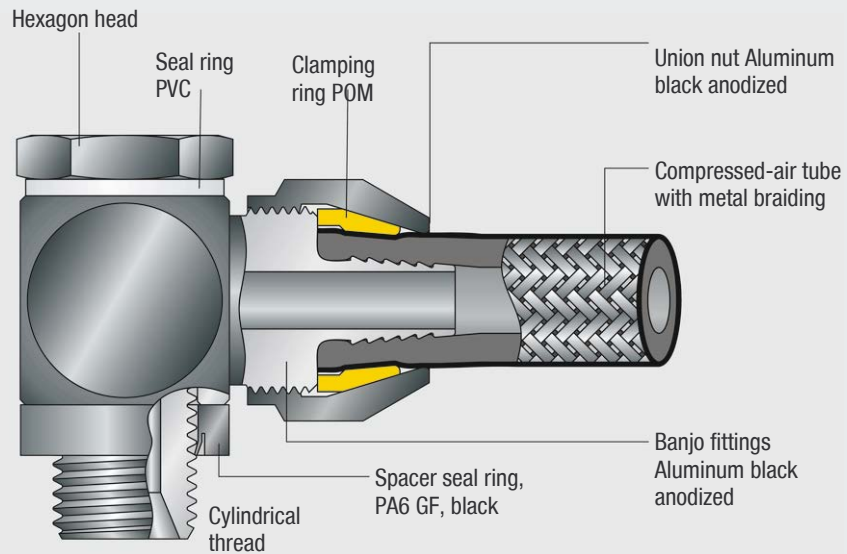
Single banjo

- For banjo bolt with Whitworth pipe thread
- For compressed-air tubes made of PVC with fabric lining
- Material Al black anodized / POM
- Temperature range 14 to 140 °F (-10 to +60 °C)
- Working pressure range -14 to 145 psi (-0.95 to 10 bar)



Part no.	for banjo bolt	for tube	SW	H	L3	L4	B	NW	g/piece
174-02041	G1/8	10 / 4	17	15,5	26,5	34	16	3,4	14
174-04061	G1/4	12 / 6	19	19	30	39,5	20	5,2	21
174-04081	G1/4	14 / 8	22	22	32,5	42	22	7	30
174-04091	G1/4	15 / 9	24	22	32,5	42	22	7,5	34
174-06061	G3/8	12 / 6	19	19	32,5	44,5	24	5,2	25
174-06081	G3/8	14 / 8	22	22	35	47	24	7	34
174-06091	G3/8	15 / 9	24	22	35	47	24	7,5	37
174-06101	G3/8	16 / 10	24	24	35,5	47,5	24	8,5	39
174-06121	G3/8	21 / 12	30	28	37	49	28	9	60
174-06131	G3/8	20 / 13	30	28	37	49	28	11	61
174-08131	G1/2	20 / 13	30	28	40	55	30	11	69
174-10131	G3/4	20 / 13	30	28	43	61	36	11	77
174-10191	G3/4	26 / 19	41	36	51	69	36	15	144
174-12191	G1	26 / 19	41	36	55	77	44	15	165

Functional principle



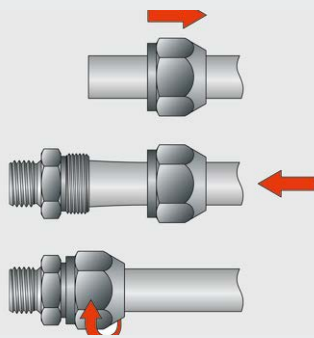
Range of application

The screw joint system especially developed for the use of compressed-air tubes made of NBR with metal braiding.

Service conditions

- Temperature range: 14 to 140 °F (-10 to +60 °C)
- Working pressure range: 0 to 145 psi (0 to 10 bar)
- Allowable medium: Air
- Quick assembly of compressed-air tubes
- Frequent assembly and disassembly possible
- No risk of accident from protruding wires of the metal braiding
- No tube clamp necessary
- Low weight
- Robust

Handling



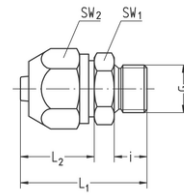
Push union nut over the tube and slightly wet the inside of the tube with oil

Push tube over tube nipple until it hits the limit stop

Tighten union nut up to the collar

Straight male stud coupling

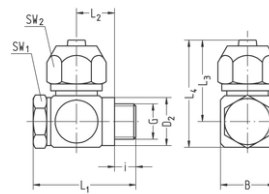
- For compressed-air tubes made of NBR (Perbunan) with metal braiding
- Whitworth pipe thread
- Material Al black anodized / POM
- Temperature range 14 to 140 °F (-10 to +60 °C)
- Working pressure range 0 to 145 psi (0 to 10 bar)



Part no.	G	for tube	SW1	SW2	i	L1	L2	NW	g/piece
178-0204	G1/8	7 / 4	17	17	6,5	30,5	19	3,4	12
178-0206	G1/8	9 / 6	17	19	6,5	32,5	20,5	4,6	15
178-0404	G1/4	7 / 4	17	17	9	33	19	3,4	12
178-0406	G1/4	9 / 6	17	19	9	35	20,5	5,2	15
178-0409	G1/4	12 / 9	22	22	9	38	23	7	23
178-0606	G3/8	9 / 6	19	19	9	35	20,5	5,2	17
178-0609	G3/8	12 / 9	22	22	9	38	23	7	23
178-0806	G1/2	9 / 6	24	19	11	37,5	20,5	5,2	23
178-0809	G1/2	12 / 9	24	22	11	40	23	7	26

Single swivel screw joint

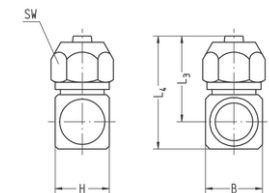
- For compressed-air tubes made of NBR (Perbunan) with metal braiding
- Whitworth pipe thread
- Material Al black anodized / POM
- Temperature range 14 to 140 °F (-10 to +60 °C)
- Working pressure range 0 to 145 psi (0 to 10 bar)



Part no.	G	for tube	SW1	SW2	i	L1	L2	L3	L4	B	D2	NW	g/piece
182-0204	G1/8	7 / 4	14	17	5,5	31	12,3	26,5	34	16	14,9	3,4	19
182-0406	G1/4	9 / 6	17	19	8	37	14	30	39,5	20	18,9	5,2	32
182-0409	G1/4	12 / 9	17	22	8	40	15,5	32,5	42	22	18,9	6,5	40
182-0609	G3/8	12 / 9	22	22	8	41	15,5	35	47	24	22,9	7	50

Single banjo

- For banjo bolt with Whitworth pipe thread
- For compressed-air tubes made of NBR (Perbunan) with metal braiding
- Material Al black anodized / POM
- Temperature range 14 to 140 °F (-10 to +60 °C)
- Working pressure range 0 to 145 psi (0 to 10 bar)



Part no.	for banjo bolt	for tube	SW	H	L3	L4	B	NW	g/piece
182-02041	G1/8	7 / 4	17	15,5	26,5	34	16	3,4	13
182-04061	G1/4	9 / 6	19	19	30	39,5	20	5,2	21
182-04091	G1/4	12 / 9	22	22	32,5	42	22	7	30
182-06091	G3/8	12 / 9	22	22	35	47	24	7	32

Screw joints with larger nominal width



Full tube through-flow

- Full flow possible because of larger nominal widths

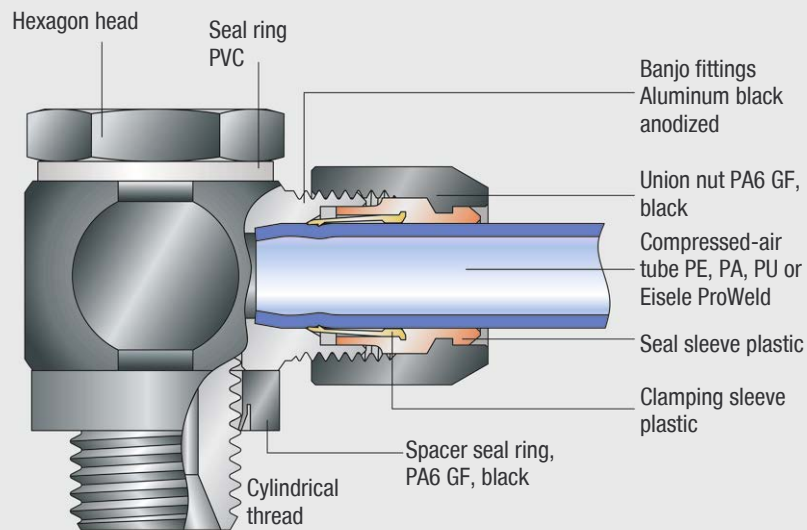
Easy and secure handling

- Simplified and safe screwed joints, can be assembled even in tight spaces

Maximum range of application

- Applies to all types of media and not only air; therefore also suitable e.g. for low pressure applications

Functional principle



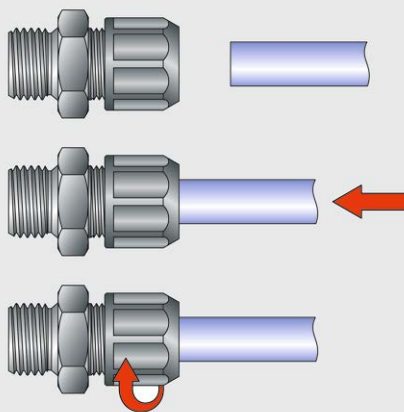
Range of application

The connection system with full through-flow and easy handling. Very quick and simplified assembly of compressed-air tubes made of PE (polyethylene), PA (polyamide), PU (polyurethane), and ProWeld.

Service conditions

- Temperature range: 14 to 158 °F (-10 to +70 °C)
- Working pressure range: 0 to 145 psi (0 to 10 bar)
- Allowable medium: Air
- Quick and simplified assembly of compressed-air tubes
- Easy assembly even of stiff compressed-air tubes
- No tools necessary but tightening of plastic union nuts possible with open-ended wrench
- Frequent assembly and disassembly possible
- Full tube through-flow
- Low weight
- Short design with VS seal rings available

Handling



1. Push tube into screw joint up to the limit stop
2. Tighten union nut by hand
3. Plastic union nuts may also be tightened with an open-ended wrench. The open-ended wrench skips on the union nut to limit torque.

Threaded connectors

starting on page 60



Straight threaded connectors

page 60



Angled threaded connectors

page 61

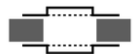


Threaded T-connectors

page 64

Plug connector

starting on page 65



Double connectors

page 65



Elbow connectors

page 65



T-connectors

page 65



Bulkhead connectors

page 66

Plug

starting on page 66



Sealing plug

page 66

Accessories

starting on page 63

Banjo fittings

page 67

Banjo bolt

page 69

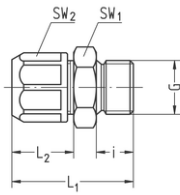
Union nut with cutting ring

page 71

Seal rings

page 72

Straight male stud coupling

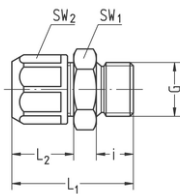


- Whitworth pipe thread
- Material Al black anodized
- Union nut plastic / brass
- Temperature range 14 to 158 °F (-10 to +70 °C)
- Working pressure range 0 to 145 psi (0 to 10 bar)

Part no.	G	for tube	SW1	SW2	i	L1	L2	NW	g/piece
528-0202	1) G1/8	OD4	14	∅9	7	21,5	10,5	2	5
528-0203	1) G1/8	OD5	14	∅10	7	22	11	3	6
528-0204	G1/8	OD6	14	14	7	25,5	14,5	4	5
528-0206	G1/8	OD8	14	16	7	26	15	5,5	5
528-0208	G1/8	OD10	15	17	7	27	16	5,5	6
528-0243	1) G1/8	OD4,3	14	∅9	7	21,5	10,5	3	5
528-0404	G1/4	OD6	17	14	9	28	14,5	4	7
528-0406	G1/4	OD8	17	16	9	28,5	15	6	7
528-0408	G1/4	OD10	17	17	9	29,5	16	8	7
528-0604	G3/8	OD6	22	14	9	29	14,5	4	12
528-0606	G3/8	OD8	22	16	9	29,5	15	6	12
528-0608	G3/8	OD10	22	17	9	30,5	16	8	12
528-0804	G1/2	OD6	27	14	11	31,5	14,5	4	18
528-0806	G1/2	OD8	27	16	11	32	15	6	19
528-0808	G1/2	OD10	27	17	11	33	16	8	19

¹ Union nuts brass black / brass

Straight male stud coupling

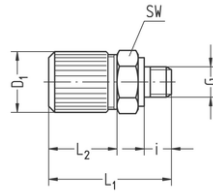


- Metric thread
- Material Al black anodized
- Union nut plastic / brass
- Temperature range 14 to 158 °F (-10 to +70 °C)
- Working pressure range 0 to 145 psi (0 to 10 bar)

Part no.	G	for tube	SW1	SW2	i	L1	L2	NW	g/piece
529-5404	M10x1	OD6	14	14	7	25,5	14,5	4	5
529-5406	M10x1	OD8	14	16	7	26	15	5,5	5
529-5408	M10x1	OD10	15	17	7	27	16	5,5	5
529-5604	M12x1,5	OD6	17	14	9	28	14,5	4	7
529-5606	M12x1,5	OD8	17	16	9	28,5	15	6	7
529-5608	M12x1,5	OD10	17	17	9	29,5	16	6,5	7
529-5804	M14x1,5	OD6	17	14	9	28	14,5	4	7
529-5806	M14x1,5	OD8	17	16	9	28,5	15	6	7
529-5808	M14x1,5	OD10	17	17	9	29,5	16	8	7

Straight male stud coupling

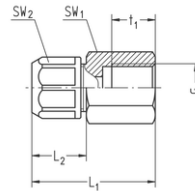
- M5 thread
- Material brass black
- Union nut brass black / brass
- Temperature range 14 to 158 °F (-10 to +70 °C)
- Working pressure range 0 to 145 psi (0 to 10 bar)



Part no.	G	for tube	SW	i	L1	L2	D1	NW	g/piece
529-5002	M5	OD4	8	4,5	18,5	10,5	9	2	5
529-5003	M5	OD5	9	4,5	20	11	10	2,2	7
529-5004	M5	OD6	10	4,5	21	12	11	2,2	8
529-5043	M5	OD4,3	8	4,5	18,5	10,5	9	2,2	5

Screw joint with female thread

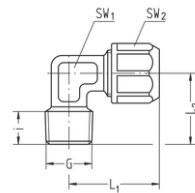
- Whitworth pipe thread
- Material Al black anodized
- Union nut plastic / brass
- Temperature range 14 to 158 °F (-10 to +70 °C)
- Working pressure range 0 to 145 psi (0 to 10 bar)



Part no.	G	for tube	SW1	SW2	L1	L2	t1	NW	g/piece
517-0104	G1/8	OD6	14	14	29	14,5	8	4	7
517-0106	G1/8	OD8	14	16	29,5	15	8	6	7
517-0108	G1/8	OD10	15	17	30,5	16	8	8	8
517-0304	G1/4	OD6	17	14	33,5	14,5	12	4	11
517-0306	G1/4	OD8	17	16	34	15	12	6	11
517-0308	G1/4	OD10	17	17	35	16	12	8	11

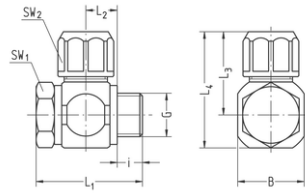
Elbow screw-in connector

- Whitworth pipe thread conical
- Material brass
- Union nut plastic / brass
- Temperature range 14 to 158 °F (-10 to +70 °C)
- Working pressure range 0 to 145 psi (0 to 10 bar)



Part no.	G	for tube	SW1	SW2	i	L1	L2	NW	g/piece
561-0204	R1/8	OD6	11	14	6,5	25	17	4	16
561-0206	R1/8	OD8	11	16	6,5	25,5	17	5,5	16
561-0208	R1/8	OD10	13	17	6,5	26,5	17	5,5	23
561-0404	R1/4	OD6	11	14	10	25	20	4	20
561-0406	R1/4	OD8	11	16	10	25,5	20	6	20
561-0408	R1/4	OD10	13	17	10	26,5	20	8	23

Single swivel screw joint | short model

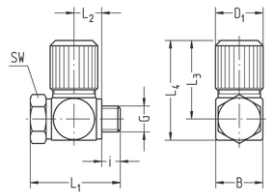


- Whitworth pipe thread
- VS seal rings
- Material Al black anodized
- Union nut plastic / brass
- Temperature range 14 to 158 °F (-10 to +70 °C)
- Working pressure range 0 to 145 psi (0 to 10 bar)

Part no.	G	for tube	SW1	SW2	i	L1	L2	L3	L4	B	NW	g/piece
534-0202K	1) G1/8	OD4	14	∅9	5,5	28,5	9,5	18,5	26,5	16	2	16
534-0203K	1) G1/8	OD5	14	∅10	5,5	28,5	9,5	19	27	16	3	16
534-0204K	G1/8	OD6	14	14	5,5	28,5	9,5	23	31	16	4	16
534-0206K	G1/8	OD8	14	16	5,5	28,5	9,5	23,5	31,5	16	4,5	16
534-0208K	G1/8	OD10	14	17	5,5	28,5	9,5	24,5	32,5	16	4,5	16
534-0243K	1) G1/8	OD4,3	14	∅9	5,5	28,5	9,5	18,5	26,5	16	3	16
534-0404K	G1/4	OD6	17	14	7,5	30,5	9,5	24,5	34,5	20	4	21
534-0406K	G1/4	OD8	17	16	7,5	30,5	9,5	25	35	20	6	22
534-0408K	G1/4	OD10	17	17	7,5	30,5	9,5	26	36	20	6,5	22
534-0604K	G3/8	OD6	22	14	7,5	31,5	9,5	26	37,5	22	4	27
534-0606K	G3/8	OD8	22	16	7,5	31,5	9,5	26,5	38	22	6	28
534-0608K	G3/8	OD10	22	17	7,5	31,5	9,5	27,5	39	22	8	28
534-0804K	G1/2	OD6	27	14	9	33,5	9,5	28,5	43	29	4	41
534-0806K	G1/2	OD8	27	16	9	33,5	9,5	29	43,5	29	6	41
534-0808K	G1/2	OD10	27	17	9	33,5	9,5	30	44,5	29	8	42

¹ Union nuts brass black / brass

Single swivel screw joint | short model

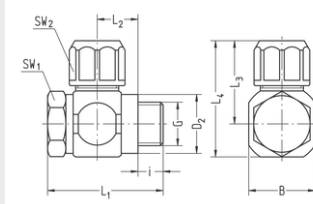


- M5 thread
- PVC seal rings
- Banjo fittings brass black
- Union nut brass black / brass
- Banjo bolt galvanized steel
- Temperature range 14 to 158 °F (-10 to +70 °C)
- Working pressure range 0 to 145 psi (0 to 10 bar)

Part no.	G	for tube	SW	i	L1	L2	L3	L4	D1	B	NW	g/piece
535-5002K	M5	OD4	8	3,5	17	5,2	14,5	18,5	9	8,5	2	9
535-5003K	M5	OD5	8	4	19	6	15,5	20	10	10	2,4	12
535-5004K	M5	OD6	8	4,5	20,5	6,5	16,5	21	11	11	2,4	12
535-5043K	M5	OD4,3	8	3,5	17	5,2	14,5	18,5	9	8,5	2,4	9

Single swivel screw joint

- Whitworth pipe thread
- Plastic seal rings
- Material Al black anodized
- Union nut plastic / brass
- Temperature range 14 to 158 °F (-10 to +70 °C)
- Working pressure range 0 to 145 psi (0 to 10 bar)

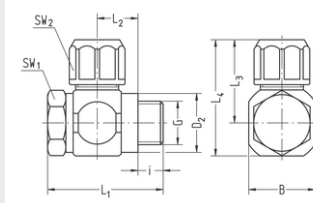


12

Part no.	G	for tube	SW1	SW2	i	L1	L2	L3	L4	B	D2	NW	g/piece
534-0204	G1/8	OD6	14	14	6	30,5	11,8	23	31	16	14,9	4	15
534-0206	G1/8	OD8	14	16	6	30,5	11,8	23,5	31,5	16	14,9	4,5	15
534-0208	G1/8	OD10	14	17	6	30,5	11,8	24,5	32,5	16	14,9	4,5	15
534-0404	G1/4	OD6	17	14	8	32,5	11,8	24,5	34,5	20	18,9	4	21
534-0406	G1/4	OD8	17	16	8	32,5	11,8	25	35	20	18,9	6	21
534-0408	G1/4	OD10	17	17	8	32,5	11,8	26	36	20	18,9	6,5	21
534-0604	G3/8	OD6	22	14	8	33,5	11,8	26	37,5	22	22,9	4	26
534-0606	G3/8	OD8	22	16	8	33,5	11,8	26,5	38	22	22,9	6	26
534-0608	G3/8	OD10	22	17	8	33,5	11,8	27,5	39	22	22,9	8	27
534-0804	G1/2	OD6	27	14	10	36	11,8	28,5	43	29	26,9	4	41
534-0806	G1/2	OD8	27	16	10	36	11,8	29	43,5	29	26,9	6	41
534-0808	G1/2	OD10	27	17	10	36	11,8	30	44,5	29	26,9	8	41

Single swivel screw joint

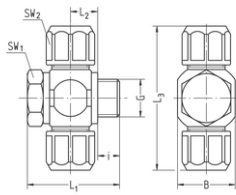
- Metric thread
- PVC seal ring
- Spacer seal ring Al / elastomer
- Material Al black anodized
- Union nut plastic / brass
- Temperature range 14 to 158 °F (-10 to +70 °C)
- Working pressure range 0 to 145 psi (0 to 10 bar)



Part no.	G	for tube	SW1	SW2	i	L1	L2	L3	L4	B	D2	NW	g/piece
535-5404	14,9 M10x1	OD6	14	14	6	30,5	11,8	23	31	16	14,9	4	15
535-5406	1) M10x1	OD8	14	16	6	30,5	11,8	23,5	31,5	16	14,9	4,5	15
535-5408	1) M10x1	OD10	14	17	6	30,5	11,8	24,5	32,5	16	14,9	4,5	15
535-5604	17,9 M12x1,5	OD6	17	14	8	32,5	11,8	24	34	20	17,9	4	21
535-5606	17,9 M12x1,5	OD8	17	16	8	32,5	11,8	24,5	34,5	20	17,9	5,5	21
535-5608	17,9 M12x1,5	OD10	17	17	8	32,5	11,8	25,5	35,5	20	17,9	5,5	21
535-5804	19,9 M14x1,5	OD6	17	14	8	32,5	11,8	25	35	20	19,9	4	21
535-5806	19,9 M14x1,5	OD8	17	16	8	32,5	11,8	25,5	35,5	20	19,9	6	22
535-5808	19,9 M14x1,5	OD10	17	17	8	32,5	11,8	26,5	36,5	20	19,9	6,5	22

¹⁾ Spacer ring PA6 GF, black

Double swivel screw joint | short model

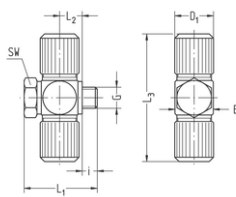


- Whitworth pipe thread
- VS seal rings
- Material Al black anodized
- Union nuts plastic / brass
- Temperature range 14 to 158 °F (-10 to +70 °C)
- Working pressure range 0 to 145 psi (0 to 10 bar)

Part no.	G	for tube	SW1	SW2	i	L1	L2	L3	B	NW	g/piece
538-0202K	1) G1/8	OD4	14	ø9	5,5	28,5	9,5	37	16	2	18
538-0203K	1) G1/8	OD5	14	ø10	5,5	28,5	9,5	38	16	3	20
538-0204K	G1/8	OD6	14	14	5,5	28,5	9,5	46	16	4	18
538-0206K	G1/8	OD8	14	16	5,5	28,5	9,5	47	16	4,5	19
538-0208K	G1/8	OD10	14	17	5,5	28,5	9,5	49	16	4,5	19
538-0243K	1) G1/8	OD4,3	14	ø9	5,5	28,5	9,5	37	16	3	18
538-0404K	G1/4	OD6	17	14	7,5	30,5	9,5	49	20	4	23
538-0406K	G1/4	OD8	17	16	7,5	30,5	9,5	50	20	6	24
538-0408K	G1/4	OD10	17	17	7,5	30,5	9,5	52	20	6,5	24

¹ Union nuts brass black / brass

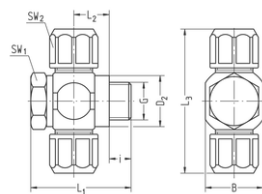
Double swivel screw joint | short model



- M5 thread
- PVC seal rings
- Banjo fittings brass black
- Union nuts brass black / brass
- Banjo bolt galvanized steel
- Temperature range 14 to 158 °F (-10 to +70 °C)
- Working pressure range 0 to 145 psi (0 to 10 bar)

Part no.	G	for tube	SW	i	L1	L2	L3	D1	B	NW	g/piece
539-5002K	M5	OD4	8	3,5	17	5,2	29	9	8,5	2	12
539-5003K	M5	OD5	8	4	19	6	31	10	10	2,4	15
539-5004K	M5	OD6	8	4,5	20,5	6,5	33	11	11	2,4	19
539-5043K	M5	OD4,3	8	3,5	17	5,2	29	9	8,5	2,4	11

Double swivel screw joint

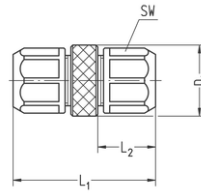


- Whitworth pipe thread
- Plastic seal rings
- Material Al black anodized
- Union nuts plastic / brass
- Temperature range 14 to 158 °F (-10 to +70 °C)
- Working pressure range 0 to 145 psi (0 to 10 bar)

Part no.	G	for tube	SW1	SW2	i	L1	L2	L3	B	D2	NW	g/piece
538-0204	G1/8	OD6	14	14	6	30,5	11,8	46	16	14,9	4	17
538-0206	G1/8	OD8	14	16	6	30,5	11,8	47	16	14,9	4,5	17
538-0208	G1/8	OD10	14	17	6	30,5	11,8	49	16	14,9	4,5	18
538-0404	G1/4	OD6	17	14	8	32,5	11,8	49	20	18,9	4	22
538-0406	G1/4	OD8	17	16	8	32,5	11,8	50	20	18,9	6	23
538-0408	G1/4	OD10	17	17	8	32,5	11,8	52	20	18,9	6,5	23

Double screw joint

- Material Al black anodized
- Union nuts plastic / brass
- Temperature range 14 to 158 °F (-10 to +70 °C)
- Working pressure range 0 to 145 psi (0 to 10 bar)

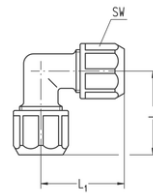


Part no.		for tube	SW	L1	L2	D1	NW	g/piece
533-0202	1)	OD4	ø9	27	10,5	11	2	11
533-0303	1)	OD5	ø10	28	11	12	3	13
533-0404		OD6	14	36	14,5	15	4	8
533-0606		OD8	16	37	15	17	6	10
533-0808		OD10	17	39	16	19	8	11
533-4343	1)	OD4,3	ø9	27	10,5	11	3	10

¹ Material brass black, union nuts brass black / brass

Elbow connector

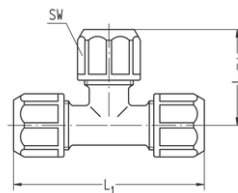
- Material Al black anodized
- Union nuts plastic / brass
- Temperature range 14 to 158 °F (-10 to +70 °C)
- Working pressure range 0 to 145 psi (0 to 10 bar)



Part no.		for tube	SW	L1	L2	NW	g/piece
577-0400		OD6	14	25	25	4	8
577-0600		OD8	16	25,5	25,5	6	9
577-0800		OD10	17	26,5	26,5	8	10

T-connector

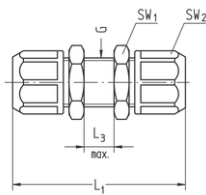
- Material Al black anodized
- Union nuts plastic / brass
- Temperature range 14 to 158 °F (-10 to +70 °C)
- Working pressure range 0 to 145 psi (0 to 10 bar)



Part no.		for tube	SW	L1	L2	NW	g/piece
578-0200	1)	OD4	ø9	31	15,5	2	16
578-0300	1)	OD5	ø10	32	16	3	18
578-0400		OD6	14	50	25	4	10
578-0600		OD8	16	51	25,5	6	13
578-0800		OD10	17	53	26,5	8	14
578-4300	1)	OD4,3	ø9	31	15,5	3	15

¹ Material brass black, union nuts brass black / brass

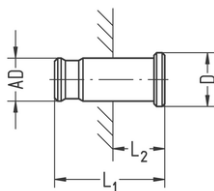
Bulkhead screw joint



- Material Al black anodized
- Union nuts plastic / brass
- Temperature range 14 to 158 °F (-10 to +70 °C)
- Working pressure range 0 to 145 psi (0 to 10 bar)

Part no.	for tube	G	SW1	SW2	L1	L3 max.	NW	g/piece
580-0404	OD6	M11x1	14	14	45	7	4	10
580-0606	OD8	M13x1	17	16	46	7	6	12
580-0808	OD10	M15x1	19	17	48	7	8	14

Closure plug

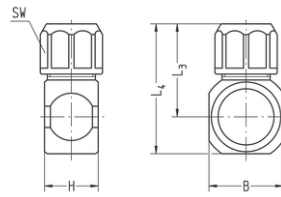


- Material brass nickel-plated
- Temperature range 14 to 158 °F (-10 to +70 °C)
- Working pressure range 0 to 145 psi (0 to 10 bar)
- Fits all screw joints from Program 12 in the respective size

Part no.	plug AD	L1	L2	D	g/piece
523-0400	6	20	5	8	5
523-0600	8	20,5	5	10	9
523-0800	10	21	5	12	14

Single banjo

- For banjo bolt with Whitworth pipe thread
- Material Al black anodized
- Union nut plastic / brass
- Temperature range 14 to 158 °F (-10 to +70 °C)
- Working pressure range 0 to 145 psi (0 to 10 bar)

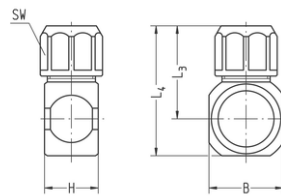


Part no.		for banjo bolt	for tube	H	L3	L4	B	NW	g/piece
534-02021	1)	G1/8	OD4	14,5	18,5	26,5	16	2	9
534-02031	1)	G1/8	OD5	14,5	19	27	16	3	9
534-02041		G1/8	OD6	14,5	23	31	16	4	9
534-02061		G1/8	OD8	14,5	23,5	31,5	16	6	9
534-02081		G1/8	OD10	14,5	24,5	32,5	16	6,5	9
534-02431	1)	G1/8	OD4,3	14,5	18,5	26,5	16	3	9
534-04041		G1/4	OD6	14,5	24,5	34,5	20	4	11
534-04061		G1/4	OD8	14,5	25	35	20	6	11
534-04081		G1/4	OD10	14,5	26	36	20	8	11
534-06041		G3/8	OD6	14,5	26	37,5	22	4	11
534-06061		G3/8	OD8	14,5	26,5	38	22	6	11
534-06081		G3/8	OD10	14,5	27,5	39	22	8	12
534-08041		G1/2	OD6	14,5	28,5	43	29	4	16
534-08061		G1/2	OD8	14,5	29	43,5	29	6	16
534-08081		G1/2	OD10	14,5	30	44,5	29	8	16

¹ Union nuts brass black / brass

Single banjo

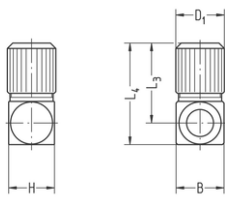
- For banjo bolt with Whitworth pipe thread
- Material Al black anodized
- Union nut plastic / brass
- Temperature range 14 to 158 °F (-10 to +70 °C)
- Working pressure range 0 to 145 psi (0 to 10 bar)



Part no.		for banjo bolt M	for tube	H	L3	L4	B	NW	g/piece
534-02021	1)	M10x1	OD4	14,5	18,5	26,5	16	2	9
534-02031	1)	M10x1	OD5	14,5	19	27	16	3	9
534-02041		M10x1	OD6	14,5	23	31	16	4	9
534-02061		M10x1	OD8	14,5	23,5	31,5	16	6	9
534-02081		M10x1	OD10	14,5	24,5	32,5	16	6,5	9
534-02431	1)	M10x1	OD4,3	14,5	18,5	26,5	16	3	9
535-56041		M12x1,5	OD6	14,5	24	34	20	4	12
535-56061		M12x1,5	OD8	14,5	24,5	34,5	20	6	12
535-56081		M12x1,5	OD10	14,5	25,5	35,5	20	6,5	12
535-58041		M14x1,5	OD6	14,5	25	35	20	4	10
535-58061		M14x1,5	OD8	14,5	25,5	35,5	20	6	11
535-58081		M14x1,5	OD10	14,5	26,5	36,5	20	8	11

¹ Union nuts brass black / brass

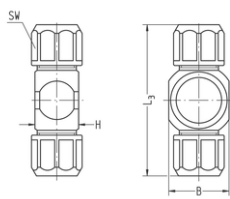
Single banjo



- For banjo bolt with thread M5
- Material brass black
- Union nut brass black / brass
- Temperature range 14 to 158 °F (-10 to +70 °C)
- Working pressure range 0 to 145 psi (0 to 10 bar)

Part no.	for banjo bolt	for tube	H	L3	L4	D1	B	NW	g/piece
535-50021	M5	OD4	8,5	14,5	18,5	9	8,5	2	6
535-50031	M5	OD5	10	15,5	20	10	10	3	9
535-50041	M5	OD6	11	16,5	21	11	11	3	11
535-50431	M5	OD4,3	8,5	14,5	18,5	9	8,5	3	6
535-50021-1	M5 (for throttle)	OD4	8,5	14,5	18,5	9	8,5	1,8	6
535-50031-1	M5 (for throttle)	OD5	10	15,5	20	10	10	1,8	8
535-50041-1	M5 (for throttle)	OD6	11	16,5	21	11	11	1,8	11
535-50431-1	M5 (for throttle)	OD4,3	8,5	14,5	18,5	9	8,5	1,8	5

Double banjo

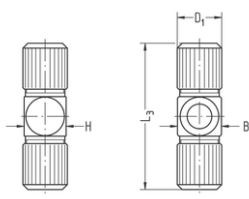


- For banjo bolt with Whitworth pipe thread
- Material Al black anodized
- Union nuts plastic / brass
- Temperature range 14 to 158 °F (-10 to +70 °C)
- Working pressure range 0 to 145 psi (0 to 10 bar)

Part no.	for banjo bolt	for tube	SW	H	L3	B	NW	g/piece
538-02021 1)	G1/8	OD4	ø9	14,5	37	16	2	11
538-02031 1)	G1/8	OD5	ø10	14,5	38	16	3	13
538-02041	G1/8	OD6	14	14,5	46	16	4	11
538-02061	G1/8	OD8	16	14,5	47	16	6	12
538-02081	G1/8	OD10	17	14,5	49	16	6,5	12
538-02431 1)	G1/8	OD4,3	ø9	14,5	37	16	3	11
538-04041	G1/4	OD6	14	14,5	49	20	4	13
538-04061	G1/4	OD8	16	14,5	50	20	6	14
538-04081	G1/4	OD10	17	14,5	52	20	8	14

¹ Union nuts brass black / brass

Double banjo

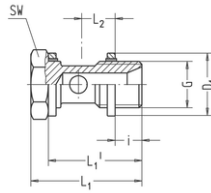


- For banjo bolt with thread M5
- Material brass black
- Union nuts brass black / brass
- Temperature range 14 to 158 °F (-10 to +70 °C)
- Working pressure range 0 to 145 psi (0 to 10 bar)

Part no.	for banjo bolt	for tube	H	L3	D1	B	NW	g/piece
539-50021	M5	OD4	8,5	29	9	8,5	2	9
539-50031	M5	OD5	10	31	10	10	3	12
539-50041	M5	OD6	11	33	11	11	3	16
539-50431	M5	OD4,3	8,5	29	9	8,5	3	9

Banjo bolt | short model

- For 1 banjo fitting
- Whitworth pipe thread
- VS seal rings
- Material Al black anodized
- Temperature range -4 to 158 °F (-20 to +70 °C)
- Working pressure range -14 to 217 psi (-0,95 to 15 bar)
- Fits banjo fitting with H = 14.5

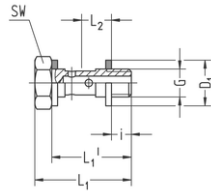


Part no.	G	SW	i	L1	L1'	L2	D1	NW	g/piece
534-0200K	G1/8	14	5,5	28,5	24,5	9,5	14,7	4,5	7
534-0400K	G1/4	17	7,5	30,5	26,5	9,5	17,7	6,5	10
534-0600K	G3/8	22	7,5	31,5	26,5	9,5	21,8	9	17
534-0800K	G1/2	27	9	33,5	28	9,5	26,3	11,5	25

12

Banjo bolt, short model

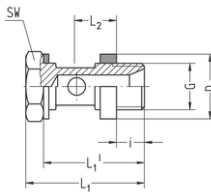
- For 1 banjo fitting
- M5 thread
- PVC seal rings
- Material galvanized steel
- Temperature range 14 to 158 °F (-10 to +70 °C)
- Working pressure range -14 to 217 psi (-0.95 to 15 bar)



Part no.	G	fits banjo with H	SW	i	L1	L1'	L2	D1	NW	g/piece
35-5010K	M5	10	8	4	19	16	6	7,5	2,4	3
35-5000K	M5	8,5 and 9	8	3,5 (3)	17	14	5,2 (5,5)	7,5	2,4	3
635-5000K	M5	11	8	4,5	20,5	17,5	6,5	7,5	2,4	3

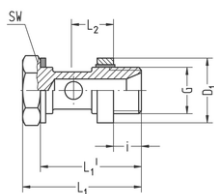
Banjo bolt

- For 1 banjo fitting
- Whitworth pipe thread
- Plastic seal rings
- Material Al black anodized
- Temperature range 14 to 158 °F (-10 to +70 °C)
- Working pressure range -14 to 217 psi (-0,95 to 15 bar)
- Fits banjo fitting with H = 14.5



Part no.	G	SW	i	L1	L1'	L2	D1	NW	g/piece
534-0200	G1/8	14	6	30,5	26,5	11,8	14,9	4,5	6
534-0400	G1/4	17	8	32,5	28,5	11,8	18,9	6,5	10
534-0600	G3/8	22	8	33,5	28,5	11,8	22,9	9	16
534-0800	G1/2	27	10	36	30,5	11,8	26,9	11,5	25

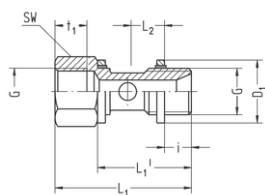
Banjo bolt



- For 1 banjo fitting
- Metric thread
- PVC seal ring
- Spacer seal ring Al / elastomer
- Material Al black anodized
- Temperature range 14 to 158 °F (-10 to +70 °C)
- Working pressure range -14 to 217 psi (-0.95 to 15 bar)
- Fits banjo with H = 14.5

Part no.	G	SW	i	L1	L1'	L2	D1	NW	g/piece
535-5400	M10x1	14	6	30,5	26,5	11,8	14,9	4,5	6
535-5600	M12x1,5	17	8	32,5	28,5	11,8	17,9	5,5	9
535-5800	M14x1,5	17	8	32,5	28,5	11,8	19,9	6,5	11

Banjo bolt with female thread | short model



- For 1 banjo fitting
- Whitworth pipe thread
- VS seal rings
- Material brass
- Temperature range -4 to 158 °F (-20 to +70 °C)
- Working pressure range -14 to 217 psi (-0.95 to 15 bar)
- Fits banjo fitting with H = 14.5

Part no.	G	SW	i	L1	L1'	L2	D1	t1	NW	g/piece
548-0200K	G1/8	14	5,5	34	24,5	9,5	14,7	6,5	5,2	18
548-0400K	G1/4	17	7,5	38,5	26,5	9,5	17,7	9	7,2	29
548-0600K	G3/8	22	7,5	39,5	26,5	9,5	21,8	9	9,2	48
548-0800K	G1/2	27	9	44	28	9,5	26,3	11	11,8	77

Union nut with cutting ring

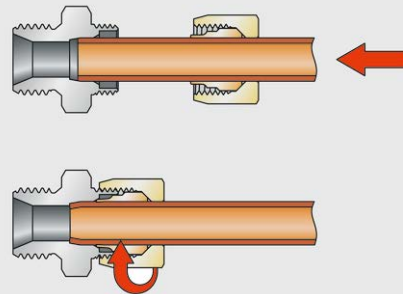
- For screwing of metal tubes
- Replaces regular union nut
- Material brass zinc-plated/brass
- Temperature range -4 to 248 °F (-20 to +120 °C)
- Working pressure range -14 to 217 psi (-0.95 to 15 bar)



Part no.	G	for pipe AD	SW	L1	recommended torque max. (Ncm)	g/piece
534-8104SM	M11x1	6	14	11,5	1000	11
534-8306SM	M13x1	8	15	12	1300	12
534-8508SM	M15x1	10	17	13	1800	15

Handling

- Remove normal union nut
- Push union nut and cutting ring over pipe, push pipe into screw joint up to the limit stop
- Tighten union nut and during tightening note that pipe remains pushed into the screwed joint up to the limit stop



Application

- In case of thermal load
- In case of mechanical stress

Service conditions

Working pressure range: 0 to 217 psi (0 to 15 bar)
 Allowable medium: Air
 Temperature range: -4 to 248 °F (-20 to +120°C)

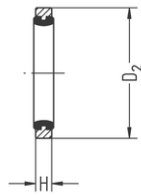
Screwing of metal pipes

If the normal union nut for tube outside \varnothing 6, 8 and 10 mm is replaced by a hex union nut with cutting ring, metal pipes, preferably copper pipes, may be screwed together instead of compressed-air tubes.

Advantages

Within a screw joint system both compressed-air tubes and metal pipes may be screwed together.

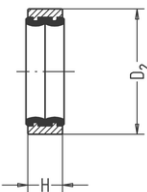
VS seal ring



- For Whitworth pipe thread
- Spacer ring elastomer
- Spacer ring brass nickel-plated
- Large torque possible
- Undetachable
- Temperature range -40 to 248 °F (-40 to +120 °C)
- Working pressure range -14 to 435 psi (-0.95 to 30 bar)

Part no.	for thread	D2	H	g/piece
515-0122	G1/8 and M10x1	14,7	2,2	1,02
515-0322	G1/4	17,7	2,2	1,23
515-0522	G3/8	21,8	2,2	1,56
515-0722	G1/2	26,3	2,2	2,04

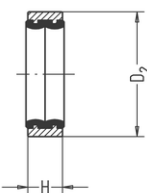
VS spacer seal ring



- For Whitworth pipe thread and M10x1
- Spacer ring elastomer
- Spacer ring brass nickel-plated
- Undetachable
- Temperature range -40 to 248 °F (-40 to +120 °C)
- Working pressure range -14 to 435 psi (-0.95 to 30 bar)

Part no.	for thread	D2	H	g/piece
515-0150MS	G1/8 and M10x1	14,7	4,5	2,0
515-0350MS	G1/4	17,7	4,5	2,5
515-0550MS	G3/8	21,8	4,5	3,0
515-0750MS	G1/2	26,3	4,5	4,0

VS spacer seal ring

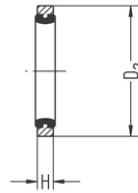


- For Whitworth pipe thread and M10x1
- Spacer ring elastomer
- Spacer ring Al color natural anodized
- Undetachable
- Temperature range -40 to 248 °F (-40 to +120 °C)
- Working pressure range -14 to 435 psi (-0.95 to 30 bar)

Part no.	for thread	D2	H	g/piece
515-0150AL	G1/8 and M10x1	14,7	4,5	1,0
515-0350AL	G1/4	17,7	4,5	1,5
515-0550AL	G3/8	21,8	4,5	2,0
515-0750AL	G1/2	26,3	4,5	2,0

VS seal ring

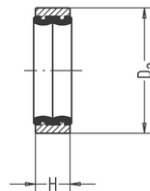
- For metric thread
- Spacer ring elastomer
- Spacer ring brass nickel-plated
- Large torque possible
- Undetachable
- Temperature range -40 to 248 °F (-40 to +120 °C)
- Working pressure range -14 to 435 psi (-0.95 to 30 bar)



Part no.	for thread	D2	H	g/piece
514-5522	M12x1,5	17,9	2,2	1,31
514-5722	M14x1,5	19,9	2,2	1,42

VS spacer seal ring

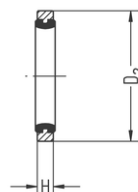
- For metric thread
- Spacer ring elastomer
- Spacer ring Al color natural anodized
- Undetachable
- Temperature range -40 to 248 °F (-40 to +120 °C)
- Working pressure range -14 to 435 psi (-0.95 to 30 bar)



Part no.	for thread	D2	H	g/piece
514-5550AL	M12x1,5	17,9	4,5	1,31
514-5750AL	M14x1,5	19,9	4,5	1,42
514-6150AL	M18x1,5	23,9	4,5	1,67
514-6550AL	M22x1,5	27,9	4,5	1,91

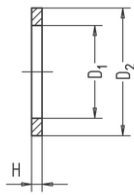
VS seal ring

- For whitworth pipe thread, metric threads
- Sealing material FPM, FDA compliant according to 21 CFR 177.2600
- Spacer ring AISI 316L (1.4404)
- Large torque possible
- Undetachable
- Temperature range -4 to 356 °F (-20 to +180 °C)
- Working pressure range -14 to 435 psi (-0.95 to 30 bar)



Part no.	for thread	D2	H	g/piece
915-0122	G1/8 and M10x1	14,7	2,2	1
915-0322	G1/4	17,7	2,2	1
915-0522	G3/8	21,8	2,2	1,56
915-0722	G1/2	26,3	2,2	2,04

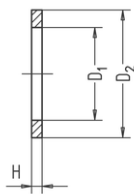
Seal ring



- For Whitworth pipe thread and metric thread
- Material aluminum
- Temperature range -4 to 212 °F (-20 to +100 °C)
- Working pressure range -14 to 217 psi (-0,95 to 15 bar)

Part no.	for thread	D1	D2	H	g/piece
14-45AL	M6	6	9	1	0,07
14-49AL	M5	5	7,6	1	0,06
14-55AL	M12x1,5	12,2	16	1,5	0,29
14-57AL	M14x1,5	14,1	18,2	1,5	0,39
14-5720AL	M14x1,5	14,1	18,2	2	0,49
14-61AL	M18x1,5	18,2	22	1,5	0,42
14-6120AL	M18x1,5	18,2	22	2	0,50
14-65AL	M22x1,5	22,2	27	1,5	0,64
14-6520AL	M22x1,5	22,2	27	2	0,88
15-01AL	G1/8 and M10x1	10,2	14	1,5	0,25
15-0120AL	G1/8 and M10x1	10,2	14	2	0,31
15-03AL	G1/4	13,2	18,2	1,5	0,45
15-0320AL	G1/4	13,2	18,2	2	0,58
15-05AL	G3/8	17,1	22	1,5	0,56
15-0520AL	G3/8	17,1	22	2	0,71
15-07AL	G1/2	21,2	26	1,5	0,60
15-0720AL	G1/2	21,2	26	2	0,86
15-1120AL	G1	33	39	2	2

seal ring

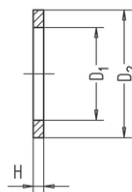


- For Whitworth pipe thread and metric thread
- Material PVC
- Temperature range 14 to 158 °F (-10 to +70 °C)
- Working pressure range -14 to 217 psi (-0.95 to 15 bar)

Part no.	for thread	D1	D2	H	g/piece
14-41PVC	M3	3	5	0,8	0,01
14-49PVC	M5	5	7,6	1	0,03
14-55PVC	M12x1,5	12	16	1,5	0,07
14-57PVC	M14x1,5	14,1	18,2	1,5	0,22
14-61PVC	M18x1,5	18	22	1,5	0,1
14-65PVC	M22x1,5	22,2	27	1,5	0,38
15-01PVC	G1/8 and M10x1	10,2	14	1,5	0,14
15-0120PVC	G1/8 and M10x1	10,2	14	2	0,20
15-03PVC	G1/4	13,2	18,2	1,5	0,24
15-0320PVC	G1/4	13,2	18,2	2	0,35
15-05PVC	G3/8	17,1	22	1,5	0,31
15-0520PVC	G3/8	17,1	22	2	0,41
15-07PVC	G1/2	21,2	26	1,5	0,34
15-0720PVC	G1/2	21,2	26	2	0,50
15-0920PVC	G3/4	26,6	33	2	0,82
15-1120PVC	G1	33,4	39	2	0,91

Seal ring

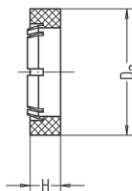
- For metric threads
- Material PA
- Temperature range 14 to 140 °F (-10 to +60 °C)
- Working pressure range 0 to 217 psi (0 to 15 bar)



Part no.	for thread	D1	D2	H	g/piece
14-49PA	M5	5	7,6	1	0,06


Spacer seal ring

- For Whitworth pipe thread
- Material PA6 GF, black
- Undetachable
- Temperature range 14 to 158 °F (-10 to +70 °C)
- Working pressure range -14 to 217 psi (-0,95 to 15 bar)



Part no.	for thread	D2	H	g/piece
534-015010	G1/8 and M10x1	14,9	4,5	0,54
534-035010	G1/4	18,9	4,5	0,81
534-055010	G3/8	22,9	4,5	1,13
534-075010	G1/2	26,9	4,5	1,21

Plug connectors with release sleeve and 1 seal



Different types of force-fitting available

- Assembly cost savings through the use of force-fitting connectors

Sophisticated technology for all applications.

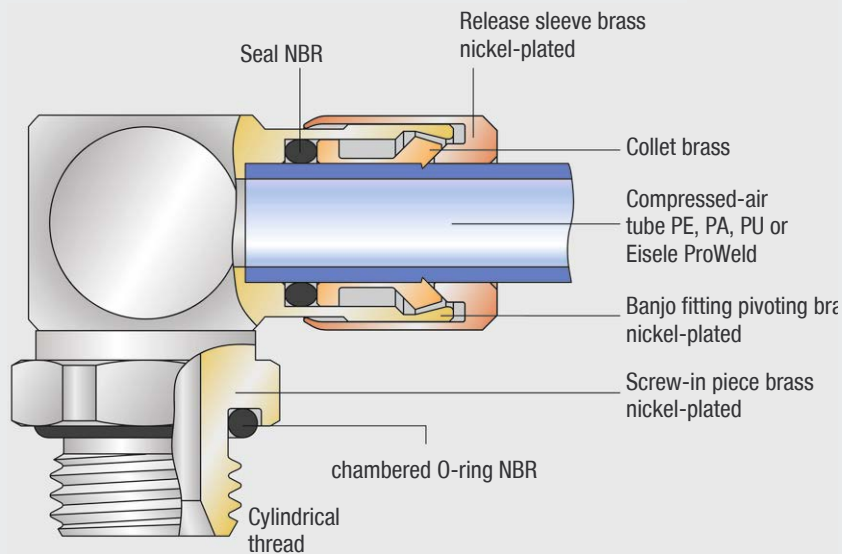
- Easy assembly and disassembly through release sleeves, even if used several times
- Full tube through-flow

Dirt without a chance

- Release sleeve prevents dirt entering
- The release sleeve can be operated easily even if soiled

Also suitable for vacuum applications.

Functional principle



The collet guarantees the secure clamp of the plugged in tube. The external release sleeve protects the connector of dirt and makes it possible to release the tube without any tools. Simple assembly and operation.

Range of application

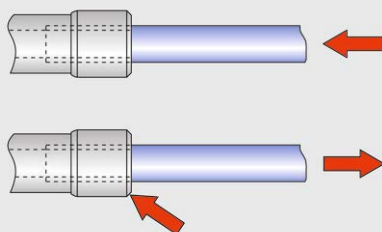
The connection system with special technology that leaves nothing to be desired. Sophisticated technology for all applications. Very quick and secure assembly and disassembly of compressed-air tubes made of PE (polyethylene), PA (polyamide), PU (polyurethane), and ProWeld (PUR) in pneumatic systems.

Service conditions

- Temperature range: -4 to 140 °F (-20 to +80 °C)
- Working pressure range: -14 to 232 psi (-0.95 to 16 bar)
- Allowable medium: Air
- Very quick assembly and disassembly of compressed-air tubes
- No tools necessary
- Frequent assembly and disassembly possible
- Full tube through-flow
- All male stud couplings sealed with chambered O-ring
- Very small connector sets even if conical threads are not used
- Casing made of brass, nickel-plated
- Suitable for vacuum

Data provided depend on used tubes.

Handling







Assembly: Push tube into the connector up to the limit stop

Disassembly: Press release ring, pull out tube

Threaded connectors

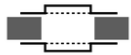
starting on page 81









	Straight threaded connectors	page 81
	Angled threaded connectors	page 87
	Threaded T-connectors	page 98
	Threaded L-connectors	page 102

Plug connector

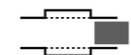
starting on page 102








	Double connectors	page 102
	Elbow connectors	page 103
	T-connectors	page 103
	Cross connectors	page 104
	Y-connectors	page 104
	Bulkhead connectors	page 105

Plug

starting on page 106



	Reducing plug	page 106
	Elbow plug	page 106
	Y-plug	page 107
	Double plug	page 108
	Sealing plug	page 108

Force-fitting connector

starting on page 109



Straight force-fitting connector

page 109



Angled force-fitting connector

page 110

Ring connectors

starting on page 111

Ring connectors, single

page 111

Ring connectors, double

page 112

Accessories

starting on page 113

Banjo bolt

page 113

Code sleeves

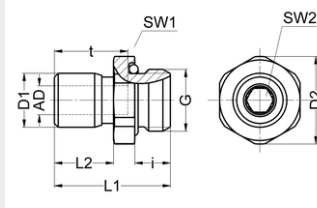
page 115

Pressure indicator

page 115

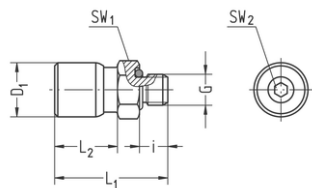
Screw-in connector

- Material: brass nickel-plated
- Whitworth pipe thread
- Chambered O-ring
- Sealing NBR
- Temperature range: -20 to +80 °C (-4 to 176 °F)
- Working pressure range: -0.95 to 16 bar (-14 to 232 psi)
- Suitable for compressed air, vacuum



Part no.	G	for tube	SW1	SW2	i	L1	L2	D1	D2	NW	g/piece
628-0201	G1/8	OD2	13	-	5,5	17,5	8	5,9	14,2	1,4	8
628-0218	G1/8	OD3	13	2,5	5,5	18,5	9	6,8	14,2	2,6	10
628-0202	G1/8	OD4 (5/32")	13	3	5,5	19,5	10	8,6	14,2	3,1	9
628-0203	G1/8	OD5	13	4	5,5	21	11,5	10,4	14,2	4,2	15
628-0204	G1/8	OD6	13	5	5,5	22	12,5	11,4	14,2	5,2	16
628-0263	G1/8	OD 1/4" (6,3)	13	5	5,5	22	12,5	11,75	14,2	5,2	17
628-0206	G1/8	OD8 (5/16")	14	5	5,5	27	17,5	14,6	15,2	5,2	29
628-0243	G1/8	OD4,3	13	3	5,5	19,5	10	8,9	14,2	3,1	9
628-0208	G1/8	OD10	15	5	5,5	30,5	19,5	16,6	16,5	5,2	21
628-0402	G1/4	OD4 (5/32")	17	3	7,5	22	10	8,6	18,5	3,1	21
628-0403	G1/4	OD5	17	4	7,5	23,5	11,5	10,4	18,5	4,2	18
628-0404	G1/4	OD6	17	5	7,5	24,5	12,5	11,4	18,5	5,2	25
628-0463	G1/4	OD 1/4" (6,3)	17	5	7,5	24,5	12,5	11,8	18,5	5,2	18
628-0406	G1/4	OD8 (5/16")	17	6	7,5	27,5	15,5	14,6	18,5	6,3	22
628-0495	G1/4	OD 3/8" (9,5)	17	8	7,5	31,5	19,5	16,1	18,5	8,4	23
628-0408	G1/4	OD10	17	8	7,5	32,5	20,5	16,6	18,5	8,4	25
628-0409	G1/4	OD12	20	8	7,5	37	23	19,9	21,8	8,4	38
628-0411	G1/4	OD14	20	8	7,5	40	26	21,9	21,8	8,4	42
628-0443	G1/4	OD4,3	17	3	7,5	22	10	8,9	18,5	3,1	17
628-0604	G3/8	OD6	20	5	7,5	25,5	12,5	11,4	21,8	5,2	29
628-0606	G3/8	OD8 (5/16")	20	6	7,5	28,5	15,5	14,6	21,8	6,3	32
628-0695	G3/8	OD 3/8" (9,5)	20	8	7,5	30,5	17,5	16,1	21,8	8	35
628-0608	G3/8	OD10	20	8	7,5	30,5	17,5	16,6	21,8	8,4	32
628-0609	G3/8	OD12	20	9	7,5	32,5	19,5	19,9	21,8	9,4	35
628-0627	G3/8	OD 1/2" (12,7)	20	9	7,5	32,5	19,5	20,6	21,8	9	24
628-0611	G3/8	OD14	22	10	7,5	40	24,5	21,9	23,8	10,5	50
628-0612	G3/8	OD16	24	10	7,5	43	27,5	24,9	26,2	10,5	60
628-0804	G1/2	OD6	24	5	9,5	28	12,5	11,4	26,2	5,2	49
628-0806	G1/2	OD8 (5/16")	24	6	9,5	31	15,5	14,6	26,2	6,3	52
628-0808	G1/2	OD10	24	8	9,5	33	17,5	16,6	26,2	8,4	52
628-0895	G1/2	OD 3/8" (9,5)	24	8	9,5	33	17,5	16,1	26,2	8	55
628-0809	G1/2	OD12	24	9	9,5	35	19,5	19,9	26,2	9,4	54
628-0827	G1/2	OD 1/2" (12,7)	24	9	9,5	36	20,5	20,6	26,2	9	32
628-0811	G1/2	OD14	24	10	9,5	36,5	21	21,9	26,2	10,5	54
628-0812	G1/2	OD16	24	12	9,5	43,5	27,5	24,9	26,2	12,6	66
628-0815	G1/2	OD20	30	12	9,5	59,2	38,7	30,5	33,5	12,6	133
628-1015	G3/4	OD20	32	14	10,5	60,2	38,7	30,5	34,8	14,7	156
628-1215	G1	OD20	41	17	12,5	59	39,1	30,5	44,7	17,5	232

Screw-in connector

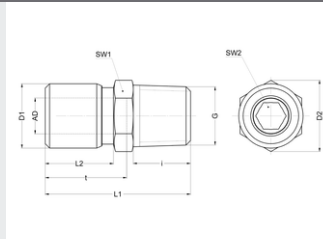


- Material brass nickel-plated
- Metric thread
- Chambered O-ring
- Sealing NBR
- Temperature range: -20 to +80 °C (-4 to 176 °F)
- Working pressure range: -0.95 to 16 bar (-14 to 232 psi)

Part no.	G	for tube	SW1	SW2	i	L1	L2	D1	NW	g/piece
629-5001	M5	OD2	8	-	4,5	16	8	5,9	1,4	3
629-5018	M5	OD3	8	2	4,5	17	9	6,8	2,1	3
629-5002	M5	OD4 (5/32")	8	2	4,5	19,1	11,1	8,6	2,1	4
629-5043	M5	OD4,3	8	2	4,5	19	11	8,9	2,1	4
629-5003	M5	OD5	10	2	4,5	21	12	10,4	2,1	7
629-5004	M5	OD6	10	2	4,5	23	13,5	11,4	2,1	8
629-5063	M5	OD 1/4" (6,3)	11	2	4,5	23	13,5	11,8	2,1	9
629-5006	M5	OD8 (5/16")	13	2	4,5	26	16	14,6	2,1	15
629-4604	M6	OD6	10	3	5	22,5	12,5	11,4	3,2	8
629-4804	M7	OD6	10	4	5	22,5	13,5	11,4	4,2	8
629-4863	M7	OD 1/4" (6,3)	11	4	5	22,5	13,5	11,8	4,2	9
629-4806	M7	OD8 (5/16")	13	4	5	26	16	14,6	4,2	14
629-6006	M16x1,5	OD8 (5/16")	20	6	7,5	28,5	15,5	14,6	6,3	32
629-6008	M16x1,5	OD10	20	8	7,5	30,5	17,5	16,6	8,4	31

Screw-in connector | NPT-thread

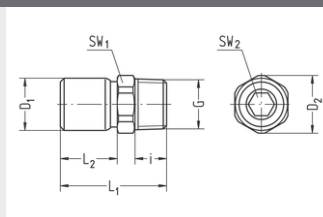
- NPT thread, conical
- Sealing NBR
- Tapered thread
- Material brass nickel-plated
- Optimum through flow
- Temperature range 5 to 176 °F (-15 to +80 °C)
- Working pressure range -14 to 232 psi (-0.95 to 16 bar)



Part no.	G	for tube	SW1	SW2	i	L1	L2	D1	D2	t	NW	g/piece
630-0202BG	NPT1/8	OD4 (5/32")	11	3	10	24	10	8,6	12,7	12,7	3	10
630-0204BG	NPT1/8	OD6	11	4	10	26,5	12,5	11,4	12,7	15,5	4	17
630-0263BG	NPT1/8	OD 1/4" (6,3)	11	4	10	26,5	12,5	11,8	12,7	15,5	4,2	12
630-0206BG	NPT1/8	OD8 (5/16")	14	6	10	30,5	15,5	14,6	16,2	18,5	6,3	18
630-0404BG	NPT1/4	OD6	14	4	13	30	12,5	11,4	16,2	15,5	4,2	22
630-0463BG	NPT1/4	OD 1/4" (6,3)	14	4	13	31	13,5	11,8	16,2	15,5	4,2	23
630-0406BG	NPT1/4	OD8 (5/16")	14	6	13	33	15,5	14,6	16,2	18,5	6,3	25
630-0495BG	NPT1/4	OD 3/8" (9,5)	15	8	13	35	17,5	16,1	17,3	21,3	8,5	25
630-0408BG	NPT1/4	OD10	17	8	13	35,5	17,5	16,6	19,6	21,3	8,5	28
630-0409BG	NPT1/4	OD12	19	8	13	41	22	19,9	21,9	26	8,5	66
630-0427BG	NPT1/4	OD 1/2" (12,7)	19	8	13	42	23	20,6	21,9	26,8	8,5	42
630-0663BG	NPT3/8	OD 1/4" (6,3)	17	4	13	32	13,5	11,8	19,6	15,5	4,2	34
630-0695BG	NPT3/8	OD 3/8" (9,5)	17	8	13	36	17,5	16,1	19,6	21,3	8,5	36
630-0608BG	NPT3/8	OD10	17	8	13	36	17,5	16,6	19,6	21,3	8,5	36
630-0609BG	NPT3/8	OD12	19	10	13	38,5	19,5	19,9	21,9	26	10,5	42
630-0627BG	NPT3/8	OD 1/2" (12,7)	19	10	13	39	20	20,6	21,9	26,8	10,5	42
630-0611BG	NPT3/8	OD14	22	10	13	42,5	23,5	21,9	25,4	28,5	10,5	93
630-0612BG	NPT3/8	OD16	24	10	13	47	26,5	24,9	27,7	32	10,5	66
630-0895BG	NPT1/2	OD 3/8" (9,5)	22	8	17	41	17,5	16,1	25,4	21,3	8,5	66
630-0808BG	NPT1/2	OD10	22	8	17	41	17,5	16,6	25,4	21,3	8,5	67
630-0809BG	NPT1/2	OD12	22	10	17	43	19,5	19,9	25,4	26	10,5	68
630-0827BG	NPT1/2	OD 1/2" (12,7)	22	10	17	43,5	20	20,6	25,4	26,8	10,5	68
630-0811BG	NPT1/2	OD14	22	10	17	47	23,5	21,9	25,4	28,5	10,5	73
630-0812BG	NPT1/2	OD16	24	12	17	49	25	24,9	27,7	32	12,5	78

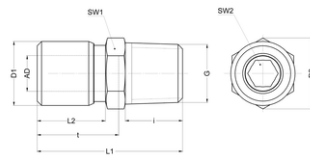
Screw-in connector | R-thread

- Whitworth pipe thread conical
- Sealing NBR
- Material brass nickel-plated
- Temperature range -4 to 176 °F (-20 to +80 °C)
- Working pressure range -14 to 232 psi (-0.95 to 16 bar)



Part no.	G	for tube	SW1	SW2	i	L1	L2	D1	D2	NW	g/piece
631-0202	R1/8	OD4 (5/32")	11	3	6	20	10	8,5	12,1	2	8
631-0243	R1/8	OD4,3	11	3	6	20	10	9	12,1	3	8
631-0203	R1/8	OD5	11	4	6	21,5	11,5	10,5	12,1	3	9
631-0204	R1/8	OD6	11	4	9	25,5	12,5	11,4	12	4,2	11
631-0206	R1/8	OD8 (5/16")	13	6	9	28,5	15,5	14,6	14,2	6,3	15
631-0403	R1/4	OD5	14	4	8,5	24,5	11,5	10,5	15,2	3	16
631-0404	R1/4	OD6	14	4	8,5	25,5	12,5	11,5	15,2	4	17
631-0402	R1/4	OD4 (5/32")	14	3	12,5	27	10	8,5	15,2	3,1	19
631-0443	R1/4	OD4,3	14	3	12,5	27	10	8,9	15,2	3,1	19
631-0406	R1/4	OD8 (5/16")	14	6	8,5	28,5	15,5	14,5	15,2	6	21
631-0408	R1/4	OD10	17	8	8,5	30,5	17,5	16,5	18,3	8	24

Screw-in connector | R-thread

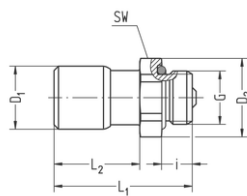


- R thread, conical
- Sealing NBR
- Tapered thread
- Material brass nickel-plated
- Optimum through flow
- Temperature range 5 to 176 °F (-15 to +80 °C)
- Working pressure range -14 to 232 psi (-0.95 to 16 bar)

14

Part no.	G	for tube	SW1	SW2	i	L1	L2	D1	D2	t	NW	g/piece
631-0202BG	R1/8	OD4 (5/32")	11	3	7	21	10	8,5	12	12,7	3,2	9
631-0204BG	R1/8	OD6	11	4	7	23,5	12,5	11,5	12	15,5	4,3	11
631-0263BG	R1/8	OD 1/4" (6,3)	11	4	7	23,5	12,5	11,8	12	15,5	4,2	10
631-0206BG	R1/8	OD8 (5/16")	13	5	7	26,5	15,5	14,5	14,2	18,5	5,4	16
631-0208BG	R1/8	OD10	15	6	7	30,5	18	16,5	16,5	19,8	6,3	20
631-0402BG	R1/4	OD4 (5/32")	14	3	10	24,5	10	8,5	15,2	12,7	3,2	19
631-0404BG	R1/4	OD6	14	4	10	30	15,6	11,5	15,2	15,5	4,2	20
631-0463BG	R1/4	OD 1/4" (6,3)	14	4	10	28	13,5	11,8	15,2	15,5	4,2	19
631-0406BG	R1/4	OD8 (5/16")	14	6	10	32	17,5	14,5	15,2	18,5	6,5	23
631-0495BG	R1/4	OD 3/8" (9,5)	17	8	10	32	17,5	16,1	18,5	21,3	8	24
631-0408BG	R1/4	OD10	17	8	10	38	22,1	16,5	18,5	21,3	8,5	25
631-0409BG	R1/4	OD12	19	8	10	38	22,1	19,9	20,7	26	8,5	38
631-0427BG	R1/4	OD 1/2" (12,7)	19	8	10	41	24	20,6	20,7	26,8	8,5	43
631-0606BG	R3/8	OD8 (5/16")	19	6	10	31	15,5	14,5	20,7	18,5	6,5	37
631-0695BG	R3/8	OD 3/8" (9,5)	19	8	10	33	17,5	16,1	20,7	21,3	8,3	36
631-0608BG	R3/8	OD10	19	8	10	32	17,5	16,5	20,7	21,3	8,5	33
631-0609BG	R3/8	OD12	19	10	10	35,5	19,5	19,9	20,7	26	10,3	38
631-0627BG	R3/8	OD 1/2" (12,7)	19	10	10	41	24	20,6	20,7	26,8	10,3	49
631-0611BG	R3/8	OD14	22	10	10	40	24	21,9	24	28,5	10,3	49
631-0612BG	R3/8	OD16	24	10	10	43	26	24,9	26,2	32	10,3	60
631-0895BG	R1/2	OD 3/8" (9,5)	24	8	13	39	17,5	16,1	26,2	21,3	8,3	72
631-0808BG	R1/2	OD10	24	8	13	37	17,5	16,5	26,2	21,3	8,5	65
631-0809BG	R1/2	OD12	24	10	13	39	19,5	19,9	26,2	26	10,3	66
631-0827BG	R1/2	OD 1/2" (12,7)	24	10	13	41	20,5	20,6	26,2	26,8	10,3	71
631-0811BG	R1/2	OD14	24	10	13	41,5	21	21,9	26,2	28,5	10,3	68
631-0812BG	R1/2	OD16	24	12	13	46,5	26	24,9	26,2	32	12,5	75

Screw-in connector | shut-off valve

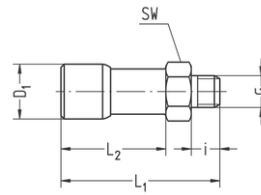


- Whitworth pipe thread
- Chambered O-ring
- Sealing NBR
- Material brass nickel-plated
- Temperature range -4 to 176 °F (-20 to +80 °C)
- Working pressure range 0 to 232 psi (0 to 16 bar)

Part no.	G	for tube	SW	i	L1	L2	D1	D2	NW	g/piece
728-0202	G1/8	OD4 (5/32")	13	5,5	22	12,5	8,5	14,2	2	9
728-0204	G1/8	OD6	13	5,5	27	17,5	11,5	14,2	3,8	13
728-0206	G1/8	OD8 (5/16")	15	5,5	41,5	-	14,6	16,4	5,5	29
728-0208	G1/8	OD10	17	5,5	46,5	-	16,6	18,5	5,5	36
728-0402	G1/4	OD4 (5/32")	17	7,5	22	10	8,5	18,5	2	17
728-0404	G1/4	OD6	17	7,5	27	15	11,5	18,5	3,8	19
728-0606	G3/8	OD8 (5/16")	20	7,5	41,5	-	14,6	21,8	6	42
728-0608	G3/8	OD10	20	7,5	48,5	-	16,8	21,8	8	49
728-0808	G1/2	OD10	24	9,5	47	-	16,6	26,2	8	61

Screw-in connector | shut-off valve

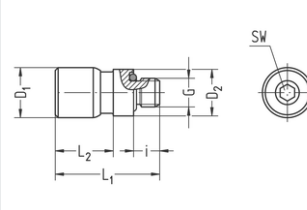
- M5 thread
- Material brass nickel-plated
- Temperature range -4 to 176 °F (-20 to +80 °C)
- Working pressure range 0 to 232 psi (0 to 16 bar)



Part no.	G	for tube	SW	i	L1	L2	D1	NW	g/piece
729-5002	M5	OD4 (5/32")	8	4,5	30,5	11	8,5	2	7
729-5004	M5	OD6	10	4,5	34,5	24	11,5	2,2	12

Screw-in connector

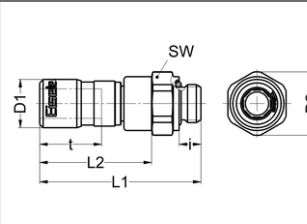
- Metric thread with hexagon socket
- Chambered O-ring
- Sealing NBR
- Material brass nickel-plated
- Temperature range -4 to 176 °F (-20 to +80 °C)
- Working pressure range -14 to 232 psi (-0.95 to 16 bar)



Part no.	G	for tube	SW	i	L1	L2	D1	D2	NW	g/piece
663-5002	M5	OD4 (5/32")	2,5	4,5	19,5	11,5	8,6	8	2,6	4
663-5003	M5	OD5	2,5	4,5	21	14	10,4	8	2,6	6
663-5004	M5	OD6	2,5	4,5	23	15,5	11,4	8	2,6	7
663-5043	M5	OD4,3	2,5	4,5	19,5	11,5	8,9	8	2,6	4
663-4804	M7	OD6	4	5	22,5	-	11,4	9,9	4,2	8

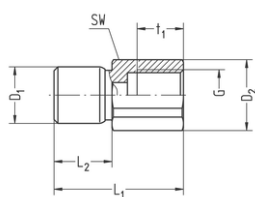
Straight rotary connector

- Material: brass nickel-plated
- Whitworth pipe thread
- Chambered O-ring
- Sealing NBR, FKM
- Temperature range: -20 to +80 °C (-4 to 176 °F)
- Working pressure range: -0,9 to 16 bar (-13 to 232 psi)
- Speed 800 rpm



Part no.	G	for tube	SW1	i	L1	L2	D1	D2	NW	g/piece
628D-0406	G1/4	OD8 (5/16")	20	7,5	52,9	35,9	14,6	21,8	6,5	56
628D-0408	G1/4	OD10	20	7,5	55,4	38,4	16,6	21,8	8	59
628D-0409	G1/4	OD12	20	7,5	61,4	44,4	19,9	21,8	8	75

Straight screw-in connector with female thread

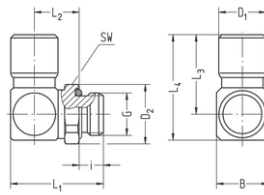


- Material brass nickel-plated
- Whitworth pipe thread
- Sealing NBR
- Temperature range: -20 to +80 °C (-4 to 176 °F)
- Working pressure range: -0.95 to 16 bar (-14 to 232 psi)

Part no.	G	for tube	SW	L1	L2	t1	D1	D2	NW	g/piece
617-0102	G1/8	OD4 (5/32")	14	24	10	8	8,6	15,2	3	17
617-0143	G1/8	OD4,3	14	24	10	8	8,9	15,2	3,5	17
617-0103	G1/8	OD5	14	25,5	11,5	8	10,4	15,2	3,5	18
617-0104	G1/8	OD6	14	27	12,5	8	11,4	15,2	4,5	19
617-0106	G1/8	OD8 (5/16")	14	30	15,5	8	14,6	15,2	6,5	23
617-0302	G1/4	OD4 (5/32")	17	28,5	10	12	8,6	18,3	3	28
617-0304	G1/4	OD6	17	31	12,5	12	11,4	18,3	4,5	30
617-0306	G1/4	OD8 (5/16")	17	34	15,5	12	14,6	18,3	6,5	33
617-0308	G1/4	OD10	17	37	17,5	12	16,6	18,3	8,5	37
617-0504	G3/8	OD6	22	31	12,5	12	11,4	23,4	4,5	46
617-0506	G3/8	OD8 (5/16")	22	34	15,5	12	14,6	23,4	6,5	50
617-0508	G3/8	OD10	22	37	17,5	12	16,6	23,4	8,5	55
617-0704	G1/2	OD6	27	34	12,5	14	11,4	28,6	4,5	74
617-0706	G1/2	OD8 (5/16")	27	37	15,5	14	14,6	28,6	6,5	77
617-0708	G1/2	OD10	27	40	17,5	14	16,6	28,6	8,5	84

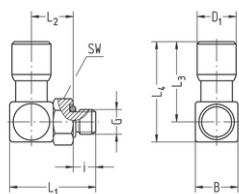
Elbow screw-in connector | swiveling

- Material: brass nickel-plated
- Whitworth pipe thread
- Chambered O-ring
- Sealing NBR
- Temperature range: -20 to +80 °C (-4 to 176 °F)
- Working pressure range: -0.95 to 16 bar (-14 to 232 psi)
- Not designed for steady motion of the tube



Part no.	G	for tube	SW	i	L1	L2	L3	L4	B	D1	D2	NW	g/piece
686-0202	G1/8	OD4 (5/32")	13	5,5	20,3	10,5	16,5	20,5	8,5	8,6	14,2	2,4	14
686-0203	G1/8	OD5	13	5,5	21,8	11,2	17,7	22,2	10	10,4	14,2	3	17
686-0243	G1/8	OD4,3	13	5,5	21,8	11,2	16,6	21,1	10	8,9	14,2	3	15
686-0204	G1/8	OD6	13	5,5	22,8	11,7	20,7	26,7	12	11,4	14,2	4	21
686-0206	G1/8	OD8 (5/16")	14	5,5	26,2	13,4	25	33	16	14,6	15,2	5,5	38
686-0208	G1/8	OD10	17	5,5	28,2	14,4	29	38	18	16,6	18,5	5,3	56
686-0209	G1/8	OD12	20	5,5	31,5	16,5	35,5	46	21	19,9	21,8	5,3	89
686-0402	G1/4	OD4 (5/32")	17	7,5	24,2	12,4	16,5	20,5	8,5	8,6	18,5	2,2	23
686-0403	G1/4	OD5	17	7,5	24,3	11,7	17,7	22,2	10	10,4	18,5	3	26
686-0443	G1/4	OD4,3	17	7,5	24,3	11,7	16,6	21,1	10	8,9	18,5	3	25
686-0404	G1/4	OD6	17	7,5	25,3	12,2	20,7	26,7	12	11,4	18,5	4	31
686-0406	G1/4	OD8 (5/16")	17	7,5	28,7	13,9	25	33	16	14,6	18,5	6	44
686-0408	G1/4	OD10	17	7,5	30,7	14,9	29	38	18	16,6	18,5	8	55
686-0409	G1/4	OD12	20	7,5	34	17	35,5	46	21	19,9	21,8	7,8	88
686-0604	G3/8	OD6	20	7,5	26,3	13,2	20,7	26,7	12	11,4	21,8	4	38
686-0606	G3/8	OD8 (5/16")	20	7,5	29,7	14,9	25	33	16	14,6	21,8	6	52
686-0608	G3/8	OD10	20	7,5	31,7	15,9	29	38	18	16,6	21,8	8	64
686-0609	G3/8	OD12	20	7,5	34	17	35,5	46	21	19,9	21,8	9	87
686-0611	G3/8	OD14	20	7,5	37,5	19	39	51	24	21,9	21,8	11	113
686-0612	G3/8	OD16	24	7,5	39,8	20,2	44	57	26	24,9	26,2	11,5	152
686-0804	G1/2	OD6	24	9,5	29,3	14,2	20,7	26,7	12	11,4	26,2	4	50
686-0806	G1/2	OD8 (5/16")	24	9,5	31,7	14,9	25	33	16	14,6	26,2	6	64
686-0808	G1/2	OD10	24	9,5	33,7	15,9	29	38	18	16,6	26,2	8	75
686-0809	G1/2	OD12	24	9,5	36	17	35,5	46	21	19,9	26,2	9	99
686-0811	G1/2	OD14	24	9,5	39	18,5	39	51	24	21,9	26,2	11	122
686-0812	G1/2	OD16	24	9,5	41,3	19,7	44	57	26	24,9	26,2	13	155

Elbow screw-in connector | swiveling

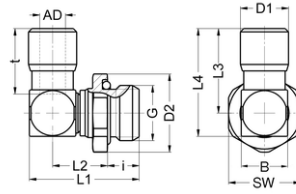


- Material: brass nickel-plated
- Metric thread
- Chambered O-ring
- Sealing NBR
- Temperature range: -20 to +80 °C (-4 to 176 °F)
- Working pressure range: -0.95 to 16 bar (-14 to 232 psi)
- Not designed for steady motion of the tube

Part no.	G	for tube	SW	i	L1	L2	L3	L4	B	D1	NW	g/piece
687-5001	M5	OD2	8	4,5	17,3	8,5	14,6	18,6	8,5	5,9	1,4	7
687-5002	M5	OD4 (5/32")	8	4,5	17,3	8,5	16,5	20,5	8,5	8,6	2	9
687-5043	M5	OD4,3	8	4,5	18,8	9,2	16,6	21,1	10	8,9	2,1	11
687-5003	M5	OD5	8	4,5	18,8	9,2	17,7	22,2	10	10,4	2,1	19
687-5004	M5	OD6	8	4,5	19,8	9,7	19,5	24	11	11,4	2	24
687-5063	M5	OD 1/4" (6,3)	8	4,5	19,8	9,7	19,5	24	11	11,8	2	25
687-5006	M5	OD8 (5/16")	8	4,5	19,8	9,7	22,8	28	14	14,6	2	22
687-4604	M6	OD6	10	4,5	19,8	9,7	20,7	26,7	12	11,4	3	18
687-4804	M7	OD6	10	5	20,3	9,7	20,7	26,7	12	11,4	4	17
687-4863	M7	OD 1/4" (6,3)	10	5	20,3	9,7	21	27,2	14	11,8	4	19
687-4806	M7	OD8 (5/16")	10	5	20,3	9,7	23,8	30	14	14,6	4	24

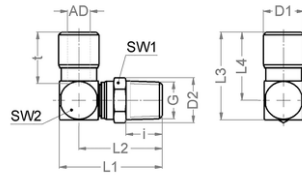
Elbow screw-in connector | swiveling

- Whitworth pipe thread
- Chambered O-ring
- Sealing NBR
- Material brass nickel-plated
- Optimum through flow
- Temperature range -4 to 176 °F (-20 to +80 °C)
- Working pressure range -14 to 232 psi (-0.95 to 16 bar)
- Not designed for steady motion of the tube



Part no.	G	for tube	SW	i	L1	L2	L3	L4	B	D1	D2	NW	g/piece
604-0202	G1/8	OD4 (5/32")	13	5,5	23	13	16,7	21,2	9	8,6	14,2	3	15
604-0203	G1/8	OD5	13	5,5	23,9	13,4	18	23	10	10,5	14,2	3	18
604-0204	G1/8	OD6	13	5,5	26	15	20	25,5	11	11,4	14,2	4,2	22
604-0263	G1/8	OD 1/4" (6,3)	13	5,5	26	15	20	25,5	11	11,8	14,2	4,5	22
604-0206	G1/8	OD8 (5/16")	14	5,5	31,5	19	24,5	31,5	14	14,6	15,2	5,5	40
604-0402	G1/4	OD4 (5/32")	17	7,5	25	13	16,7	21,2	9	8,6	18,5	3	22
604-0403	G1/4	OD5	17	7,5	25,9	13,4	18	23	10	10,5	18,5	3,5	25
604-0404	G1/4	OD6	17	7,5	26	13	20	25,5	11	11,4	18,5	4,2	26
604-0463	G1/4	OD 1/4" (6,3)	17	7,5	26	13	20	25,5	11	11,8	18,5	4	26
604-0406	G1/4	OD8 (5/16")	17	7,5	31,5	17	24,5	31,5	14	14,6	18,5	6,5	41
604-0495	G1/4	OD 3/8" (9,5)	17	7,5	36,3	20,8	28	36	16	16,1	18,5	8,5	54
604-0408	G1/4	OD10	17	7,5	36,3	20,8	28	36	16	16,6	18,5	8,5	54
604-0412	G1/4	OD16	17	7,5	39,3	22,3	39,3	46,8	19	24,9	18,5	8,5	88
604-0604	G3/8	OD6	20	7,5	27	14	20	25,5	11	11,4	21,8	4,5	51
604-0606	G3/8	OD8 (5/16")	20	7,5	30	15,5	24,5	31,5	14	14,6	21,8	6,5	48
604-0695	G3/8	OD 3/8" (9,5)	20	7,5	33,3	17,8	28	36	16	16,1	21,8	8,5	56
604-0608	G3/8	OD10	20	7,5	33,3	17,8	28	36	16	16,6	21,8	8,5	57
604-0609	G3/8	OD12	20	7,5	39,3	22,3	34	43	19	19,9	21,8	9	85
604-0627	G3/8	OD 1/2" (12,7)	20	7,5	39,3	22,3	34,5	43,5	19	20,6	21,8	9	86
604-0611	G3/8	OD14	20	7,5	43,5	25	38	49	22	21,9	21,8	11	112
604-0612	G3/8	OD16	22	7,5	46	26,5	42,3	54,3	24	24,9	23,4	11,5	144
604-0804	G1/2	OD6	24	9,5	30,4	15,4	20	25,5	11	8,5	26,2	4,2	50
604-0806	G1/2	OD8 (5/16")	24	9,5	33,5	17	24,5	31,5	14	14,6	26,2	6,5	68
604-0895	G1/2	OD 3/8" (9,5)	24	9,5	35,8	18,3	28	36	16	16,1	26,2	8,5	76
604-0808	G1/2	OD10	24	9,5	35,8	18,3	28	36	16	16,6	26,2	8,5	77
604-0809	G1/2	OD12	24	9,5	38,8	19,8	34	43	19	19,9	26,2	9	99
604-0827	G1/2	OD 1/2" (12,7)	24	9,5	38,8	19,8	34,5	43,5	19	20,6	26,2	9	100
604-0811	G1/2	OD14	24	9,5	42,5	22	38	49	22	21,9	26,2	11	124
604-0812	G1/2	OD16	24	9,5	47,5	26	42,3	54,3	24	24,9	26,2	12,5	150
604-0815	G1/2	OD20	24	9,5	61	36,5	56,2	69,7	30	30,5	26	13,5	283
604-1015	G3/4	OD20	32	10,5	62	36,5	56,2	69,7	30	30,5	34,8	16,5	301

Elbow screw-in connector | swiveling | NPT-thread

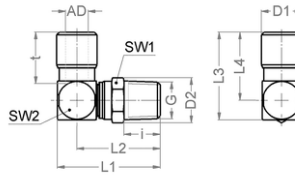


- NPT thread, conical
- Sealing NBR
- Tapered thread
- Material brass nickel-plated
- Optimum through flow
- Temperature range -4 to 176 °F (-20 to +80 °C)
- Working pressure range -14 to 218 psi (-0.95 to 15 bar)
- Not designed for steady motion of the tube

Part no.	G	for tube	SW1	SW2	i	L1	L2	L3	L4	D1	D2	t	NW	g/piece
605-0863BG	NPT1/2	OD 1/4" (6,3)	22	11	17	39,5	34	25,5	20	11,8	25,4	15,5	4	88
605-0895BG	NPT1/2	OD 3/8" (9,5)	22	16	17	44,8	36,8	36	28	16,1	25,4	21,3	8,5	101
605-0808BG	NPT1/2	OD10	22	16	17	44,8	36,8	36	28	16,6	25,4	21,3	8,5	102
605-0809BG	NPT1/2	OD12	22	20	17	46,3	36,8	43	34	19,9	25,4	26	9	117
605-0827BG	NPT1/2	OD 1/2" (12,7)	22	19	17	46,3	36,8	43,5	34,5	20,6	25,4	26,8	9	117
605-0811BG	NPT1/2	OD14	22	22	17	50	39	49	38	21,9	25,4	28,5	11	141
605-0812BG	NPT1/2	OD16	24	24	17	53,5	41,5	54,3	42,3	24,9	27,7	32	11,5	164
605-1011BG	NPT3/4	OD14	27	22	17	50	39	49	38	21,9	31,2	28,5	11	178
605-1012BG	NPT3/4	OD16	27	24	17	53,5	41,5	54,3	42,3	24,9	31,2	32	11,5	203
605-1015BG	NPT3/4	OD20	30	30	17	62,4	47,4	69,7	56,2	30,5	34,7	44,5	16,5	293
605-1027BG	NPT3/4	OD 1/2" (12,7)	27	20	17	46,3	36,8	43,5	34,5	20,6	31,2	26,8	9	155
605-0202BG	NPT1/8	OD4 (5/32")	11	9	10	27,5	23	21,2	16,7	8,6	12,7	12,7	3	25
605-0204BG	NPT1/8	OD6	13	11	10	30,5	25	25,5	20	11,4	15	15,5	4,5	26
605-0206BG	NPT1/8	OD8 (5/16")	14	14	10	36	29	31,5	24,5	14,6	16,2	18,5	5,5	43
605-0231BG	NPT1/8	OD1/8"	11	9	10	27,5	23	19,4	14,9	7,6	12,7	11,2	2,5	17
605-0247BG	NPT1/8	OD3/16"	11	10	10	28,5	23,5	23,3	18,3	10,25	12,7	14,3	3	21
605-0263BG	NPT1/8	OD 1/4" (6,3)	13	11	10	30,5	25	25,5	20	11,8	15	15,5	4,5	26
605-0402BG	NPT1/4	AD5/32" (4)	14	9	13	30,5	26	21,2	16,7	8,6	16,2	12,7	3	29
605-0404BG	NPT1/4	OD6	14	11	13	32,5	27	25,5	20	11,4	16,2	15,5	4,5	35
605-0406BG	NPT1/4	OD8 (5/16")	14	14	13	37	30	31,5	24,5	14,6	16,2	18,5	6,5	47
605-0408BG	NPT1/4	OD10	17	16	13	41,8	33,8	36	28	16,6	19,6	21,3	8,5	61
605-0409BG	NPT1/4	OD12	20	19	13	44,8	35,3	43	34	19,9	23,1	26	9	88
605-0427BG	NPT1/4	OD 1/2" (12,7)	20	19	13	44,8	35,3	43,6	34,6	20,6	23,1	26,9	9	89
605-0431BG	NPT1/4	OD1/8"	14	9	13	30,5	26	19,3	14,8	7,6	16,2	11,1	2,5	28
605-0463BG	NPT1/4	OD 1/4" (6,3)	14	11	13	32,5	27	25,5	20	11,8	16,2	15,5	4,5	35
605-0495BG	NPT1/4	OD 3/8" (9,5)	17	16	13	41,8	33,8	36	28	16,1	19,6	21,3	8,5	60
605-0606BG	NPT3/8	AD5/16" (8)	17	14	13	36,5	29,5	32	25	14,6	19,6	19	6,5	57
605-0608BG	NPT3/8	OD10	17	16	13	38,8	30,8	36	28	16,6	19,6	21,3	8,5	65
605-0609BG	NPT3/8	OD12	20	19	13	44,8	35,3	43	34	19,9	23,1	26	9	94
605-0611BG	NPT3/8	OD14	20	22	13	49	38	49	38	21,9	23,1	28,5	11	121
605-0612BG	NPT3/8	OD16	24	24	13	50,5	38,5	54,3	42,3	24,9	27,7	32	11,5	155
605-0627BG	NPT3/8	OD 1/2" (12,7)	20	19	13	44,8	35,3	43,5	34,5	20,6	23,1	26,8	9	95
605-0663BG	NPT3/8	OD1/4" (6,3)	17	11	13	32,5	27	25,5	20	11,8	19,6	15,5	4	47
605-0695BG	NPT3/8	OD 3/8" (9,5)	17	16	13	38,8	30,8	36	28	16,1	19,6	21,3	8,5	64

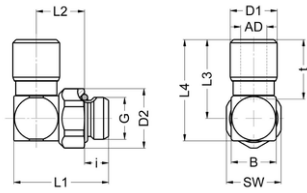
Elbow screw-in connector | swiveling | R-thread

- R thread, conical
- Sealing NBR
- Tapered thread
- Material brass nickel-plated
- Optimum through flow
- Temperature range 5 to 176 °F (-15 to +80 °C)
- Working pressure range -14 to 232 psi (-0.95 to 16 bar)
- Not designed for steady motion of the tube



Part no.	G	for tube	SW	i	L1	L2	L3	L4	B	D1	D2	t	NW	g/piece
606-0202BG	R1/8	OD4 (5/32")	11	7	24,5	20	21,2	16,7	9	8,5	12	12,7	3,2	15
606-0204BG	R1/8	OD6	13	7	27,5	22	25,5	20	11	11,5	14,2	15,5	4,3	23
606-0263BG	R1/8	OD 1/4" (6,3)	13	7	27,5	22	25,5	20	11	11,8	14,2	15,5	4,2	23
606-0206BG	R1/8	OD8 (5/16")	14	7	33	26	31,5	24,5	14	14,5	15,2	18,5	5,4	41
606-0402BG	R1/4	OD4 (5/32")	14	10	28,4	23,9	21,2	16,7	9	8,5	15,2	12,7	3,2	25
606-0404BG	R1/4	OD6	14	10	30,5	25	25,5	20	11	11,5	15,2	15,5	4,2	30
606-0463BG	R1/4	OD 1/4" (6,3)	17	10	30,5	25	25,5	20	11	11,8	18,5	15,5	4,2	31
606-0406BG	R1/4	OD8 (5/16")	15	10	34	27	31,5	24,5	14	14,5	16,5	18,5	6,5	44
606-0495BG	R1/4	OD 3/8" (9,5)	17	10	38,8	30,8	36	28	16	16,1	18,5	21,3	8	56
606-0408BG	R1/4	OD10	17	10	38,8	30,8	36	28	8	16,5	18,5	21,3	8,5	57
606-0409BG	R1/4	OD12	17	10	38,8	30,8	40,5	32,5	16	19,9	18,5	26	8,5	65
606-0427BG	R1/4	OD 1/2" (12,7)	20	10	42,8	32,8	45	35	20	20,6	21,2	26,8	8,5	95
606-0606BG	R3/8	OD8 (5/16")	20	10	32,5	25,5	31,5	24,5	14	14,5	21,2	18,5	6,5	55
606-0695BG	R3/8	OD 3/8" (9,5)	20	10	35,8	27,8	25,5	20	16	16,1	21,2	21,3	8,3	62
606-0608BG	R3/8	OD10	20	10	35,8	27,8	36	28	16	16,5	21,2	21,3	8,5	63
606-0609BG	R3/8	OD12	20	10	42,8	32,8	40,5	32,5	20	19,9	21,2	26	10,3	98
606-0627BG	R3/8	OD 1/2" (12,7)	20	10	42,5	32,8	45	35	20	20,6	21,2	26,8	10,3	99
606-0611BG	R3/8	OD14	20	10	46	35	49	38	22	21,9	21,2	28,5	10,3	116
606-0612BG	R3/8	OD16	24	10	47,5	35,5	54,3	42,3	24	24,9	26,2	32	10,3	150
606-0808BG	R1/2	OD10	24	13	39,3	31,3	36	28	16	16,5	26,2	21,3	8,5	78
606-0809BG	R1/2	OD12	24	13	46,3	36,3	40,5	32,5	20	19,9	26,2	26	10,3	124
606-0811BG	R1/2	OD14	24	13	46	35	49	38	22	21,9	26,2	28,5	10,3	135
606-0812BG	R1/2	OD16	24	13	51	39	54,3	42,3	24	24,9	26,2	32	12,5	158

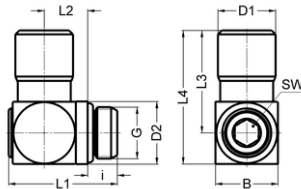
Elbow screw-in connector | lockable



- Whitworth pipe thread
- Chambered O-ring
- Sealing NBR
- Material brass nickel-plated
- Temperature range -4 to 176 °F (-20 to +80 °C)
- Working pressure range -14 to 232 psi (-0.95 to 16 bar)

Part no.	G	for tube	SW	i	L1	L2	L3	L4	B	D1	D2	t	NW	g/piece
640-0202	G1/8	OD4 (5/32")	13	5,5 - 1	21,5	11 + 1	16,5	21,5	10	8,6	14,2	12,8	3	18
640-0204	G1/8	OD6	13	5,5 - 1	22,5	11,5+1	20	25,5	11	11,4	14,2	15,8	5,3	21
640-0206	G1/8	OD8 (5/16")	13	5,5 - 1	26,5	14+ 1	24,5	31,5	14	14,6	14,2	19	5,5	35
640-0404	G1/4	OD6	17	7,5 - 1,5	27,5	14,5 + 1,5	20	25,5	11	11,4	18,5	15,8	5,3	34
640-0406	G1/4	OD8 (5/16")	17	7,5 - 1,5	29,5	15 + 1,5	24,5	31,5	14	14,6	18,5	19	6,3	45
640-0408	G1/4	OD10	17	7,5 - 1,5	31,5	16 + 1,5	28	36	16	16,6	18,5	21,6	8	53
640-0409	G1/4	OD12	17	7,5 - 1,5	33,5	17 + 1,5	33	42	18	19,9	18,5	26,2	8	71
640-0606	G3/8	OD8 (5/16")	20	7,5 - 1,5	30,5	16 + 1,5	24,5	31,5	14	14,6	21,8	19	6,3	54
640-0608	G3/8	OD10	20	7,5 - 1,5	32,5	17 + 1,5	28	36	16	16,6	21,8	21,6	8,4	63
640-0609	G3/8	OD12	20	7,5 - 1,5	33,5	17 + 1,5	33	42	18	19,9	21,8	26,2	9	79
640-0611	G3/8	OD14	20	7,5 - 1,5	35,5	18 + 1,5	36,5	46,5	20	21,9	21,8	28,8	11	90
640-5002	M5	OD4 (5/32")	8	4,5 - 0,8	18,5	9,5 + 1	16	20,5	9	8,6	--	12,8	2,2	10
640-5004	M5	OD6	8	4,5 - 0,8	19,5	10 + 1	19,5	24,5	10	11,4	--	15,8	2,2	14

Elbow screw-in connector | swiveling

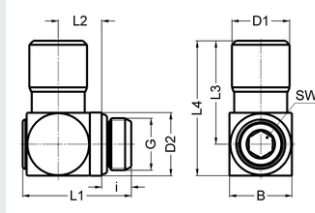


- Whitworth pipe thread with hexagon socket
- Chambered O-ring
- Sealing NBR
- Material brass nickel-plated
- Temperature range -4 to 176 °F (-20 to +80 °C)
- Working pressure range -14 to 232 psi (-0.95 to 16 bar)
- Not designed for steady motion of the tube

Part no.	G	for tube	SW	i	L1	L2	L3	L4	B	D1	D2	NW	g/piece
656-0202	G1/8	OD4 (5/32")	4	5,5	22	8,7	17,8	23,7	11,8	8,6	11,9	2	17
656-0204	G1/8	OD6	4	5,5	22	8,7	21,3	27,2	11,8	11,4	11,9	4	20
656-0206	G1/8	OD8 (5/16")	4	5,5	22	8,7	24,2	30,1	13,9	14,6	11,9	4,5	27
656-0208	G1/8	OD10	4	5,5	22	8,7	26,4	32,5	13,9	16,6	11,9	4,4	31
656-0402	G1/4	OD4 (5/32")	6	7,5	27,5	11	19,5	27,4	15,8	8,6	15,9	2	34
656-0404	G1/4	OD6	6	7,5	27,5	11	23	30,9	15,8	11,4	15,9	4	37
656-0406	G1/4	OD8 (5/16")	6	7,5	27,5	11	26	33,9	15,8	14,6	15,9	6	42
656-0408	G1/4	OD10	6	7,5	27,5	11	28	35,9	15,9	16,6	15,9	6,5	46
656-0409	G1/4	OD12	8	7,5	32,1	13,8	35,5	46	15,9	19,9	19,9	8,5	80
656-0609	G3/8	OD12	8	7,5	31,8	13,5	35,5	46	19,9	19,9	19,9	9	81

Elbow screw-in connector | swiveling

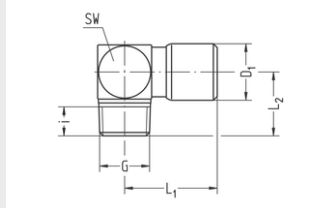
- Material: brass nickel-plated
- Metric thread
- Chambered O-ring
- Sealing NBR
- Temperature range: -20 to +80 °C (-4 to 176 °F)
- Working pressure range: -0.95 to 16 bar (-14 to 232 psi)
- Not designed for steady motion of the tube



Part no.	G	for tube	SW	i	L1	L2	L3	L4	B	D1	D2	NW	g/piece
657-5004	M5	OD6	3	4,5	21	9	21,3	27,2	11,8	11,4	8	2	15
657-5006	M5	OD8 (5/16")	3	4,5	21	9	23,6	28,6	13,9	14,6	8	2,2	24

Elbow screw-in connector | R-Gewinde

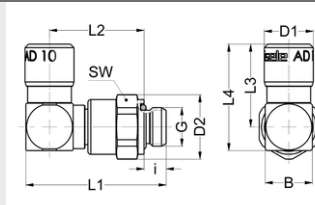
- Whitworth pipe thread conical
- Sealing NBR
- Material brass nickel-plated
- Temperature range -4 to 176 °F (-20 to +80 °C)
- Working pressure range -14 to 232 psi (-0.95 to 16 bar)



Part no.	G	for tube	SW	i	L1	L2	D1	NW	g/piece
661-0202	R1/8	OD4 (5/32")	11	6	17	12,5	8,5	3,2	14
661-0243	R1/8	OD4,3	11	6	17	12,5	8,9	3,2	14
661-0203	R1/8	OD5	11	6	18,5	12,3	10,4	4,2	15
661-0204	R1/8	OD6	11	6	20	12,5	11,4	5,2	16
661-0206	R1/8	OD8 (5/16")	12	6	23,5	13	14,6	6,3	23
661-0208	R1/8	OD10	14	6	27	14	16,6	6,5	32
661-0402	R1/4	OD4 (5/32")	14	9	18,5	16,5	8,6	3,1	26
661-0443	R1/4	OD4,3	14	9	18,5	16,5	8,9	3,1	26
661-0403	R1/4	OD5	14	9	20	16,5	10,4	4,2	28
661-0404	R1/4	OD6	14	9	21,5	16,5	11,4	5,2	28
661-0406	R1/4	OD8 (5/16")	14	9	24,5	16,5	14,6	6,3	33
661-0408	R1/4	OD10	14	9	27	16,5	16,6	8,5	35
661-0608	R3/8	OD10	18	9	29	19,2	16,6	8,4	63

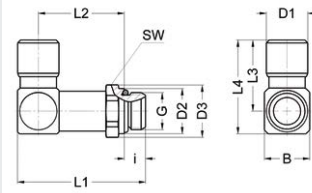
Elbow rotary connector

- Material: brass nickel-plated
- Whitworth pipe thread
- Chambered O-ring
- Sealing NBR, FKM
- Temperature range: -20 to +80 °C (-4 to 176 °F)
- Working pressure range: -0,9 to 16 bar (-13 to 232 psi)
- Speed 800 rpm



Part no.	G	for tube	SW	i	L1	L2	L3	L4	B	D1	D2	NW	g/piece
686D-0406	G1/4	OD8 (5/16")	20	7,5	47,5	32	27	35	16	14,6	21,8	6	75
686D-0408	G1/4	OD10	20	7,5	47,5	32	28	36	16	16,6	21,8	8	76
686D-0409			20	7,5	51,5	34	33,5	43	19	19,9	21,8	8	101

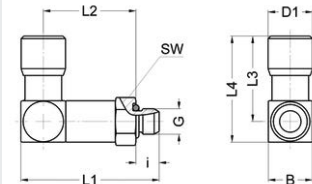
Screw-in connector | swiveling | long model



- Whitworth pipe thread
- Chambered O-ring
- Sealing NBR
- Material brass nickel-plated
- Temperature range -4 to 176 °F (-20 to +80 °C)
- Working pressure range -14 to 232 psi (-0.95 to 16 bar)
- Not designed for steady motion of the tube

Part no.	G	for tube	SW	i	L1	L2	L3	L4	B	D1	D2	NW	g/piece
682-0202	G1/8	OD4 (5/32")	13	5,5	31	19,5	16,5	20,5	8,5	8,5	14,2	2	16
682-0204	G1/8	OD6	13	5,5	37,5	24,7	20,7	26,7	12	11,5	14,2	4	30
682-0206	G1/8	OD8 (5/16")	14	5,5	43,3	29	25	33	16	14,5	15,2	6	57
682-0208	G1/8	OD10	17	5,5	46,7	32,9	29	38	18	16,6	18,5	5,5	83
682-0402	G1/4	OD4 (5/32")	17	7,5	33,3	19,5	16,5	20,5	8,5	8,5	18,5	2	25
682-0404	G1/4	OD6	17	7,5	40	24,7	20,7	26,7	12	11,5	18,5	4	37
682-0406	G1/4	OD8 (5/16")	17	7,5	45,3	28,5	25	33	16	14,5	18,5	6	58
682-0408	G1/4	OD10	17	7,5	50	32,5	29	38	18	16,5	18,5	8	80
682-0409	G1/4	OD12	20	7,5	55,5	36,5	35,5	46	21	20	21,8	8	136
682-0604	G3/8	OD6	20	7,5	40,5	24,7	20,7	26,7	12	11,5	21,8	4	45
682-0606	G3/8	OD8 (5/16")	20	7,5	46	29	25	33	16	14,5	21,8	6	63
682-0608	G3/8	OD10	20	7,5	50	32	29	38	18	16,5	21,8	8	85
682-0609	G3/8	OD12	20	7,5	55,5	36	35,5	46	21	20	21,8	9	130
682-0804	G1/2	OD6	24	9,5	43	25,7	20,7	26,7	12	11,5	26,2	4	58
682-0806	G1/2	OD8 (5/16")	24	9,5	49	30,5	25	33	16	14,5	26,2	6	83
682-0808	G1/2	OD10	24	9,5	53	33,5	29	38	18	16,5	26,2	8	107
682-0809	G1/2	OD12	24	9,5	58,5	37,5	35,5	46	21	20	26,2	9	129

Screw-in connector | swiveling | long model

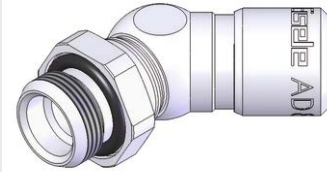
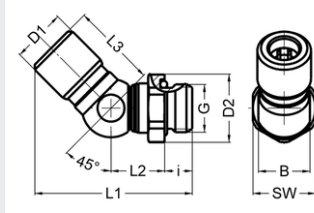


- Whitworth pipe thread
- Chambered O-ring
- Sealing NBR
- Material brass nickel-plated
- Temperature range -4 to 176 °F (-20 to +80 °C)
- Working pressure range -14 to 232 psi (-0.95 to 16 bar)
- Not designed for steady motion of the tube

Part no.	G	for tube	SW	i	L1	L2	L3	L4	B	D1	NW	g/piece
683-5002	M5	OD4 (5/32")	8	4,5	27	18	16,5	20,5	8,5	8,5	2	12
683-5004	M5	OD6	8	4,5	32,5	22	19,5	24	11	11,5	2,2	20

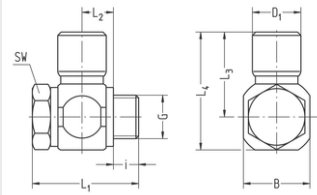
Elbow screw-in connector 45° | swiveling

- Whitworth pipe thread
- Chambered O-ring
- Sealing NBR
- Material brass nickel-plated
- Temperature range -4 to 176 °F (-20 to +80 °C)
- Working pressure range -14 to 232 psi (-0.95 to 16 bar)
- Not designed for steady motion of the tube



Part no.	G	for tube	SW	i	L1	L2	L3	B	D1	D2	NW	g/piece
698-0202	G1/8	OD4 (5/32")	13	5,5	31,3	11,3	16,5	8,5	8,5	14,2	2,5	14
698-0204	G1/8	OD6	13	5,5	35,3	12,9	19	11	11,5	14,2	4,2	19
698-0206	G1/8	OD8 (5/16")	14	5,5	42,8	16,6	23	14	14,5	15,2	5,5	35
698-0402	G1/4	OD4	17	7,5	33,3	11,4	16,5	8,5	8,5	18,5	2,5	20
698-0404	G1/4	OD6	17	7,5	35,3	10,9	19	11	11,5	18,5	4,2	23
698-0406	G1/4	OD8 (5/16")	17	7,5	42,8	14,6	23	14	14,5	18,5	6,5	36
698-0408	G1/4	OD10	17	7,5	49,7	18,8	26	16	16,5	18,5	8,5	48
698-0604	G3/8	OD6	20	7,5	36,3	11,9	19	11	8,5	21,8	4,2	31
698-0606	G3/8	OD8 (5/16")	20	7,5	41,3	13,1	23	14	14,5	21,8	6,5	41
698-0608	G3/8	OD10	20	7,5	46,7	15,9	26	16	16,5	21,8	8,5	51
698-0609	G3/8	OD12	20	7,5	54,7	18,8	32	20	20	21,8	9	77
698-0611	G3/8	OD14	22	7,5	59,3	20,7	35	22	22	23,8	11	91
698-0806	G1/2	OD8 (5/16")	24	9,5	44,8	14,6	23	14	14,5	26,2	6,5	60
698-0808	G1/2	OD10	24	9,5	49,2	16,3	26	16	16,5	26,2	8,5	69
698-0809	G1/2	OD12	24	9,5	54,3	16,4	32	20	20	26,2	9	89
698-0811	G1/2	OD14	24	9,5	58,3	17,7	35	22	22	26,2	11	101
698-0812	G1/2	OD16	24	9,5	67,6	21,7	41	24	25	26,2	12,5	119

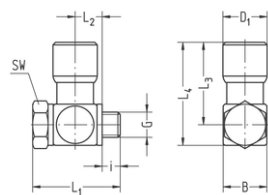
Single swivel connector | short model



- Material: brass nickel-plated
- Whitworth pipe thread
- VS seal rings
- Seal in connection NBR
- Temperature range: -20 to +70 °C (-4 to 158 °F)
- Working pressure range: -0.95 to 16 bar (-14 to 232 psi)

Part no.	G	for tube	SW	i	L1	L2	L3	L4	B	D1	NW	g/piece
634-0202K	G1/8	OD4 (5/32")	14	5,6	28,5	9,5	18,2	26,2	16	8,6	3	39
634-0203K	G1/8	OD5	14	5,6	28,5	9,5	19,5	27,5	16	10,4	3,5	40
634-0204K	G1/8	OD6	14	5,6	28,5	9,5	21	29	16	11,4	4,5	41
634-0206K	G1/8	OD8 (5/16")	14	5,6	28,5	9,5	24	32	16	14,6	5,2	45
634-0208K	G1/8	OD10	14	5,6	28,5	9,5	27	35	16	16,6	5,2	48
634-0243K	G1/8	OD4,3	14	5,6	28,5	9,5	18,2	26,2	16	8,9	3,5	39
634-0402K	G1/4	OD4 (5/32")	17	7,6	30,5	9,5	20	30	20	8,6	3	56
634-0403K	G1/4	OD5	17	7,6	30,5	9,5	21,5	31,5	20	10,4	3,5	57
634-0404K	G1/4	OD6	17	7,6	30,5	9,5	23	33	20	11,4	4,5	58
634-0406K	G1/4	OD8 (5/16")	17	7,6	30,5	9,5	26	36	20	14,6	6,5	63
634-0408K	G1/4	OD10	17	7,6	30,5	9,5	28,5	38,5	20	16,6	7	65
634-0443K	G1/4	OD4,3	17	7,6	30,5	9,5	20	30	20	8,9	3,5	56
634-0604K	G3/8	OD6	22	7,6	31,5	9,5	25	36	22	11,4	4,5	75
634-0606K	G3/8	OD8 (5/16")	22	7,6	31,5	9,5	28	39	22	14,6	6,5	79
634-0608K	G3/8	OD10	22	7,6	31,5	9,5	30,5	41,5	22	16,6	8,5	82
634-0609K	G3/8	OD12	22	7,6	36	11,7	35,5	46,5	22	19,9	9,2	106
634-0611K	G3/8	OD14	22	7,6	36	11,7	38	49	22	21,9	9,2	111
634-0804K	G1/2	OD6	27	9,1	33,5	9,5	27	41,5	29	11,4	4,5	118
634-0806K	G1/2	OD8 (5/16")	27	9,1	33,5	9,5	30	44,5	29	14,6	6,5	122
634-0808K	G1/2	OD10	27	9,1	33,5	9,5	33,5	48	29	16,6	8,5	125
634-0809K	G1/2	OD12	27	9,1	41	13,3	37,5	51,5	28	19,9	11	165
634-0811K	G1/2	OD14	27	9,1	41	13,3	41	55	28	21,9	11,9	169

Single swivel connector | short model

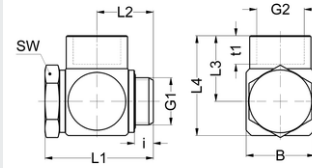


- M5 thread
- PVC seal rings
- Seal in connection NBR
- Ring connection brass nickel-plated
- Banjo bolt galvanized steel
- Temperature range 14 to 158 °F (-10 to +70 °C)
- Working pressure range -14 to 232 psi (-0.95 to 16 bar)

Part no.	G	for tube	SW	i	L1	L2	L3	L4	B	D1	NW	g/piece
635-5002K	M5	OD4 (5/32")	8	3,5	17	5,2	16,5	20,5	8,5	8,5	2	9
635-5043K	M5	OD4,3	8	3,5	17	5,2	16,5	20,5	8,5	9	2,4	9
635-5003K	M5	OD5	8	4	19	6	18	22,5	10	10,5	2,4	12
635-5004K	M5	OD6	8	4,5	20,5	6,5	19,5	24	11	11,5	2,4	15

Single swivel joint

- Whitworth pipe thread
- VS seal rings
- Seal in connection FKM
- Material brass nickel-plated
- Temperature range -4 to 248 °F (-20 to +120 °C)
- Working pressure range -14 to 232 psi (-0.95 to 16 bar)

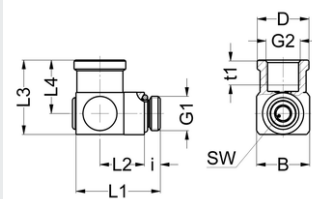


Part no.	G1	G2	SW	i	L1	L2	L3	L4	B	t1	NW	g/piece
SA1503-0201K	G1/8	G1/8	14	5,3	28,5	14,9	14,5	22	16	7	5	41
SA1503-0403K	G1/4	G1/4	17	7,6	35	19,3	21	30,5	20	10	7,2	79
SA1503-0605K	G3/8	G3/8	22	6,6	38	19,8	23	35	24	10	9,2	121
SA1503-0807K	G1/2	G1/2	27	11,6	49,5	27,8	27,5	42,5	30	12	12	232
SA1503-5453K	M10x1	M10x1	14	5,3	28,5	14,9	14,5	22	16	7	5	41

14

Elbow screw-in connector | swiveling

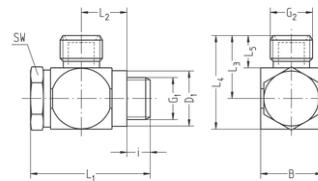
- Whitworth pipe thread
- Chambered O-ring
- Sealing NBR
- Material brass nickel-plated
- Temperature range -4 to 176 °F (-20 to +80 °C)
- Working pressure range -14 to 217 psi (-0.95 to 15 bar)
- Not designed for steady motion of the tube



Part no.	G1	G2	SW	i	L1	L2	L3	L4	B	t1	NW	g/piece
SA1039	G1/8	G1/8	4	4,5	24,8	12,6	20,9	15	15	6	4	26

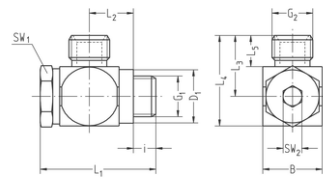
Single swivel joint

- Whitworth pipe thread
- Banjo fitting with threaded end according to VW standard
- Fits tube spigot with union nut
- VS seal rings
- Material brass nickel-plated
- Temperature range -10 to +70°C
- Working pressure range -0.95 to 15 bar



Part no.	G1	G2	SW	i	L1	L2	L3	L4	B	D1	NW	g/piece
SA831	G1/4	G1/4	17	7,2	37	14,1	19,5	29	19	17,9	7,2	66
SA839	G1/4	G3/8	17	7,2	37	14,1	20,5	30	19	17,9	7,2	72
SA858	G3/8	G1/4	22	7,2	38	14,1	22	34	24	21,8	8	101
SA863	G3/8	G3/8	22	7,2	38	14,1	23	35	24	21,8	9,2	104
SA984	G1/2	G1/2	27	9	43,5	16,6	27	41	28	26,9	11,8	160

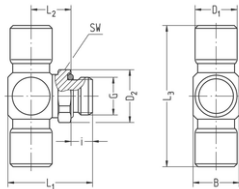
Single swivel connector | with hexagon socket



- Whitworth pipe thread
- Banjo fitting with threaded end according to VW standard
- Fits tube spigot with union nut according to 39V16631
- VS seal rings (metal spacer ring with soft seal)
- With hexagon socket
- Material brass nickel-plated
- Temperature range 14 to 158 °F (-10 to +70 °C)
- Working pressure range -14 to 232 psi (-0.95 to 16 bar)

Part no.	G1	G2	SW1	SW2	i	L1	L2	L3	L4	L5	B	D1	NW	g/piece
SA849	G1/8	G1/4	14	5	5,2	30,5	11,8	17,5	25	10	16	14,9	5,2	41

T-screw-in connector | swiveling

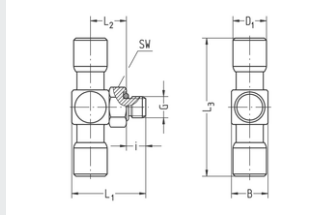


- Whitworth pipe thread
- Chambered O-ring
- Sealing NBR
- Material brass nickel-plated
- Temperature range -4 to 176 °F (-20 to +80 °C)
- Working pressure range -14 to 232 psi (-0.95 to 16 bar)
- Not designed for steady motion of the tube

Part no.	G	for tube	SW	i	L1	L2	L3	B	D1	D2	NW	g/piece
688-0202	G1/8	OD4 (5/32")	13	5,5	20,3	10,5	33	8,5	8,6	14,2	2,2	17
688-0203	G1/8	OD5	13	5,5	21,8	11,2	36	10	10,4	14,2	3	21
688-0204	G1/8	OD6	13	5,5	22,8	11,7	41,4	12	11,4	14,2	4	26
688-0206	G1/8	OD8 (5/16")	14	5,5	26,2	13,4	50	16	14,6	15,2	5,4	48
688-0243	G1/8	OD4,3	13	5,5	21,8	11,2	33,2	10	8,9	14,2	3	18
688-0208	G1/8	OD10	17	5,5	28,2	14,4	58	18	16,6	18,5	5,5	68
688-0209	G1/8	OD12	20	5,5	31,5	16,5	71	21	19,9	21,8	5,5	113
688-0402	G1/4	OD4 (5/32")	17	7,5	24,2	12,4	33	8,5	8,6	18,5	2,2	26
688-0403	G1/4	OD5	17	7,5	24,3	11,7	36	10	10,4	18,5	3	30
688-0404	G1/4	OD6	17	7,5	25,3	12,2	41,4	12	11,4	18,5	4	36
688-0406	G1/4	OD8 (5/16")	17	7,5	28,7	13,9	50	16	14,6	18,5	6	53
688-0408	G1/4	OD10	17	7,5	30,7	14,9	58	18	16,6	18,5	8	68
688-0443	G1/4	OD4,3	17	7,5	24,3	11,7	33,2	10	8,9	18,5	3	27
688-0409	G1/4	OD12	20	7,5	34	17	71	21	19,9	21,8	7,8	112
688-0604	G3/8	OD6	20	7,5	26,3	13,2	41,4	12	11,4	21,8	4	43
688-0606	G3/8	OD8 (5/16")	20	7,5	29,7	14,9	50	16	14,6	21,8	6	62
688-0608	G3/8	OD10	20	7,5	31,7	15,9	58	18	16,6	21,8	8	77
688-0609	G3/8	OD12	20	7,5	34	17	71	21	19,9	21,8	9	110
688-0611	G3/8	OD14	20	7,5	37,5	19	78	24	21,9	21,8	11	139
688-0804	G1/2	OD6	24	9,5	29,3	14,2	41,4	12	11,4	26,2	4	55
688-0806	G1/2	OD8 (5/16")	24	9,5	31,7	14,9	50	16	14,6	26,2	6	73
688-0808	G1/2	OD10	24	9,5	33,7	15,9	58	18	16,6	26,2	8	88
688-0809	G1/2	OD12	24	9,5	36	17	71	21	19,9	26,2	9	123
688-0811	G1/2	OD14	24	9,5	39	18,5	78	24	21,9	26,2	11	149

T-screw-in connector | swiveling

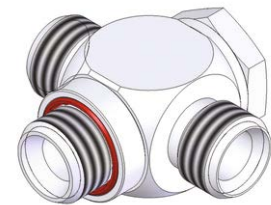
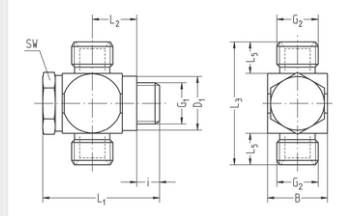
- Metric thread
- Chambered O-ring
- Sealing NBR
- Material brass nickel-plated
- Temperature range -4 to 176 °F (-20 to +80 °C)
- Working pressure range -14 to 232 psi (-0.95 to 16 bar)
- Not designed for steady motion of the tube



Part no.	G	for tube	SW	i	L1	L2	L3	B	D1	NW	g/piece
689-5002	M5	OD4 (5/32")	8	4,5	17,3	8,5	33	8,5	8,6	2	11
689-5003	M5	OD5	8	4,5	18,8	9,2	36	10	10,4	2,1	16
689-5043	M5	OD4,3	8	4,5	18,8	9,2	33,2	10	8,9	2,1	13
689-5004	M5	OD6	8	4,5	19,8	9,7	39	11	11,4	2	20

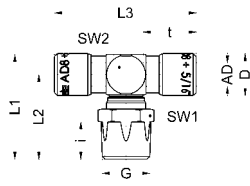
Double swivel joint

- Whitworth pipe thread
- Banjo fitting with threaded end according to VW standard
- Fits tube spigot with union nut according to 39V16631
- VS seal rings (metal spacer ring with soft seal)
- Material brass nickel-plated
- Temperature range 14 to 158 °F (-10 to +70 °C)
- Working pressure range -14 to 232 psi (-0.95 to 16 bar)



Part no.	G1	G2	SW	i1	L1	L2	L3	L5	B	D1	NW	g/piece
SA996	G1/4	G1/4	17	7,2	37	14	39	10	19	17,9	7,2	81

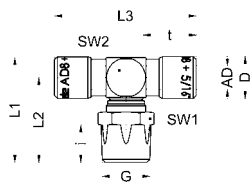
T-screw-in connector | swiveling | NPT-thread



- NPT thread, conical
- Sealing NBR
- Tapered thread
- Material brass nickel-plated
- Optimum through flow
- Temperature range -4 to 176 °F (-20 to +80 °C)
- Working pressure range -14 to 218 psi (-0.95 to 15 bar)
- Not designed for steady motion of the tube

Part no.	G	for tube	SW1	SW2	i	L1	L2	L3	D	t	NW	g/piece
N688-0202BG	NPT1/8	OD4 (5/32")	11	9	9	26,5	22	21,2	8,5	12,7	3,2	15
N688-0204BG	NPT1/8	OD6	13	11	9	29,5	24	25,5	11,5	15,5	4,3	23
N688-0263BG	NPT1/8	OD 1/4" (6,3)	13	11	9	29,5	24	25,5	11,8	15,5	4,2	23
N688-0206BG	NPT1/8	OD8 (5/16")	14	14	9	35	28	31,5	14,5	18,5	5,4	41
N688-0404BG	NPT1/4	OD6	14	11	13	32,5	27	40	11,4	15,5	4,5	30
N688-0463BG	NPT1/4	OD 1/4" (6,3)	14	11	13	32,5	27	40	11,8	15,5	4,5	40
N688-0406BG	NPT1/4	OD8 (5/16")	15	14	13	37	30	31,5	14,5	18,5	6,5	44
N688-0495BG	NPT1/4	OD 3/8" (9,5)	17	16	13	41,8	33,8	36	16,1	21,3	8	56
N688-0408BG	NPT1/4	OD10	17	8	13	41,8	33,8	36	16,5	21,3	8,5	57
N688-0409BG	NPT1/4	OD12	17	16	13	45,8	35,8	40,5	19,9	26	8,5	65
N688-0427BG	NPT1/4	OD 1/2" (12,7)	20	20	13	45,8	35,8	45	20,6	26,8	8,5	95
N688-0606BG	NPT3/8	OD8 (5/16")	17	14	13	36,5	29,5	24,5	14,6	18,5	6,5	66
N688-0695BG	NPT3/8	OD 3/8" (9,5)	17	16	13	38,8	30,8	56	16,1	21,3	8,5	75
N688-0608BG	NPT3/8	OD10	17	16	13	38,8	30,8	56	16,6	21,3	8,5	76
N688-0609BG	NPT3/8	OD12	20	20	13	45,8	35,8	40,5	19,9	26	10,3	98
N688-0627BG	NPT3/8	OD 1/2" (12,7)	20	20	13	45,8	35,8	45	20,6	26,8	10,3	99
N688-0611BG	NPT3/8	OD14	20	22	13	49	38	49	21,9	28,5	10,3	116
N688-0612BG	NPT3/8	OD16	24	24	13	49,5	37,5	54,3	24,9	32	10,3	150
N688-0895BG	NPT1/2	OD 3/8" (9,5)	24	8	17	45,8	37,8	36	16,1	21,3	8,3	106
N688-0808BG	NPT1/2	OD10	24	16	17	45,8	37,8	36	16,5	21,3	8,5	78
N688-0809BG	NPT1/2	OD12	24	20	17	47,3	37,3	69	19,9	26	9	148
N688-0827BG	NPT1/2	OD 1/2" (12,7)	22	20	17	47,3	37,3	69	20,6	26,8	9	148
N688-0811BG	NPT1/2	OD14	24	22	17	55	44	49	21,9	28,5	10,3	135
N688-0812BG	NPT1/2	OD16	24	24	17	55	43	54,3	24,9	32	12,5	158

T-screw-in connector | swiveling | NPT-thread

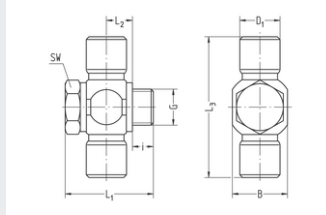


- R thread, conical
- Sealing NBR
- Tapered thread
- Material brass nickel-plated
- Optimum through flow
- Temperature range 5 to 176 °F (-15 to +80 °C)
- Working pressure range -14 to 232 psi (-0.95 to 16 bar)
- Not designed for steady motion of the tube

Part no.	G	for tube	SW1	SW2	i	L1	L2	L3	D	t	NW	g/piece
R688-0404BG	R1/4	OD6	14	11	13	32	26,5	40	11,4	15,5	4,5	30
R688-0463BG	R1/4	OD 1/4" (6,3)	14	11	13	32	26,5	40	11,8	15,5	4,5	40
R688-0606BG	R3/8	OD8 (5/16")	17	14	13	36	29	49,5	14,6	18,5	6,5	66
R688-0695BG	R3/8	OD 3/8" (9,5)	17	16	13	39,3	31,3	56	16,1	21,3	8,5	75
R688-0608BG	R3/8	OD10	17	16	13	39,3	31,3	56	16,6	21,3	8,5	76
R688-0809BG	R1/2	OD12	24	20	17	47,3	37,3	69	19,9	26	9	148
R688-0827BG	R1/2	OD 1/2" (12,7)	22	20	17	47,3	37,3	69	20,6	26,8	9	148

Double swivel joint

- Whitworth pipe thread
- VS seal rings
- Seals in connectors NBR
- Material brass nickel-plated
- Temperature range -4 to 158 °F (-20 to +70 °C)
- Working pressure range -14 to 232 psi (-0.95 to 16 bar)

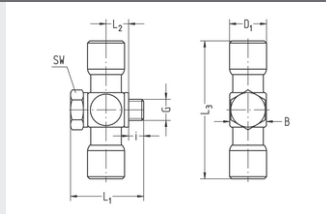


Part no.	G	for tube	SW	i	L1	L2	L3	B	D1	NW	g/piece
638-0202K	G1/8	OD4 (5/32")	14	5,5	28,5	9,5	36,4	16	8,5	2	40
638-0203K	G1/8	OD5	14	5,5	28,5	9,5	39	16	10,5	3	42
638-0204K	G1/8	OD6	14	5,5	28,5	9,5	42	16	11,5	4	45
638-0206K	G1/8	OD8 (5/16")	14	5,5	28,5	9,5	48	16	14,5	5,2	53
638-0243K	G1/8	OD4,3	14	5,5	28,5	9,5	36,4	16	9	3	41
638-0402K	G1/4	OD4 (5/32")	17	7,5	30,5	9,5	40	20	8,5	2	58
638-0403K	G1/4	OD5	17	7,5	30,5	9,5	43	20	10,5	3	60
638-0404K	G1/4	OD6	17	7,5	30,5	9,5	46	20	11,5	4	63
638-0406K	G1/4	OD8 (5/16")	17	7,5	30,5	9,5	52	20	14,5	6	71
638-0408K	G1/4	OD10	17	7,5	30,5	9,5	57	20	16,5	7,2	75
638-0443K	G1/4	OD4,3	17	7,5	30,5	9,5	40	20	9	3	58
638-0604K	G3/8	OD6	22	7,5	31,5	9,5	50	22	11,5	4	80
638-0606K	G3/8	OD8 (5/16")	22	7,5	31,5	9,5	56	22	14,5	6	89
638-0608K	G3/8	OD10	22	7,5	31,5	9,5	61	22	16,5	8	94
638-0804K	G1/2	OD6	27	9	33,5	9,5	54	29	11,5	4	122
638-0806K	G1/2	OD8 (5/16")	27	9	33,5	9,5	60	29	14,5	6	130
638-0808K	G1/2	OD10	27	9	33,5	9,5	67	29	16,5	8	136

14

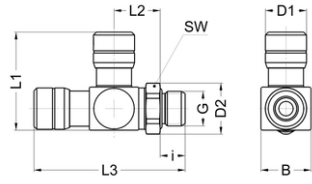
Double swivel joint

- M5 thread
- PVC seal rings
- Seals in connectors NBR
- Ring connection brass nickel-plated
- Banjo bolt galvanized steel
- Temperature range 14 to 158 °F (-10 to +70 °C)
- Working pressure range -14 to 232 psi (-0.95 to 16 bar)



Part no.	G	for tube	SW	i	L1	L2	L3	B	D1	NW	g/piece
639-5002K	M5	OD4 (5/32")	8	3,5	17	5,2	33	8,5	8,5	1,8	11
639-5043K	M5	OD4,3	8	3,5	17	5,2	33	8,5	9	1,8	11
639-5003K	M5	OD5	8	4	19	6	36	10	10,5	1,8	16
639-5004K	M5	OD6	8	4,5	20,5	6,5	39	11	11,5	1,8	20

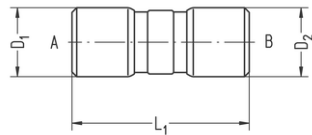
L screw-in connector | swiveling



- Whitworth pipe thread
- Chambered O-ring
- Seals NBR
- Material brass nickel-plated
- Temperature range -4 to 176 °F (-20 to +80 °C)
- Working pressure range -14 to 232 psi (-0.95 to 16 bar)
- Not designed for steady motion of the tube

Part no.	G	for tube	SW	i	L1	L2	L3	B	D1	D2	NW	g/piece
690-0204	G1/8	OD6	13	5,5	27	12,9	42,3	14	11,5	11,9	4	33
690-0206	G1/8	OD8 (5/16")	13	5,5	33	13,9	44,9	16	14,6	11,9	5,5	51
690-0406	G1/4	OD8 (5/16")	17	7,5	33	14,4	47,4	16	14,6	15,9	6,5	59
690-0408	G1/4	OD10	17	7,5	37,5	15,4	51,9	18	16,6	15,9	8	72

Double connector

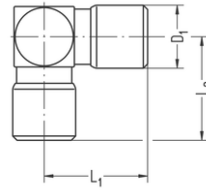


- Sealing NBR
- Material brass nickel-plated
- Temperature range -4 to 176 °F (-20 to +80 °C)
- Working pressure range -14 to 232 psi (-0.95 to 16 bar)

Part no.	for tube A	for tube B	L1	D1	D2	NW	g/piece
633-0202	OD4 (5/32")	OD4 (5/32")	26,5	8,6	8,6	3	6
633-4343	OD4,3	OD4,3	26,5	8,9	8,9	3,5	7
633-0303	OD5	OD5	29	10,4	10,4	3,5	10
633-0404	OD6	OD6	32,5	11,4	11,4	4,5	13
633-6363	OD1/4" (6,3)	OD1/4" (6,3)	32,5	11,75	11,75	4,5	14
633-0606	OD8 (5/16")	OD8 (5/16")	38,5	14,6	14,6	6,5	25
633-0808	OD10	OD10	44	16,6	16,6	8,5	33
633-9595	OD3/8" (9,5)	OD 3/8" (9,5)	44	16,1	16,1	8,5	31
633-0909	OD12	OD12	54	19,9	19,9	9,5	58
633-2727	OD1/2" (12,7)	OD1/2" (12,7)	55	20,6	20,6	9	62
633-1111	OD14	OD14	59	21,9	21,9	11	71
633-1212	OD16	OD16	66	24,9	24,9	12,5	93
633-1515	OD20	OD20	91,4	30,5	30,5	16,5	165
632-0206	OD4 (5/32")	OD8 (5/16")	33	8,6	14,6	3	18
632-0406	OD6	OD8 (5/16")	35,5	11,4	14,6	4,5	37
632-0408	OD6	OD10	38,5	11,4	16,6	4,5	26
632-6395	OD1/4" (6,3)	OD 3/8" (9,5)	38	11,75	16,1	4,5	24
632-6327	OD1/4" (6,3)	OD1/2" (12,7)	44,2	11,75	20,6	4,5	38
632-0608	OD8 (5/16")	OD10	41,5	14,6	16,6	6,5	30
632-0609	OD8 (5/16")	OD12	45,7	14,6	19,9	6,5	41
632-9527	OD3/8" (9,5)	OD1/2" (12,7)	49	16,1	20,6	8,5	47
632-0809	OD10	OD12	48	16,6	19,9	9	46
632-0811	OD10	OD14	51	16,6	21,9	8,5	48
632-0911	OD12	OD14	55,5	19,9	21,9	11	66
632-1112	OD14	OD16	62	21,9	24,9	11,5	88

Elbow connector

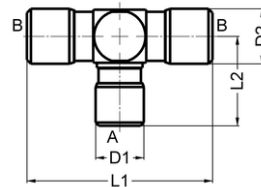
- Sealing NBR
- Material brass nickel-plated
- Temperature range -4 to 176 °F (-20 to +80 °C)
- Working pressure range -14 to 232 psi (-0.95 to 16 bar)



Part no.	for tube A	for tube B	SW	L1	L2	D1	D2	NW	g/piece
677-0200	OD4 (5/32")	OD4 (5/32")		16,7	16	8,6	8,6	3	10
677-0300	OD5	OD5		18	18	10,4	10,4	3,5	15
677-0400	OD6	OD6		20	20	11,4	11,4	4,5	19
677-0600	OD8 (5/16")	OD8 (5/16")		24,5	24,5	14,6	14,6	6,5	37
677-0800	OD10	OD10		28	28	16,6	16,6	8,5	50
677-0900	OD12	OD12		34	33,5	19,9	19,9	9	81
677-1100	OD14	OD14		38	37,5	21,9	21,9	11	113
677-1200	OD16	OD16		42,3	42,4	24,9	24,9	12,5	146
677-1204	OD16	OD6		42,3	28,5	24,9	11,4	5	123
677-1500	OD20	OD20		56,2	63,2	30,5	30,5	15	299
677-2700	OD1/2" (12,7)	OD1/2" (12,7)		34,9	38	20,6	20,6	9	89
677-4300	OD4,3	OD4,3		16,7	16	8,9	8,9	3	10
677-6300	OD1/4" (6,3)	OD1/4" (6,3)		20	20	11,75	11,75	4,5	19
677-9500	OD3/8" (9,5)	OD 3/8" (9,5)		28	28	16,1	16,1	8,4	49

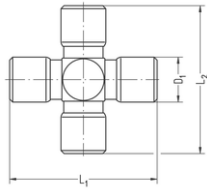
T-connector

- Sealing NBR
- Material brass nickel-plated
- Temperature range -4 to 176 °F (-20 to +80 °C)
- Working pressure range -14 to 232 psi (-0.95 to 16 bar)



Part no.	for tube A	for tube B	L1	L2	D1	D2	NW	g/piece
678-0908	OD12	OD10	61,6	37	19,9	16,6	8,5	110
678-0200	OD4 (5/32")	OD4 (5/32")	33,4	16	8,6	8,6	3	12
678-4300	OD4,3	OD4,3	33,4	16	8,9	8,9	3	13
678-0300	OD5	OD5	36	18	10,4	10,4	3,5	18
678-0400	OD6	OD6	40	20	11,4	11,4	4,5	24
678-6300	OD1/4" (6,3)	OD1/4" (6,3)	40	20	11,8	11,8	4,5	24
678-0600	OD8 (5/16")	OD8 (5/16")	49	24,5	14,6	14,6	6,3	47
678-9500	OD3/8" (9,5)	OD 3/8" (9,5)	56	28	16,1	16,1	8,4	61
678-0800	OD10	OD10	56	28	16,6	16,6	8,4	62
678-0900	OD12	OD12	68	34	19,9	19,9	9	105
678-2700	OD1/2" (12,7)	OD1/2" (12,7)	70,4	38	20,6	20,6	9	114
678-1100	OD14	OD14	76	37,5	21,9	21,9	11	140
678-1200	OD16	OD16	84,5	42,4	24,9	24,9	12,5	187
678-1500	OD20	OD20	112,4	63,2	30,5	30,5	14,7	378
678-0206	OD4 (5/32")	OD8 (5/16")	45	18,5	8,6	14,6	3,1	38
678-0406	OD6	OD8 (5/16")	49	23	11,4	14,6	5,2	43
678-0409	OD6	OD12	61	24,5	11,4	19,9	5,2	92
678-0608	OD8 (5/16")	OD10	56	27	14,6	16,6	6,4	61
678-0609	OD8 (5/16")	OD12	68	29	14,6	19,9	6,3	95
678-0806	OD10	OD8 (5/16")	50,4	28	16,6	14,6	6,5	56
678-1108	OD14	OD10	61,6	37,5	21,9	16,6	8,5	112

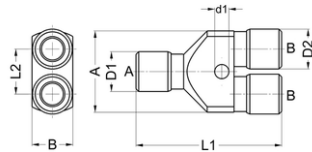
4-way connector



- Sealing NBR
- Material brass nickel-plated
- Temperature range -4 to 176 °F (-20 to +80 °C)
- Working pressure range -14 to 232 psi (-0.95 to 16 bar)

Part no.	for tube	L1	L2	D1	NW	g/piece
679-0200	OD4 (5/32")	33,4	32	8,5	2	15
679-4300	OD4,3	33,4	32	9	3	15
679-0300	OD5	36	36	10,5	3	22
679-0400	OD6	40	40	11,5	4	29
679-6300	OD 1/4" (6,3)	40	40	11,8	4	30
679-0600	OD8 (5/16")	49	49	14,5	6	57
679-0800	OD10	56	56	16,5	8	62
679-0900	OD12	69	68	20	9	136
679-1100	OD14	76	75	22	11	164
679-1200	OD16	84,5	85	25	12	222

Y-connector

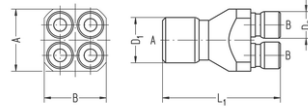


- Base element Aluminum black anodized
- Connections brass nickel-plated
- Sealing NBR
- Temperature range: -20 to +80 °C (-4 to 176 °F)
- Working pressure range: -0.95 to 16 bar (-14 to 232 psi)

Part no.	for tube A	for tube B	L1	L2	D1	D2	A	B	d1	NW	g/piece
675-0202	OD4 (5/32")	OD4 (5/32")	34	11	8,6	8,6	19,9	11	3,2	3	13
675-4302	OD4,3	OD4 (5/32")	34	11	8,9	8,6	19,9	11	3,2	3	13
675-4343	OD4,3	OD4,3	34	11	8,9	8,9	19,9	11	3,2	3	14
675-0402	OD6	OD4 (5/32")	37,5	11	11,4	8,6	19,9	12	3,2	3	29
675-0404	OD6	OD6	43	13,2	11,4	11,4	24,8	12	4,2	4	25
675-0443	OD6	OD4,3	37,5	11	11,4	8,9	19,9	12	3,2	3	29
675-6363	OD1/4" (6,3)	OD1/4" (6,3)	43	13,2	11,8	11,8	24,8	12	4,2	4	25
675-0604	OD8 (5/16")	OD6	46	13,2	14,6	11,4	24,8	15	4,2	4	57
675-0606	OD8 (5/16")	OD8 (5/16")	53,5	16,5	14,6	14,6	29,8	15	5,2	6	48
675-9595	OD3/8" (9,5)	OD 3/8" (9,5)	60,5	19	16,1	16,1	34,8	17	5,2	8	62
675-0806	OD10	OD8 (5/16")	55	16,5	16,6	14,6	29,8	17	5,2	6	44
675-0808	OD10	OD10	60,5	19	16,6	16,6	34,8	17	5,2	8	64
675-0909	OD12	OD12	72	21,8	19,9	19,9	39,8	21	5,2	9	111
675-0906	OD12	OD8 (5/16")	59,5	16,5	19,9	14,6	29,8	21	5,2	6	68
675-0908	OD12	OD10	64	19	19,9	16,6	34,8	21	5,2	8	66
675-2727	OD1/2" (12,7)	OD1/2" (12,7)	81	21,8	20,6	20,6	39,8	21	5,2	9	131
675-1108	OD14	OD10	65,5	18,4	21,9	16,6	34,8	23	5,2	8	72
675-1109	OD14	OD12	73	21,8	21,9	19,9	39,8	23	5,2	9	117
675-1111	OD14	OD14	79	23,8	21,9	21,9	44,8	23	5,2	11	112
675-1212	OD16	OD16	87,8	27	24,9	24,9	49,8	25,5	5,2	12	185

Y-connector | double

- Sealing NBR
- Base element Al black anodized
- Connections brass nickel-plated
- Temperature range -4 to 176 °F (-20 to +80 °C)
- Working pressure range -14 to 232 psi (-0.95 to 16 bar)

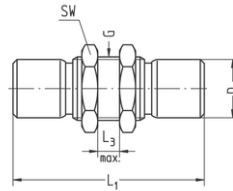


Part no.	for tube A	for tube B	L1	D1	D2	A	B	NW	g/piece
676-0602	OD8 (5/16")	OD4 (5/32")	44	14,5	8,5	20	20	2	33
676-0643	OD8 (5/16")	OD4,3	44	14,5	9	20	20	3	33
676-0804	OD10	OD6	54,5	16,5	11,5	25	25	4	49
676-0906	OD12	OD8 (5/16")	62,5	20	14,5	30	30	6	23

14

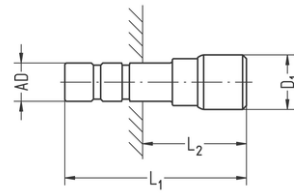
Bulkhead connector

- Material: brass nickel-plated
- Sealing NBR
- Temperature range: -20 to +80 °C (-4 to 176 °F)
- Working pressure range: -0.95 to 16 bar (-14 to 232 psi)



Part no.	for tube	G	SW	L1	L3 max.	D1	NW	g/piece
680-0202	OD4 (5/32")	M12x1	14	34	6	8,6	3	25
680-4343	OD4,3	M12x1	14	34	6	8,9	3,5	20
680-0303	OD5	M12x1	14	37	6	10,4	3,5	22
680-0404	OD6	M14x1	17	43	8	11,4	4,5	37
680-6363	OD 1/4" (6,3)	M14x1	17	43	8	11,8	4,5	37
680-0606	OD8 (5/16")	M16x1	19	49	8	14,6	6,5	52
680-9595	OD 3/8" (9,5)	M18x1	22	56	10	16,1	8,5	71
680-0808	OD10	M18x1	22	56	10	16,6	8,5	70
680-0909	OD12	M22x1	27	63	12	19,9	9,5	117
680-2727	OD 1/2" (12,7)	M24x1	30	65	12	20,6	9,5	140
680-1111	OD14	M24x1	30	66	12	21,9	11	137
680-1212	OD16	M28x1	32	72	12	24,9	13	172
680-1515	OD20	M34x1	41	102	15	30,5	16,5	333

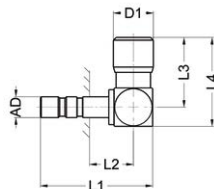
Reducing plug



- Sealing NBR
- Material brass nickel-plated
- Temperature range -4 to 176 °F (-20 to +80 °C)
- Working pressure range -14 to 232 psi (-0.95 to 16 bar)
- Fits all connections in the programs 14, 15 and 15A in the respective size

Part no.	plug AD	for tube	L1	L2	D1	NW	g/piece
621-0204	4	OD6	34	21	11,4	2,4	8
621-0402	6	OD4 (5/32")	31,5	16	8,6	3	5
621-0443	6	OD4,3	31,5	15,5	8,9	3,5	6
621-0403	6	OD5	34,5	19	10,5	3	7
621-0463	6	OD 1/4" (6,3)	37	21,5	11,8	4	9
621-6304	1/4" (6,3)	OD6	37	21,5	11,4	4	10
621-0602	8	OD4 (5/32")	34,5	15,5	8,6	3	8
621-0603	8	OD5	35,5	17	10,5	3	9
621-0604	8	OD6	38,5	20	11,4	4,5	10
621-0643	8	OD4,3	34	15,5	9	3	7
621-9563	3/8" (9,5)	OD 1/4" (6,3)	43	21,5	11,8	4,5	13
621-9508	3/8" (9,5)	OD10	49	27,5	16,6	7,5	22
621-0804	10	OD6	40	18,5	11,5	4	13
621-0806	10	OD8 (5/16")	43	24	14,6	6,5	17
621-0895	10	OD 3/8" (9,5)	49	27,5	16,1	8	22
621-0809	10	OD12	54,7	33	19,9	8	36
621-0811	10	OD14	57,3	35,5	21,9	8	42
621-0904	12	OD6	47	-	11,4	4,5	20
621-0906	12	OD8 (5/16")	47,5	22	14,6	6,5	22
621-0908	12	OD10	51	-	16,6	8	25
621-0927	12	OD 1/2" (12,7)	60	34	20,6	9	45
621-2709	1/2" (12,7)	OD12	59	33	19,9	9,5	44
621-1106	14	OD8 (5/16")	52,5	24	14,6	6,5	33
621-1108	14	OD10	56	23,5	16,6	8	32
621-1109	14	OD12	58	29,8	19,9	9,5	46
621-1209	16	OD12	60	-	19,9	9,5	57
621-1211	16	OD5	64	32	21,9	12	59
621-1512	20	OD16	76	-	24,9	13,5	93

Elbow plug

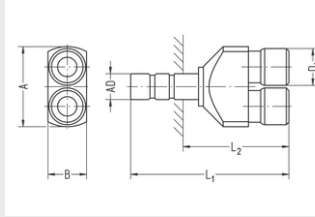


- Sealing NBR
- Material brass nickel-plated
- Temperature range -4 to 176 °F (-20 to +80 °C)
- Working pressure range -14 to 232 psi (-0.95 to 16 bar)
- Fits all connections in the programs 14, 15 and 15A in the respective size

Part no.	plug AD	for tube	L1	L2	L3	L4	D1	NW	g/piece
641-0202	4	OD4 (5/32")	27,5	10	16,7	21,2	8,6	2,5	9
641-0404	6	OD6	32	11	20	25,5	11,4	4	17
641-0606	8	OD8 (5/16")	38	12,5	24,5	31,5	14,6	6,2	31
641-0808	10	OD10	43,5	14	28	36	16,6	7,8	44
641-0909	12	OD12	51,5	16,5	34	43	19,9	9	72
641-1111	14	OD14	57,5	18	38	49	21,9	11	101
641-1212	16	OD16	61,5	20	42,4	54,4	24,9	12,3	135

Y-plug

- Sealing NBR
- Base element Al black anodized
- Connections brass nickel-plated
- Temperature range -4 to 176 °F (-20 to +80 °C)
- Working pressure range -14 to 232 psi (-0.95 to 16 bar)
- Fits all connections in the programs 14, 15 and 15A in the respective size

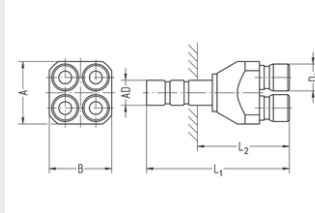


Part no.	plug AD	for tube	L1	L2	D1	A	B	NW	g/piece
619-0202	4	OD4 (5/32")	42	29	8,5	20	10	2,5	12
619-0243	4	OD4,3	42	29	9	20	10	2,5	13
619-0402	6	OD4 (5/32")	44,5	29	8,5	20	10	2	13
619-0404	6	OD6	49,5	34	11,5	25	12	4	22
619-0443	6	OD4,3	44,5	29	9	20	10	3	13
619-0604	8	OD6	52,5	34	11,5	25	12	4	26
619-0606	8	OD8 (5/16")	60	41,5	14,5	30	15	6	42
619-0806	10	OD8 (5/16")	62,5	41	14,5	30	17	6	46
619-0808	10	OD10	68	46,5	16,5	35	17	7,8	44
619-0906	12	OD8 (5/16")	68	42	14,5	30	21	6	58
619-0908	12	OD10	72,5	51	16,5	35	21	8	57
619-0909	12	OD12	80,5	54,5	20	42	21	9	101
619-1108	14	OD10	74,5	46	16,5	35	23	8	61
619-1109	14	OD12	82	53,5	20	42	23	9	105
619-1111	14	OD14	88	59,5	22	46	23	11	124

14

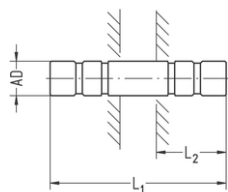
Y-plug | double

- Sealing NBR
- Base element Al black anodized
- Connections brass nickel-plated
- Temperature range -4 to 176 °F (-20 to +80 °C)
- Working pressure range -14 to 232 psi (-0.95 to 16 bar)
- Fits all connections in the programs 14, 15 and 15A in the respective size



Part no.	plug AD	for tube	L1	L2	D1	A	B	NW	g/piece
620-0402	6	OD4 (5/32")	47,5	30,5	8,5	20	20	2	27
620-0443	6	OD4,3	47,5	30,5	9	20	20	3	27
620-0602	8	OD4 (5/32")	50,5	30,5	8,5	20	20	2	27
620-0643	8	OD4,3	50,5	30,5	9	20	20	3	27

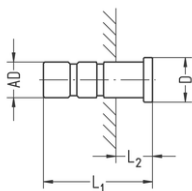
Double plug



- Material brass nickel-plated
- Temperature range -4 to 248 °F (-20 to +120 °C)
- Working pressure range -14 to 232 psi (-0.95 to 16 bar)
- Fits all connections in the programs 14, 15 and 15A in the respective size

Part no.	plug AD	L1	L2	NW	g/piece
622-0202	4	30	12	2	2
622-4343	4,3	30	12	3	2
622-0303	5	35	13,5	3	4
622-0404	6	36	15	4	5
622-0606	8	41	18	6	7
622-0808	10	47	20,5	8	11
622-0909	12	60	26	10	17
622-1111	14	64	28,5	12	22

Closure plug

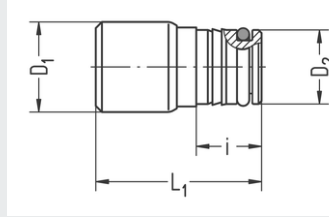


- Material: brass nickel-plated
- Temperature range: -20 to +120 °C (4 to 248 °F)
- Working pressure range: -0.95 to 24 bar (-14 to 348 psi)
- Fits to all connections from the programs 14, 14A and 15 in the respective size as well as for all MULTILINE couplings

Part no.	plug AD	L1	L2	D	g/piece
623-1800	3	18,5	7	6	1
623-0200	4	19	7	5,5	2
623-4300	4,3	19	7	5,5	2
623-0300	5	21	7,5	6,8	4
623-0400	6	21,5	6,5	7,8	5
623-6300	1/4" (6,3)	21,5	6,5	8	6
623-0600	8	24,5	6,5	9,8	11
623-9500	3/8" (9,5)	28	7,5	11,3	17
623-0800	10	28	7,5	11,8	19
623-0900	12	33	7	13,8	32
623-2700	1/2" (12,7)	33	7	14,5	36
623-1100	14	36	7,5	15,8	30
623-1200	16	38	7,5	17,8	38
623-1500	20	52	-	21,8	69

Force-fitting connector

- Sealing NBR
- Material brass
- Temperature range -4 to 176 °F (-20 to +80 °C)
- Working pressure range -14 to 232 psi (-0.95 to 16 bar)



Part no.	for tube	i	L1	D1	D2	NW	g/piece
612-0002	OD4 (5/32")	7	18,5	8,6	6	2,5	4
612-0902	OD4 (5/32")	8,5	21	8,6	9	4,5	7
612-0004	OD6	8,5	23	11,4	9	4,5	8
612-0006	OD8 (5/16")	10,5	27,5	14,6	12	6,5	16
612-0008	OD10	12	31,5	16,6	14	8,2	22
612-0009	OD12	14,5	38,5	19,9	17	9,5	40
612-0011	OD14	16	41	22	19	11	48

Mounting hole | Mounting mandrel

Part no.	for tube	D1 -0,05	D2 -0,05	L1 ±0.1	L2 ±0.1	d1 H8	d2 +0.2	d3 min.	t1 +0.5	t2 +0.2	t3 max
612-0002	OD4 (5/32")	3,8	4,05	10,5	15	6	6,5	9	7	0,4	5
612-0004	OD6	5,8	6,05	13	18,5	9	9,5	12	8,5	0,4	6,5
612-0006	OD8 (5/16")	7,8	8,05	15	21,5	12	12,5	15,2	10,5	0,4	7,5
612-0008	OD10	9,8	10,05	17,5	24	14	14,5	17,2	12	0,4	8,5
612-0009	OD12	11,8	12,05	22	29	17	17,6	20,6	14,5	0,5	12
612-0011	OD14	13,8	14,05	24,5	31	19	19,6	22,6	16	0,5	12
612-0902	OD4 (5/32")	3,8	4,05	10,5	15	9	9,5	10	8,5	0,4	6

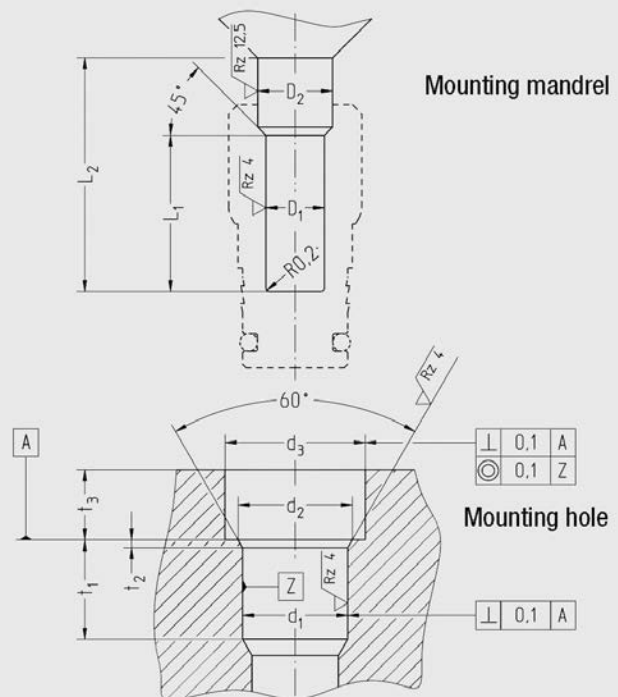
Assembly instructions

1. Align mandrel and insertion bore (max. allowable misalignment 0.15 mm)
2. Slightly grease O-ring on force-fitting shaft
3. Mount force-fitting connector onto mandrel
4. Impress force-fitting adapter up to limit stop (max. force-fitting speed 50 mm / second)

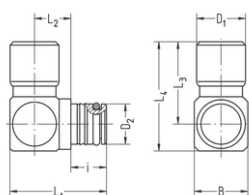
Note

Force-fitting connectors may only be impressed with the help of mandrels displayed and dimensioned in the table.

For an effective test of production models that are equipped with force-fitting connectors, the required test air may be applied via special steel plugs. Please ask for the necessary drawing if interested.



Elbow force-fitting connector | swiveling



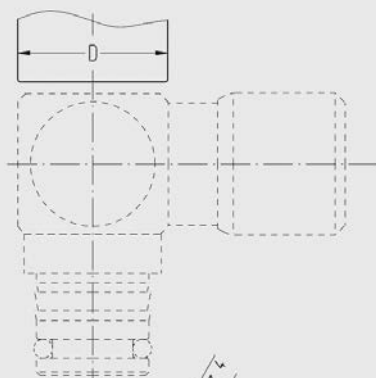
- Sealing NBR
- Material brass
- Temperature range -4 to 176 °F (-20 to +80 °C)
- Working pressure range -14 to 232 psi (-0.95 to 16 bar)
- Not designed for steady motion of the tube

Part no.	for tube	i	L1	L2	L3	L4	B	D1	D2	NW	g/piece
607-0002	OD4 (5/32")	7	17,8	6,5	16,5	20,5	8,5	8,6	6	2,2	8
607-0902	OD4 (5/32")	8,5	20,3	7,5	16,5	20,5	8,5	8,6	9	2,2	11
607-0004	OD6	8,5	22,8	8,7	20,7	26,7	12	11,4	9	4	19
607-0006	OD8 (5/16")	10,5	28,7	10,9	25	33	16	14,6	12	6	39
607-0008	OD10	12	32,7	12,4	29	38	18	16,6	14	8	53
607-0009	OD12	14,5	38	14	35,5	46	21	19,9	17	9	88
607-0011	OD14	16	42	15	39	51	24	21,9	19	11	120
607-0018	OD3	7	17,8	6,5	15	19	8,5	6,8	6	2	7

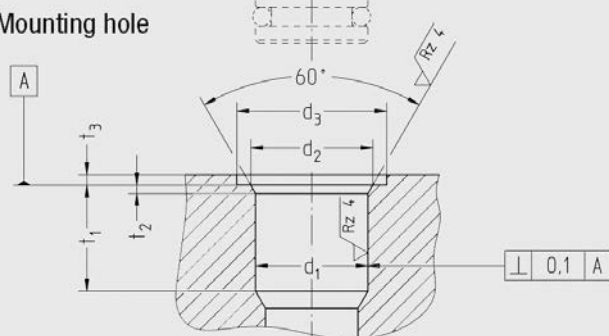
Mounting hole | extrusion die

Part no.	for tube	D +0.5	d1 H8	d2 +0.2	d3 min.	t1 +0.5	t2 +0.2	t3 +0.2
607-0002	OD4 (5/32")	8,5	6	6,5	8	7	0,4	0,3
607-0902	OD4 (5/32")	8,5	9	9,5	12	8,5	0,4	0,3
607-0004	OD6	12	9	9,5	12	8,5	0,4	0,3
607-0006	OD8 (5/16")	16	12	12,5	16	10,5	0,4	0,3
607-0008	OD10	18	14	14,5	18	12	0,4	0,3
607-0009	OD12	21	17	17,6	21	14,5	0,5	0,3
607-0011	OD14	23	19	19,6	23	16	0,5	0,3
607-0018	OD3	8,5	6	6,5	8	7		0,3

Extrusion die



Mounting hole



Assembly instructions

1. Align heading tool and insertion bore (max. allowable misalignment 0.3mm)
2. Slightly grease O-ring on force-fitting shaft
3. Impress force-fitting connector into insertion bore beyond O-ring
4. Impress force-fitting adapter up to limit stop (max. force-fitting speed 50 mm / second)

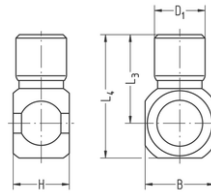
Note

The mandatory heading tool diameter must not be undercut when impressing angled force-fitting connectors!

For an effective test of production models that are equipped with force-fitting connectors, the required test air may be applied via special steel plugs. Please ask for the necessary drawing if interested.

Ring connection

- For banjo bolt with Whitworth pipe thread
- Sealing NBR
- Material brass nickel-plated
- Temperature range -4 to 176 °F (-20 to +80 °C)
- Working pressure range -14 to 232 psi (-0.95 to 16 bar)

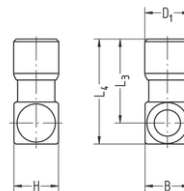


Part no.	for banjo bolt	for tube	H	L3	L4	B	D1	NW	g/piece
634-02021	G1/8	OD4 (5/32")	14,5	18,2	26,2	16	8,5	2	21
634-02031	G1/8	OD5	14,5	19,5	27,5	16	10,5	3	22
634-02041	G1/8	OD6	14,5	21	29	16	11,5	4	23
634-02061	G1/8	OD8 (5/16")	14,5	24	32	16	14,5	6	28
634-02431	G1/8	OD4,3	14,5	18,2	26,2	16	9	3	21
634-04021	G1/4	OD4 (5/32")	14,5	20	30	20	8,5	2	28
634-04031	G1/4	OD5	14,5	21,5	31,5	20	10,5	3	29
634-04041	G1/4	OD6	14,5	23	33	20	11,5	4	31
634-04061	G1/4	OD8 (5/16")	14,5	26	36	20	14,5	6	35
634-04081	G1/4	OD10	14,5	28,5	38,5	20	16,5	8	37
634-04431	G1/4	OD4,3	14,5	20	30	20	9	3	28
634-06021	G3/8	OD4 (5/32")	14,5	23	33	22	8,5	3	29
634-06041	G3/8	OD6	14,5	25	36	22	11,5	4	29
634-06061	G3/8	OD8 (5/16")	14,5	28	39	22	14,5	6	34
634-06081	G3/8	OD10	14,5	30,5	41,5	22	16,5	8	37
634-08041	G1/2	OD6	14,5	27	41,5	29	11,5	4	47
634-08061	G1/2	OD8 (5/16")	14,5	30	44,5	29	14,5	6	51
634-08081	G1/2	OD10	14,5	33,5	48	29	16,5	8	54

14

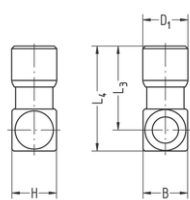
Ring connection

- For banjo bolt with thread M5
- Sealing NBR
- Material brass nickel-plated
- Temperature range -4 to 176 °F (-20 to +80 °C)
- Working pressure range -14 to 232 psi (-0.95 to 16 bar)



Part no.	for banjo bolt	for tube	H	L3	L4	B	D1	NW	g/piece
635-50021	M5	OD4 (5/32")	8,5	16,5	20,5	8,5	8,5	2	6
635-50031	M5	OD5	10	18	22,5	10	10,5	3	9
635-50041	M5	OD6	11	19,5	24	11	11,5	4	12
635-50431	M5	OD4,3	8,5	16,5	20,5	8,5	9	3	6

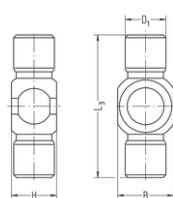
Single banjo | throttle



- For banjo bolt with thread M5
- Sealing NBR
- Material brass nickel-plated
- Temperature range -4 to 176 °F (-20 to +80 °C)
- Working pressure range -14 to 232 psi (-0.95 to 16 bar)

Part no.	for banjo bolt	for tube	H	L3	L4	B	D1	NW	g/piece
635-50021-1	M5 (for throttle)	OD4 (5/32")	8,5	16,5	20,5	8,5	8,5	1,8	5
635-50031-1	M5 (for throttle)	OD5	10	18	22,5	10	10,5	1,8	9
635-50041-1	M5 (for throttle)	OD6	11	19,5	24	11	11,5	1,8	11
635-50431-1	M5 (for throttle)	OD4,3	8,5	16,5	20,5	8,5	9	1,8	5

Double banjo

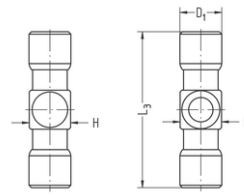


- For banjo bolt with Whitworth pipe thread
- Sealing NBR
- Material brass nickel-plated
- Temperature range -4 to 176 °F (-20 to +80 °C)
- Working pressure range -14 to 232 psi (-0.95 to 16 bar)

Part no.	for banjo bolt	for tube	H	L3	B	D1	NW	g/piece
638-02021	G1/8	OD4 (5/32")	14,5	36,4	16	8,5	2	23
638-02031	G1/8	OD5	14,5	39	16	10,5	3	25
638-02041	G1/8	OD6	14,5	42	16	11,5	4	29
638-02061	G1/8	OD8 (5/16")	14,5	48	16	14,5	6	36
638-02431	G1/8	OD4,3	14,5	36,4	16	9	3	23
638-04021	G1/4	OD4 (5/32")	14,5	40	20	8,5	2	30
638-04031	G1/4	OD5	14,5	43	20	10,5	3	32
638-04041	G1/4	OD6	14,5	46	20	11,5	4	35
638-04061	G1/4	OD8 (5/16")	14,5	52	20	14,5	6	43
638-04081	G1/4	OD10	14,5	57	20	16,5	8	48
638-04431	G1/4	OD4,3	14,5	40	20	9	3	32
638-06041	G3/8	OD6	14,5	50	22	11,5	4	34
638-06061	G3/8	OD8 (5/16")	14,5	56	22	14,5	6	43
638-06081	G3/8	OD10	14,5	61	22	16,5	8	49
638-08041	G1/2	OD6	14,5	54	29	11,5	4	51
638-08061	G1/2	OD8 (5/16")	14,5	60	29	14,5	6	59
638-08081	G1/2	OD10	14,5	67	29	16,5	8	65

Double banjo

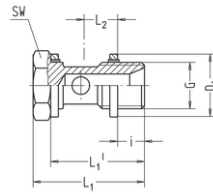
- For banjo bolt with thread M5
- Sealing NBR
- Material brass nickel-plated
- Temperature range -4 to 176 °F (-20 to +80 °C)
- Working pressure range -14 to 232 psi (-0.95 to 16 bar)



Part no.	for banjo bolt	for tube	H	L3	B	D1	NW	g/piece
639-50021	M5	OD4 (5/32")	8,5	33	8,5	8,5	1,8	8
639-50031	M5	OD5	10	36	10	10,5	1,8	13
639-50041	M5	OD6	11	39	11	11,5	1,8	17
639-50431	M5	OD4,3	8,5	33	8,5	9	1,8	8

Banjo bolt | short model

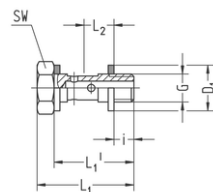
- For 1 banjo fitting
- Whitworth pipe thread
- VS seal rings
- Material brass nickel-plated
- Temperature range -4 to 158 °F (-20 to +70 °C)
- Working pressure range -14 to 217 psi (-0.95 to 15 bar)
- Fits banjo fitting with H = 14.5



Part no.	G	SW	i	L1	L1'	L2	D1	NW	g/piece
634-0200K	G1/8	14	5,5	28,5	24,5	9,5	14,7	5,2	17
634-0400K	G1/4	17	7,5	30,5	26,5	9,5	17,7	7	28
634-0600K	G3/8	22	7,5	31,5	26,5	9,5	21,8	9,2	46
634-0800K	G1/2	27	9	33,5	28	9,5	26,3	11,8	71
635-5400K	M10x1	14	5,5	28,5	24,5	10,4	14,7	5,2	18

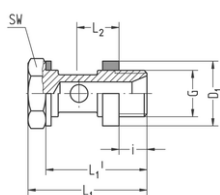
Banjo bolt, short model

- For 1 banjo fitting
- M5 thread
- PVC seal rings
- Material galvanized steel
- Temperature range 14 to 158 °F (-10 to +70 °C)
- Working pressure range -14 to 217 psi (-0.95 to 15 bar)



Part no.	G	fits banjo with H	SW	i	L1	L1'	L2	D1	NW	g/piece
35-5010K	M5	10	8	4	19	16	6	7,5	2,4	3
35-5000K	M5	8,5 and 9	8	3,5 (3)	17	14	5,2 (5,5)	7,5	2,4	3
635-5000K	M5	11	8	4,5	20,5	17,5	6,5	7,5	2,4	3

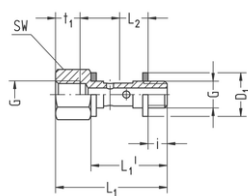
Banjo bolt



- For 1 banjo fitting
- Whitworth pipe thread
- Plastic seal rings
- Material brass nickel-plated
- Temperature range 14 to 158 °F (-10 to +70 °C)
- Working pressure range -14 to 217 psi (-0.95 to 15 bar)
- Fits banjo fitting with H = 14.5

Part no.	G	SW	i	L1	L1'	L2	D1	NW	g/piece
634-0200	G1/8	14	6	30,5	26,5	11,8	14,9	5,2	16
634-0400	G1/4	17	8	32,5	28,5	11,8	18,9	7,2	27
634-0600	G3/8	22	8	33,5	28,5	11,8	22,9	9,2	46
634-0800	G1/2	27	10	36	30,5	11,8	26,9	11,8	74

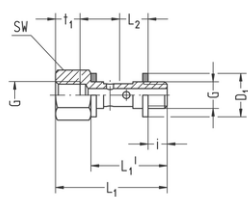
Banjo bolt | short model



- For 1 banjo fitting
- Whitworth pipe thread
- VS seal rings
- Material brass nickel-plated
- Temperature range -4 to 158 °F (-20 to +70 °C)
- Working pressure range -14 to 217 psi (-0.95 to 15 bar)
- Fits banjo fitting with H = 14.5

Part no.	G	SW	i	L1	L1'	L2	D1	t1	NW	g/piece
648-0200K	G1/8	14	5,5	34	24,5	9,5	14,7	6,5	5,2	20
648-0400K	G1/4	17	7,5	38,5	26,5	9,5	17,7	9	7,2	33
648-0600K	G3/8	22	7,5	39,5	26,5	9,5	21,8	9	9,2	55
648-0800K	G1/2	27	9	44	28	9,5	26,3	11	11,8	90

Banjo bolt with female thread | short model



- Short design for 1 banjo fitting
- M5 thread
- PVC seal rings
- Material galvanized steel
- Temperature range 14 to 158 °F (-10 to +70 °C)
- Working pressure range -14 to 217 psi (-0.95 to 15 bar)
- Fits banjo fitting with H = 8.5

Part no.	G	SW	i	L1	L1'	L2	D1	t1	NW	g/piece
239-5000K	M5	8	3,5 (3)	20,5	14	5,2 (5,5)	7,5	4,5	2,4	3

Color coding

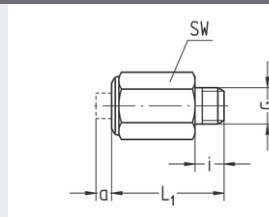
- Material: aluminum anodized
- Fits to all Eisele plug connectors



Part no.	for tube	Color	g/piece
SA1394-1102	OD4	red	1
SA1394-1104	OD6	red	1
SA1394-1106	OD8	red	1
SA1394-1108	OD10	red	1
SA1394-1109	OD12	red	1
SA1394-1111	OD14	red	1
SA1394-1112	OD16	red	1
SA1394-1202	OD4	green	1
SA1394-1204	OD6	green	1
SA1394-1206	OD8	green	1
SA1394-1208	OD10	green	1
SA1394-1209	OD12	green	1
SA1394-1211	OD14	green	1
SA1394-1212	OD16	green	1
SA1394-1302	OD4	blue	1
SA1394-1304	OD6	blue	1
SA1394-1306	OD8	blue	1
SA1394-1308	OD10	blue	1
SA1394-1309	OD12	blue	1
SA1394-1311	OD14	blue	1
SA1394-1312	OD16	blue	1

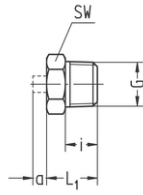
Pressure gauge

- M5 thread
- Material brass nickel-plated / plastic
- Allowable medium: Air
- Temperature range -15 to +70 °C
- Working pressure range 2 to 10 bar



Part no.	G	SW	i	L1	A	g/piece
491-5000	M5	8	4,5	17	3,5	4

Pressure gauge




- Material brass nickel-plated / plastic
- Whitworth pipe thread conical
- Temperature range -15 to +70 °C (5 to 158 °F)
- Working pressure range 2 to 10 bar (29 to 145 psi)
- Allowable medium: Air

Part no.	G	SW	i	L1	A	g/piece
492-0200	R1/8	11	7,4	11,4	1,5	7

Plug connectors with release sleeve and 2 seals

14A



Minimizing leakage

- High seal-tightness of connections e.g. for low-pressure hydraulics, central lubrication

Extended application possibilities

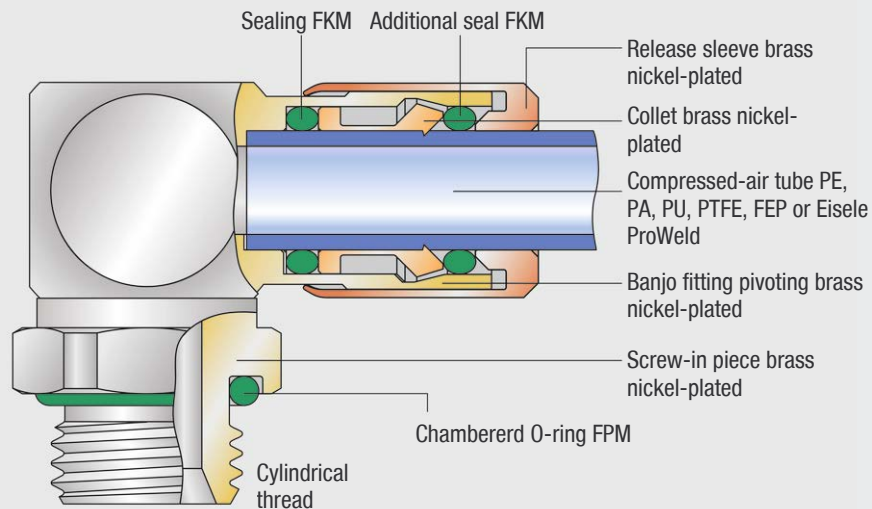
- Suitable for compressed air (up to 348 psi (24 bar)) and certain fluids, also for high pressures, depending on application and tube up to 1450 psi (100 bar)
- Also suitable for vacuum

Additional seal

- A second FPM seal ring in front of the holding clamp additionally protects from dirt entering
- In the sealing area no scratch marks on the tube outside diameter

Also suitable for vacuum applications.

Functional principle



The collet guarantees the secure clamp of the plugged in tube. The external release sleeve protects the connector of dirt and makes it possible to release the tube without any tools. Through the patented 2-sealing system the use of this plug-in technology is also possible in areas in which leakage is not allowed. E.g. micro dispensing technology.

Range of application

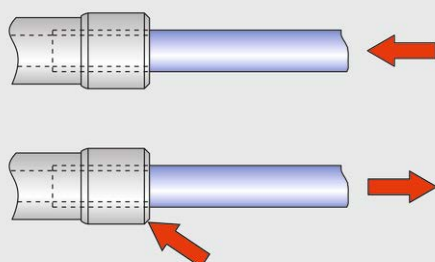
The connection system with a special technology, with additional seal and a wider pressure range. Very quick assembly and disassembly of compressed-air tubes made of PE (polyethylene), PA (polyamide), PU (polyurethane), ProWeld (PUR) and PTFE (Teflon) / FEP.

Service conditions

- Temperature range: -4 to 248 °F (-20 to +120 °C)
- Working pressure range: -14 to 348 psi (-0.95 to 24 bar)
- Allowable medium: Air
- Very quick assembly and disassembly of compressed-air tubes
- No tools necessary
- Frequent assembly and disassembly possible
- Full tube through-flow
- All male stud couplings sealed with chambered O-ring
- Very small connector sets even if conical threads are not used
- Connector casings made of brass, chemically nickel-plated, for higher surface resistance
- Wider pressure range
- Suitable for vacuum

Data provided apply depending on the compressed-air tubes used.

Handling



Assembly: Push release sleeve, push tube into the connector up to the limit stop

Disassembly: Push release sleeve, pull out tube

Threaded connectors

starting on page 120



Straight threaded connectors

page 120



Angled threaded connectors

page 123



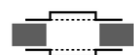
Threaded T-connectors

page 125

Plug connector

starting on page 126

14A



Double connectors

page 126



Elbow connectors

page 126



T-connectors

page 127



Cross connectors

page 127



Y-connectors

page 127

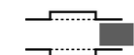


Bulkhead connectors

page 128

Plug

starting on page 128



Reducing plug

page 128



Elbow plug

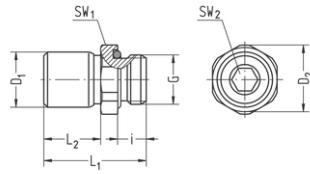
page 129



Y-plug

page 129

Screw-in connector

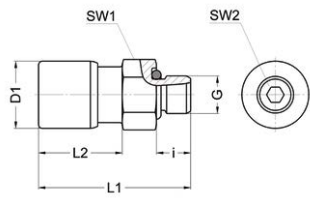


- Whitworth pipe thread
- Chambered O-ring
- FPM seals
- Material brass chemically nickel-plated
- Temperature range -4 to 248 °F (-20 to +120 °C)
- Working pressure range -14 to 348 psi (-0.95 to 24 bar)*

Part no.	G	for tube	SW1	SW2	i	L1	L2	D1	D2	NW	g/piece
VT1428-0202CNI	G1/8	OD4 (5/32")	13	3	5,5	19	9,5	8,8	14,2	2	9
VT1428-0204CNI	G1/8	OD6	13	5	5,5	24,5	15	11,6	14,2	4	12
VT1428-0206CNI	G1/8	OD8 (5/16")	14	5	5,5	29	19	14,8	15,2	5,1	19
VT1428-0402CNI	G1/4	OD4 (5/32")	17	3	7,5	21,5	9,5	8,8	18,5	2	17
VT1428-0404CNI	G1/4	OD6	17	5	7,5	23,5	11,5	11,6	18,5	4	18
VT1428-0406CNI	G1/4	OD8 (5/16")	17	6	7,5	27	15	14,8	18,5	6	22
VT1428-0408CNI	G1/4	OD10	17	8	7,5	34	22	16,8	18,5	8	27
VT1428-0409CNI	G1/4	OD12	20	8	7,5	38,5	23,5	20,1	21,8	9	41
VT1428-0604CNI	G3/8	OD6	20	5	7,5	24,5	11,5	11,6	21,8	4	28
VT1428-0606CNI	G3/8	OD8 (5/16")	20	6	7,5	28	15	14,8	21,8	6	31
VT1428-0608CNI	G3/8	OD10	20	8	7,5	30,5	17,5	16,8	21,8	8	33
VT1428-0609CNI	G3/8	OD12	20	9	7,5	36,5	23,5	20,1	21,8	9	41
VT1428-0804CNI	G1/2	OD6	24	5	9,5	27,5	11,5	11,6	26,2	4	52
VT1428-0806CNI	G1/2	OD8 (5/16")	24	6	9,5	30,5	15	14,8	26,2	6	44
VT1428-0808CNI	G1/2	OD10	24	8	9,5	33	17,5	16,8	26,2	8	53
VT1428-0809CNI	G1/2	OD12	24	9	9,5	36,5	21	20,1	26,2	9	42
VT1428-0812CNI	G1/2	OD16	24	12	9,5	49	32	25,1	26,2	12,5	78

* Depending on the tubes used, pressures up to 1450 psi (100 bar) are possible when working with fluids. Please enquire.

Screw-in connector



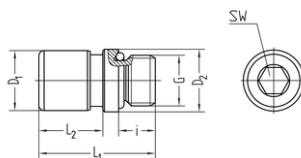
- Metric thread
- Chambered O-ring
- FPM seals
- Material brass chemically nickel-plated
- Temperature range -4 to 248 °F (-20 to +120 °C)
- Working pressure range -14 to 348 psi (-0.95 to 24 bar)*

Part no.	G	for tube	SW1	SW2	i	L1	L2	D1	NW	g/piece
VT1429-5002CNI	M5	OD4 (5/32")	8	2	4,5	20	11	8,8	2	5
VT1429-5004CNI	M5	OD6	11	2	4,5	24,5	14,5	11,6	2	10
VT1429-4802CNI	M7	OD4 (5/32")	10	3	5	20	10,5	8,8	2	6
VT1429-4804CNI	M7	OD6	11	3	5	24	14,5	11,6	3	10
VT1429-5202CNI	M8x1	OD4 (5/32")	11	3	5,5	18,5	9,5	8,8	2	6
VT1429-5204CNI	M8x1	OD6	11	3	5,5	24,5	14,5	11,6	3	10

* Depending on the tubes used, pressures up to 1450 psi (100 bar) are possible when working with fluids. Please enquire.

Screw-in connector

- Whitworth pipe thread
- With hexagon socket
- Chambered O-ring
- FPM seals
- Material brass chemically nickel-plated
- Temperature range -4 to 248 °F (-20 to +120 °C)
- Working pressure range -14 to 348 psi (-0.95 to 24 bar)*



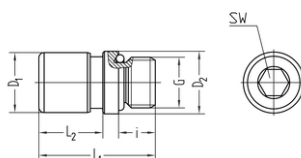
Part no.	G	for tube	SW	i	L1	L2	D1	D2	NW	g/piece
VT1462-0202CNI	G1/8	OD4 (5/32")	3	5,5	19	9,5	8,8	11,9	2	7
VT1462-0204CNI	G1/8	OD6	5	5,5	24,5	14,5	11,6	11,9	4	10
VT1462-0206CNI	G1/8	OD8 (5/16")	5	5,5	28,5	-	14,8	11,9	5,2	16
VT1462-0208CNI	G1/8	OD10	5	5,5	29,5	-	16,8	11,9	5,2	22
VT1462-0402CNI	G1/4	OD4 (5/32")	3	7,5	21,5	9,5	8,8	15,9	2	16
VT1462-0404CNI	G1/4	OD6	5	7,5	23,5	11,5	11,6	15,9	4	16
VT1462-0406CNI	G1/4	OD8 (5/16")	6	7,5	27	14	14,8	15,9	6	20
VT1462-0408CNI	G1/4	OD10	8	7,5	33,5	20	16,8	16,9	8	27
VT1462-0409CNI	G1/4	OD12	8	7,5	39	25,5	20,1	19,9	8,2	41
VT1462-0606CNI	G3/8	OD8 (5/16")	6	7,5	26,5	14	14,8	19,9	6	28
VT1462-0608CNI	G3/8	OD10	8	7,5	30,5	18	16,8	19,9	8	32
VT1462-0609CNI	G3/8	OD12	9	7,5	38,5	25,5	20,1	19,9	9	42
VT1462-0812CNI	G1/2	OD16	12	9,5	48,5	-	25,1	24	12,5	76

* Depending on the tubes used, pressures up to 1450 psi (100 bar) are possible when working with fluids. Please enquire.

14A

Screw-in connector

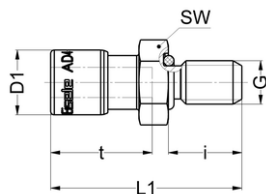
- Metric thread
- With hexagon socket
- Chambered O-ring
- FPM seals
- Material brass chemically nickel-plated
- Temperature range -4 to 248 °F (-20 to +120 °C)
- Working pressure range -14 to 348 psi (-0.95 to 24 bar)*



Part no.	G	for tube	SW	i	L1	L2	D1	D2	NW	g/piece
VT1463-5002CNI	M5	OD4 (5/32")	2,5	4,5	20	12	8,8	7,9	2	5
VT1463-5004CNI	M5	OD6	2,5	4,5	24,5	-	11,6	7,9	2,5	8
VT1463-4602CNI	M6	OD4 (5/32")	3	4,5	20	12	8,8	8,9	2	10
VT1463-4604CNI	M6	OD6	3	4,5	24,5	-	11,6	10	3,2	9
VT1463-4802CNI	M7	OD4 (5/32")	3	5	20,5	10,5	8,8	9,9	2	7
VT1463-4804CNI	M7	OD6	3	5	24	-	11,6	9,9	3,2	9
VT1463-5202CNI	M8x1	OD4 (5/32")	3	5,5	18,5	9,5	8,8	10,9	2	6
VT1463-5204CNI	M8x1	OD6	3	5,5	24,5	14,5	11,6	10,9	3,2	10
VT1463-5402CNI	M10x1	OD4 (5/32")	3	5,5	19	9,5	8,8	11,9	2	8
VT1463-5404CNI	M10x1	OD6	5	5,5	24,5	14,5	11,6	11,9	4	11
VT1463-5406CNI	M10x1	OD8 (5/16")	5	5,5	28,5	-	14,8	11,9	5,2	16

* Depending on the tubes used, pressures up to 1450 psi (100 bar) are possible when working with fluids. Please enquire.

Screw-in connector

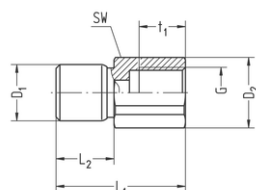


- Metric thread
- Chambered O-ring
- FPM seals
- Material brass chemically nickel-plated
- Temperature range -4 to 248 °F (-20 to +120 °C)
- Working pressure range -14 to 348 psi (-0.95 to 24 bar)*

Part no.	G	for tube	SW	i	L1	D1	t	NW	g/piece
SA1534	M6	OD4	10	10	26	8,8	13,8	2	7

* Depending on the tubes used, pressures up to 1450 psi (100 bar) are possible when working with fluids. Please enquire.

Straight screw-in connector with female thread



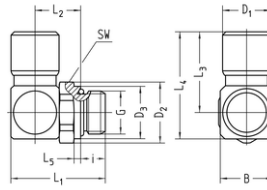
- Whitworth pipe thread
- Chambered O-ring
- FPM seals
- Material brass chemically nickel-plated
- Temperature range -4 to 248 °F (-20 to +120 °C)
- Working pressure range -14 to 348 psi (-0.95 to 24 bar)*

Part no.	G	for tube	SW	L1	L2	t1	D1	D2	NW	g/piece
VT1417-0102CNI	G1/8	OD4 (5/32")	14	25	13	8	8,8	15,2	3	15
VT1417-0104CNI	G1/8	OD6	14	28	16,5	8	11,6	15,2	4,5	18
VT1417-0304CNI	G1/4	OD6	17	33	16,5	12	11,6	18,3	4,5	28
VT1417-0306CNI	G1/4	OD8 (5/16")	17	36	19,5	12	14,8	18,3	6,5	33

* Depending on the tubes used, pressures up to 1450 psi (100 bar) are possible when working with fluids. Please enquire.

Elbow screw-in connector | swiveling

- Whitworth pipe thread
- Chambered O-ring
- FPM seals
- Material brass chemically nickel-plated
- Temperature range -4 to 248 °F (-20 to +120 °C)
- Working pressure range -14 to 348 psi (-0.95 to 24 bar)*
- Not designed for steady motion of the tube



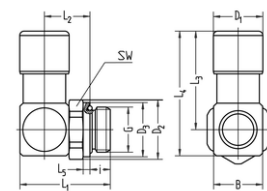
Part no.	G	for tube	SW	i	L1	L2	L3	L4	L5	B	D1	D2	D3	NW	g/piece
VT1486-0202CNI	G1/8	OD4 (5/32")	13	5,5	20,2	10,4	17,5	21,5	1,5	8,5	8,8	14,2	11,9	2	14
VT1486-0204CNI	G1/8	OD6	13	5,5	22,8	11,7	22,5	28,5	1,5	12	11,6	14,2	11,9	4	22
VT1486-0206CNI	G1/8	OD8 (5/16")	14	5,5	26,2	13,4	27	35	1,5	16	14,8	15,2	11,9	5,5	41
VT1486-0208CNI	G1/8	OD10	17	5,5	28,2	14,4	31	40	1,5	18	16,8	18,5	11,9	5,5	59
VT1486-0209CNI	G1/8	OD12	20	5,5	31,5	16,5	38	48,5	1,5	21	20,1	21,8	11,9	5,5	94
VT1486-0402CNI	G1/4	OD4 (5/32")	17	7,5	24,2	12,4	17,5	21,5	2	8,5	8,8	18,5	15,9	2	22
VT1486-0404CNI	G1/4	OD6	17	7,5	25,3	12,2	22,5	28,5	2	12	11,6	18,5	15,9	4	30
VT1486-0406CNI	G1/4	OD8 (5/16")	17	7,5	28,7	13,9	27	35	2	16	14,8	18,5	15,9	6	44
VT1486-0408CNI	G1/4	OD10	17	7,5	30,5	14,9	31	40	2	18	16,8	18,5	15,9	8	59
VT1486-0409CNI	G1/4	OD12	20	7,5	34	17	38	48,5	2	21	20,1	21,8	19,9	8	92
VT1486-0604CNI	G3/8	OD6	20	7,5	26,3	13,2	22,5	28,5	2,5	12	11,6	21,8	19,9	4	39
VT1486-0606CNI	G3/8	OD8 (5/16")	20	7,5	29,7	14,8	27	35	2,5	16	14,8	21,8	19,9	6	44
VT1486-0608CNI	G3/8	OD10	20	7,5	30,5	15,9	31	40	2,5	18	16,8	21,8	19,9	8	67
VT1486-0609CNI	G3/8	OD12	20	7,5	34	17	38	48,5	2,5	21	20,1	21,8	19,9	9	87
VT1486-0804CNI	G1/2	OD6	24	9,5	29,3	14,2	22,5	28,5	2	12	11,6	26,2	24	4	51
VT1486-0806CNI	G1/2	OD8 (5/16")	24	9,5	31,7	14,9	27	35	2	16	14,8	26,2	24	6	66
VT1486-0808CNI	G1/2	OD10	24	9,5	33,7	15,9	31	40	2	18	16,8	26,2	24	8	78
VT1486-0809CNI	G1/2	OD12	24	9,5	36	17	38	48,5	2	21	20,1	26,2	24	9	103
VT1486-0812CNI	G1/2	OD16	24	9,5	41,3	19,7	49	62	2	26	25,1	26,2	24	13	167

* Depending on the tubes used, pressures up to 1450 psi (100 bar) are possible when working with fluids. Please enquire.

14A

Elbow screw-in connector | swiveling

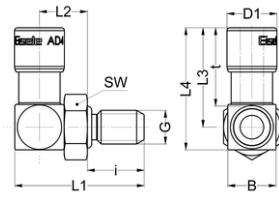
- Metric thread
- Chambered O-ring
- FPM seals
- Material brass chemically nickel-plated
- Temperature range -4 to 248 °F (-20 to +120 °C)
- Working pressure range -14 to 348 psi (-0.95 to 24 bar)*
- Not designed for steady motion of the tube



Part no.	G	for tube	SW	i	L1	L2	L3	L4	B	D1	D2	D3	NW	g/piece
VT1487-5002CNI	M5	OD4 (5/32")	8	4,5	17,2	8,4	17,5	21,5	8,5	8,8	-	-	2	9
VT1487-5004CNI	M5	OD6	8	4,5	19,7	9,7	21,3	26	11	11,6	-	-	2,2	16
VT1487-4602CNI	M6	OD4 (5/32")	10	5	17,8	8,5	17,5	21,5	8,5	8,8	-	-	2	10
VT1487-4802CNI	M7	OD4 (5/32")	10	5	17,7	8,4	17,5	21,5	8,5	8,8	-	-	2	11
VT1487-4804CNI	M7	OD6	10	5	20,3	9,7	22,5	28,5	12	11,6	-	-	4	19
VT1487-5202CNI	M8x1	OD4 (5/32")	11	5,5	20,2	11,4	17,5	21,5	8,5	8,8	12,1	10,9	2	19
VT1487-5204CNI	M8x1	OD6	11	5,5	22,2	11,4	22,5	28,5	12	11,6	12,1	10,9	4	21
VT1487-5402CNI	M10x1	OD4 (5/32")	13	5,5	20,2	11,4	17,5	21,5	8,5	8,8	14,2	11,9	2	14
VT1487-5404CNI	M10x1	OD6	13	5,5	22,8	11,7	22,5	28,5	12	11,6	14,2	11,9	3,5	22
VT1487-5406CNI	M10x1	OD8 (5/16")	14	5,5	26,2	13,4	27	35	16	14,8	15,2	11,9	5	40

* Depending on the tubes used, pressures up to 1450 psi (100 bar) are possible when working with fluids. Please enquire.

Elbow screw-in connector

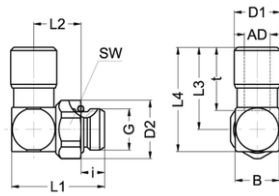


- Metric thread
- Chambered O-ring
- FPM seals
- Material brass chemically nickel-plated
- Temperature range -4 to 248 °F (-20 to +120 °C)
- Working pressure range -14 to 348 psi (-0.95 to 24 bar)*
- Not designed for steady motion of the tube

Part no.	G	for tube	SW	i	L1	L2	L3	L4	B	D1	NW	g/piece
SA1535	M6	OD4	10	10	22,8	8,5	17,5	21,5	8,5	8,8	2	11

* Depending on the tubes used, pressures up to 1450 psi (100 bar) are possible when working with fluids. Please enquire.

Elbow-screw-in connector | lockable

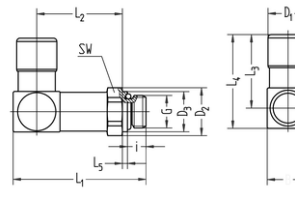


- Whitworth pipe thread
- Chambered O-ring
- FPM seals
- Material brass chemically nickel-plated
- Temperature range -4 to 248 °F (-20 to +120 °C)
- Working pressure range -14 to 348 psi (-0.95 to 24 bar)
- Stiff angular shape, can be locked with jam nut

Part no.	G	for tube	SW	i	L1	L2	L3	L4	B	D1	D2	NW	g/piece
VT1440-5002CNI	M5	OD4 (5/32")	8	4,5	18,5	9,5	17,5	22	9	8,8	-	2,2	10

* Depending on the tubes used, pressures up to 1450 psi (100 bar) are possible when working with fluids. Please enquire.

Elbow screw-in connector | long model



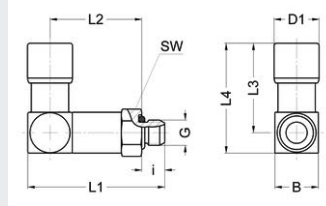
- Whitworth pipe thread
- Chambered O-ring
- FPM seals
- Material brass chemically nickel-plated
- Temperature range -4 to 248 °F (-20 to +120 °C)
- Working pressure range -14 to 348 psi (-0.95 to 24 bar)*
- Not designed for steady motion of the tube

Part no.	G	for tube	SW	i	L1	L2	L3	L4	L5	B	D1	D2	D3	NW	g/piece
VT1482-0202CNI	G1/8	OD4 (5/32")	13	5,5	31	21	17,5	21,5	1,5	8,5	8,8	14,2	11,9	2	16
VT1482-0204CNI	G1/8	OD4 (5/32")	13	5,5	37,5	26,3	22,5	28,5	1,5	12	11,6	14,2	11,9	4	31
VT1482-0206CNI	G1/8	OD8 (5/16")	14	5,5	43,3	30,5	27	35	1,5	16	14,8	15,2	11,9	6	60
VT1482-0402CNI	G1/4	OD4 (5/32")	17	7,5	33	21,5	17,5	21,5	2	8,5	8,8	18,5	15,9	2	26
VT1482-0404CNI	G1/4	OD6	17	7,5	40	26,8	22,5	28,5	2	12	11,6	18,5	15,9	4	39
VT1482-0406CNI	G1/4	OD8 (5/16")	17	7,5	45,3	30,5	27	35	2	16	14,8	18,5	15,9	6	61
VT1482-0408CNI	G1/4	OD10	17	7,5	50,2	34,4	31	40	2	18	16,8	18,5	15,9	7,8	83
VT1482-0409CNI	G1/4	OD12	20	7,5	55,5	38,5	38	48,5	2	21	21,1	21,8	15,9	8	140
VT1482-0604CNI	G3/8	OD6	20	7,5	40,3	29,7	22,5	28,5	2,5	12	11,6	21,8	19,9	4	46
VT1482-0606CNI	G3/8	OD8 (5/16")	20	7,5	46,2	31,4	27	35	2,5	16	14,8	21,8	19,9	6	65
VT1482-0608CNI	G3/8	OD10	20	7,5	50,2	34,4	31	40	2,5	18	16,8	21,8	19,9	8	88
VT1482-0609CNI	G3/8	OD12	20	7,5	55,5	38,5	38	48,5	2,5	21	20,1	21,8	19,9	9	134
VT1482-0804CNI	G1/2	OD6	24	9,5	42,8	27,7	22,5	28,5	2	12	11,6	26,2	23,9	4	58
VT1482-0806CNI	G1/2	OD8 (5/16")	24	9,5	49,2	32,4	27	35	2	16	14,8	26,2	23,9	6	85
VT1482-0808CNI	G1/2	OD10	24	9,5	53,2	35,4	31	40	2	18	16,8	26,2	23,9	8	110
VT1482-0809CNI	G1/2	OD12	24	9,5	58,5	39,5	38	48,5	2	21	20,1	26,2	23,9	9	133

* Depending on the tubes used, pressures up to 1450 psi (100 bar) are possible when working with fluids. Please enquire.

Elbow screw-in connector | long model

- Metric thread
- Chambered O-ring
- FPM seals
- Material brass chemically nickel-plated
- Temperature range -4 to 248 °F (-20 to +120 °C)
- Working pressure range -14 to 348 psi (-0.95 to 24 bar)
- Not designed for steady motion of the tube



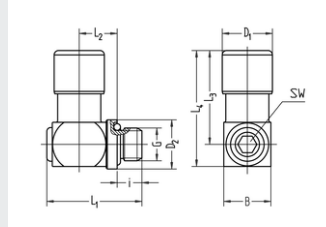
Part no.	G	for tube	SW	i	L1	L2	L3	L4	B	D1	NW	g/piece
VT1483-5002CNI	M5	OD4 (5/32")	8	4,5	26,8	18	17,5	21,5	8,5	8,8	2	13
VT1483-5004CNI	M5	OD6	8	4,5	32,3	22,2	21,5	26	11	11,6	2,2	21

* Depending on the tubes used, pressures up to 1450 psi (100 bar) are possible when working with fluids. Please enquire.

14A

Elbow screw-in connector | swiveling

- Metric thread
- With hexagon socket
- Chambered O-ring
- FPM seals
- Material brass chemically nickel-plated
- Temperature range -4 to 248 °F (-20 to +120 °C)
- Working pressure range -14 to 348 psi (-0.95 to 24 bar)*
- Not designed for steady motion of the tube

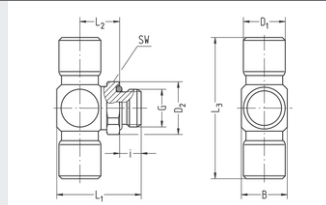


Part no.	G	for tube	SW	i	L1	L2	L3	L4	B	D1	D2	NW	g/piece
VT1457-4602CNI	M6	OD4 (5/32")	3	4,5	17,3	8	18	22,5	9,9	8,8	9,9	2	10
VT1457-4604CNI	M6	OD6	3	4,5	19,8	8	22,1	27,1	10,9	11,6	10,9	2	17
VT1457-5002CNI	M5	OD4 (5/32")	3	4,5	17,3	7	18	22,5	8,5	8,8	8	2	9
VT1457-5004CNI	M5	OD6	4	5,5	19,8	8	21,6	26,6	10,9	11,6	10,9	2	17
VT1457-4802CNI	M7	OD4 (5/32")	4	5	19,8	8	18,6	23,6	9,9	8,8	9,9	2	11
VT1457-4804CNI	M7	OD6	4	5	19,8	8	22,1	27,1	10,9	11,6	10,9	4	16
VT1457-5202CNI	M8x1	OD4 (5/32")	4	5,5	20,3	8	18,6	23,6	10,9	8,8	10,9	2	13
VT1457-5204CNI	M8x1	OD6	4	5,5	20,3	8	21,6	26,6	10,9	11,6	10,9	4	17

* Depending on the tubes used, pressures up to 1450 psi (100 bar) are possible when working with fluids. Please enquire.

T-screw-in connector | swiveling

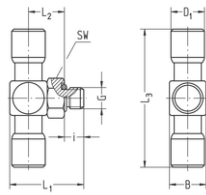
- Whitworth pipe thread
- Chambered O-ring
- FPM seals
- Material brass chemically nickel-plated
- Temperature range -4 to 248 °F (-20 to +120 °C)
- Working pressure range -14 to 348 psi (-0.95 to 24 bar)*
- Not designed for steady motion of the tube



Part no.	G	for tube	SW	i	L1	L2	L3	B	D1	D2	NW	g/piece
VT1488-0206CNI	G1/8	OD8 (5/16")	14	5,5	26,3	13,4	54	16	14,8	11,9	5,5	52
VT1488-0404CNI	G1/4	OD6	17	7,5	25,3	12,2	45	12	11,6	15,9	4	38
VT1488-0406CNI	G1/4	OD8 (5/16")	17	7,5	28,7	13,9	54	16	14,8	15,9	6	57

* Depending on the tubes used, pressures up to 1450 psi (100 bar) are possible when working with fluids. Please enquire.

T-screw-in connector | swiveling

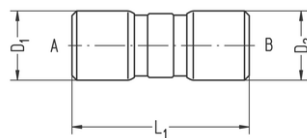


- Metric thread
- Chambered O-ring
- FPM seals
- Material brass chemically nickel-plated
- Temperature range -4 to 248 °F (-20 to +120 °C)
- Working pressure range -14 to 348 psi (-0.95 to 24 bar)*
- Not designed for steady motion of the tube

Part no.	G	for tube	SW	i	L1	L2	L3	B	D1	NW	g/piece
VT1489-5002CNI	M5	OD4 (5/32")	8	4,5	17,3	8,5	35	8,5	8,8	2,2	12

* Depending on the tubes used, pressures up to 1450 psi (100 bar) are possible when working with fluids. Please enquire.

Double connector

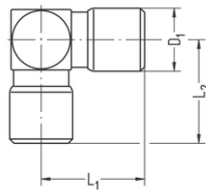


- FPM seals
- Material brass chemically nickel-plated
- Temperature range -4 to 248 °F (-20 to +120 °C)
- Working pressure range -14 to 348 psi (-0.95 to 24 bar)*

Part no.	for tube A	for tube B	L1	D1	D2	NW	g/piece
VT1433-0202CNI	OD4 (5/32")	OD4 (5/32")	29	8,8	8,8	2	9
VT1433-0404CNI	OD6	OD6	35	11,6	11,6	4	15
VT1433-0606CNI	OD8 (5/16")	OD8 (5/16")	41,5	14,8	14,8	6	29
VT1433-0808CNI	OD10	OD10	48	16,8	16,8	8	40
VT1433-0909CNI	OD12	OD12	58	20,1	20,1	9	67

* Depending on the tubes used, pressures up to 1450 psi (100 bar) are possible when working with fluids. Please enquire.

Elbow connector



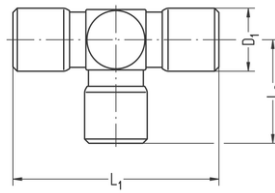
- FPM seals
- Material brass chemically nickel-plated
- Temperature range -4 to 248 °F (-20 to +120 °C)
- Working pressure range -14 to 348 psi (-0.95 to 24 bar)*

Part no.	for tube	L1	L2	D1	NW	g/piece
VT1477-0200CNI	OD4 (5/32")	18	17,5	8,8	2	10
VT1477-0400CNI	OD6	22	23	11,6	4	20
VT1477-0600CNI	OD8 (5/16")	26,5	27,5	14,8	6	42
VT1477-0800CNI	OD10	30,5	32	16,8	8	59
VT1477-0900CNI	OD12	36,5	37	20,1	9	98

* Depending on the tubes used, pressures up to 1450 psi (100 bar) are possible when working with fluids. Please enquire.

T-connector

- FPM seals
- Material brass chemically nickel-plated
- Temperature range -4 to 248 °F (-20 to +120 °C)
- Working pressure range -14 to 348 psi (-0.95 to 24 bar)*



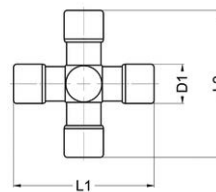
Part no.	for tube	L1	L2	D1	NW	g/piece
VT1478-0200CNI	OD4 (5/32")	36	17,5	8,8	2	13
VT1478-0400CNI	OD6	44	23	11,6	4	27
VT1478-0600CNI	OD8 (5/16")	53	27,5	14,8	6	53
VT1478-0800CNI	OD10	61	32	16,8	8	75
VT1478-0900CNI	OD12	74	36,5	20,1	9	124

* Depending on the tubes used, pressures up to 1450 psi (100 bar) are possible when working with fluids. Please enquire.

14A

4-way connector

- FPM seals
- Material brass chemically nickel-plated
- Temperature range -4 to 248 °F (-20 to +120 °C)
- Working pressure range -14 to 348 psi (-0.95 to 24 bar)*

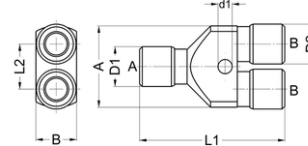


Part no.	for tube	L1	L2	D1	NW	g/piece
VT1479-0200CNI	OD4 (5/32")	36	35	8,8	2	18
VT1479-0400CNI	OD6	46	44	11,6	4	34
VT1479-0600CNI	OD8 (5/16")	55,4	53	14,8	6	66
VT1479-0800CNI	OD10	64	61	16,8	8	92

* Depending on the tubes used, pressures up to 1450 psi (100 bar) are possible when working with fluids. Please enquire.

Y-connector

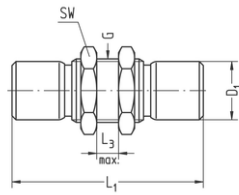
- FPM seals
- Material brass chemically nickel-plated
- Temperature range -4 to 248 °F (-20 to +120 °C)
- Working pressure range -14 to 348 psi (-0.95 to 24 bar)*



Part no.	for tube A	for tube B	L1	L2	D1	D2	A	B	d1	NW	g/piece
VT1475-0202CNI	OD4 (5/32")	OD4 (5/32")	37	11	8,8	8,8	20	11	3	3	15
VT1475-0404CNI	OD6	OD6	49	13,2	11,6	11,6	25	12	4,2	4	30
VT1475-0606CNI	OD8 (5/16")	OD8 (5/16")	60	16,5	14,8	14,8	31,3	15	5,2	6	57
VT1475-0808CNI	OD10	OD10	66	19	16,5	16,5	35	17	5,2	8	76
VT1475-0909CNI	OD12	OD12	77	21,8	20	20	41,9	21	4,5	9	121

* Depending on the tubes used, pressures up to 1450 psi (100 bar) are possible when working with fluids. Please enquire.

Bulkhead connector



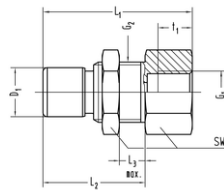
- FPM seals
- Material brass chemically nickel-plated
- Temperature range -4 to 248 °F (-20 to +120 °C)
- Working pressure range -14 to 348 psi (-0.95 to 24 bar)*

Part no.	for tube	G	L1	L3 max.	D1	NW	g/piece
VT1480-0202CNI	OD4 (5/32")	M12x1	33	6	8,8	2	20
VT1480-0404CNI	OD6	M14x1	42	8	11,6	4	36
VT1480-0606CNI	OD8 (5/16")	M16x1	48	8	14,8	6	51
VT1480-0808CNI	OD10	M18x1	57	10	16,8	8	78
VT1480-0909CNI	OD12	M22x1	61	12	20,1	9	119

* Depending on the tubes used, pressures up to 1450 psi (100 bar) are possible when working with fluids. Please enquire.

14A

Bulkhead connector with female thread

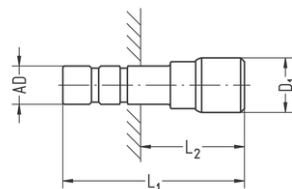


- FPM seals
- Material brass chemically nickel-plated
- Temperature range -4 to 248 °F (-20 to +120 °C)
- Working pressure range -14 to 348 psi (-0.95 to 24 bar)*

Part no.	G1	for tube	G2	SW	L1	L2	L3 max.	D1	t1	NW	g/piece
VT1402-0102CNI	G1/8	OD4 (5/32")	M12x1	14	29	18,5	6	8,8	8	2	20
VT1402-0104CNI	G1/8	OD6	M14x1	17	30,5	21,5	6	11,6	8	4	33
VT1402-0106CNI	G1/8	OD8 (5/16")	M16x1	19	33,5	23,5	6	14,8	8	6	47
VT1402-0302CNI	G1/4	OD4 (5/32")	M12x1	14	33	18,5	6	8,8	10	2	30
VT1402-0304CNI	G1/4	OD6	M14x1	17	36	21,5	6	11,6	10	4	34
VT1402-0306CNI	G1/4	OD8 (5/16")	M16x1	19	35,5	23,5	6	14,8	10	6	42
VT1402-0308CNI	G1/4	OD10	M18x1	22	39,5	32,5	10	16,8	10	8	62
VT1402-0309CNI	G1/4	OD12	M22x1	27	44,5	34,5	12	20,1	10	9	113

* Depending on the tubes used, pressures up to 1450 psi (100 bar) are possible when working with fluids. Please enquire.

Reducing plug



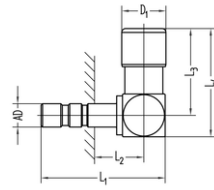
- FPM seals
- Material brass chemically nickel-plated
- Temperature range -4 to 248 °F (-20 to +120 °C)
- Working pressure range -14 to 348 psi (-0.95 to 24 bar)*
- Fits all connections in program 14A in the respective size

Part no.	plug AD	for tube	L1	L2	D1	NW	g/piece
VT1421-0402CNI	6	OD4 (5/32")	32	15,5	8,8	2	5
VT1421-0602CNI	8	OD4 (5/32")	33,5	15,5	8,8	2	7
VT1421-0604CNI	8	OD6	38	20	11,6	4	12

* Depending on the tubes used, pressures up to 1450 psi (100 bar) are possible when working with fluids. Please enquire.

Elbow plug

- FPM seals
- Material brass chemically nickel-plated
- Temperature range -4 to 248 °F (-20 to +120 °C)
- Working pressure range -14 to 348 psi (-0.95 to 24 bar)*
- Fits all connections in program 14A in the respective size



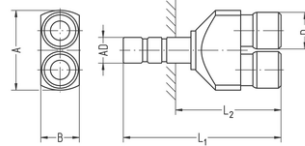
Part no.	plug AD	for tube	L1	L2	L3	L4	D1	NW	g/piece
VT1441-0202CNI	4	OD4 (5/32")	27,5	10	18	22,5	8,8	2	9
VT1441-0404CNI	6	OD6	32	10	22	27,5	11,6	4	18
VT1441-0606CNI	8	OD8 (5/16")	38	12,5	26,5	33,5	14,8	6	33

* Depending on the tubes used, pressures up to 1450 psi (100 bar) are possible when working with fluids. Please enquire.

14A

Y-plug


- FPM seals
- Material brass chemically nickel-plated
- Temperature range -4 to 248 °F (-20 to +120 °C)
- Working pressure range -14 to 348 psi (-0.95 to 24 bar)*
- Fits all connections in program 14A in the respective size



Part no.	plug AD	for tube	L1	L2	D1	A	B	NW	g/piece
VT1419-0404CNI	6	OD6	52,5	37	11,6	24,8	12	4	39
VT1419-0606CNI	8	OD8 (5/16")	63,2	42,9	14,8	29,8	15	6	75

* Depending on the tubes used, pressures up to 1450 psi (100 bar) are possible when working with fluids. Please enquire.

Plug connectors with release ring



Ideally compatible

- Appropriate accessories for all connections

Connectors in all-metal design

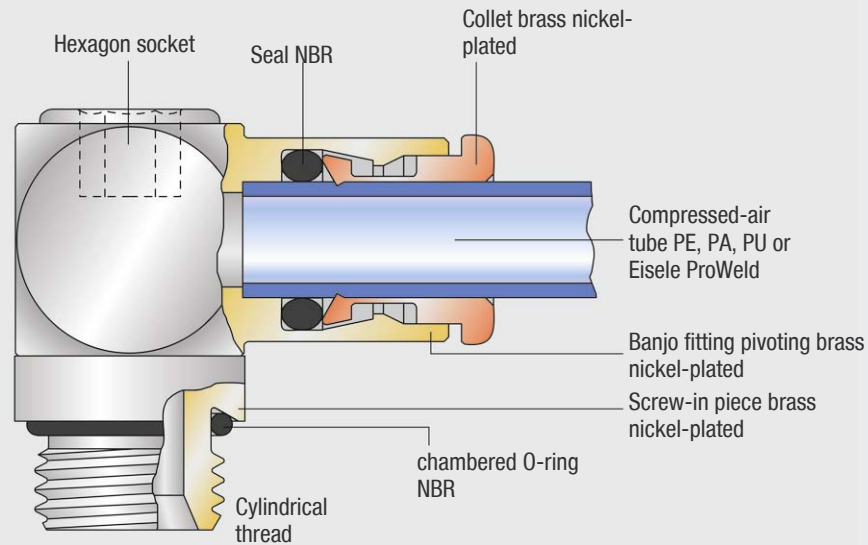
- Pneumatic connectors in different designs
- Technology tried and tested in series production

Simple handling and assembly

- No damage to tube during assembly because of defined depth of penetration
- The optimized collet allows to easily disconnect the tube from the connector without accessories

Design with alternative material e.g. FPM is also possible.

Functional principle



Range of application

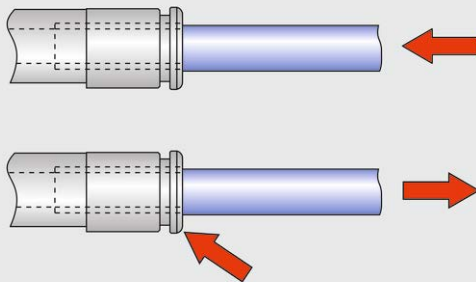
The connection system with simplified technology. Very quick assembly and disassembly of compressed-air tubes made of PE (polyethylene), PA (polyamide), PU (polyurethane), and ProWeld (PUR) in pneumatic systems.

Service conditions

- Temperature range: -4 to 176 °F (-20 to +80 °C)
- Working pressure range: -14 to 217 psi (-0.95 to 15 bar)
- Allowable medium: Air
- Very quick assembly and disassembly of compressed-air tubes
- No tools necessary
- Frequent assembly and disassembly possible
- Full tube through-flow
- All male stud couplings with chambered O-ring sealed
- Very small connector sets even if conical threads are not used.
- Casing and collet made of brass, nickel-plated
- Swivel union with VS seal rings
- Suitable for vacuum

Data provided depend on tubes used.

Handling



Assembly: Push tube into the connector up to the limit stop

Disassembly: Push release sleeve, pull out tube

Sample order for plug connectors with release sleeve - NBR/FPM

Straight installation connection thread G1/8 for tube 4/2; seals NBR (Perbunan)

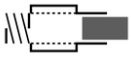
Article No.: 828-0202

Straight installation connection thread G1/8 for tube 4/2; seals FPM (Viton)

Article No.: **VT** 828-0202 T

Threaded connectors

starting on page 135



Straight threaded connectors

page 135



Angled threaded connectors

page 139



Threaded T-connectors

page 144

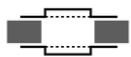


Threaded L-connectors

page 147

Plug connector

starting on page 147



Double connectors

page 147



Elbow connectors

page 148



T-connectors

page 148



Cross connectors

page 149



Y-connectors

page 149

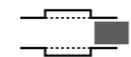


Bulkhead connectors

page 150

Plug

starting on page 151



Reducing plug

page 151



Elbow plug

page 152



Y-plug

page 152



Double plug

page 152



Sealing plug

page 153

Ring connectors

starting on page 153

Ring connectors, single

page 153

Ring connectors, double

page 154

Accessories

starting on page 156

Banjo bolt

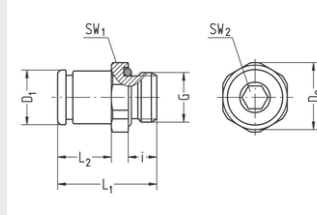
page 156

Code sleeves

Seite 157

Screw-in connector

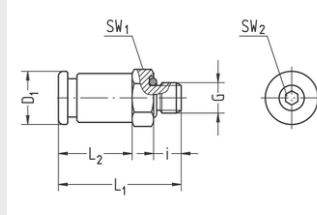
- Whitworth pipe thread
- Chambered O-ring
- Sealing NBR
- Material brass nickel-plated
- Temperature range -4 to 176 °F (-20 to +80 °C)
- Working pressure range -14 to 217 psi (-0.95 to 15 bar)



Part no.	G	for tube	SW1	SW2	i	L1	L2	D1	D2	NW	g/piece
828-0202	G1/8	OD4 (5/32")	13	3	5,5	20	10,5	8,6	14,2	2	9
828-0203	G1/8	OD5	13	4	5,5	21,5	12	9,9	14,2	3	10
828-0204	G1/8	OD6	13	5	5,5	23	13,5	11,4	14,2	4	11
828-0206	G1/8	OD8 (5/16")	14	5	5,5	27,2	17,7	14,6	15,2	5,1	25
828-0243	G1/8	OD4,3	13	3	5,5	20	10,5	8,9	14,2	3	9
828-0402	G1/4	OD4 (5/32")	17	3	7,5	20,5	8,5	8,6	18,5	2	16
828-0403	G1/4	OD5	17	4	7,5	23	11	9,9	18,5	3	17
828-0404	G1/4	OD6	17	5	7,5	24	12	11,4	18,5	4	18
828-0406	G1/4	OD8 (5/16")	17	6	7,5	26,2	14,2	14,6	18,5	6	20
828-0408	G1/4	OD10	17	8	7,5	32	20	16,6	18,5	8	26
828-0409	G1/4	OD12	20	8	7,5	37,5	22,5	19,9	21,8	8,3	41
828-0443	G1/4	OD4,3	17	3	7,5	20,5	8,5	8,9	18,5	3	16
828-0604	G3/8	OD6	20	5	7,5	24,5	11,5	11,4	21,8	4	28
828-0606	G3/8	OD8 (5/16")	20	6	7,5	26,2	13,2	14,6	21,8	6	29
828-0608	G3/8	OD10	20	8	7,5	29	16	16,6	21,8	8	32
828-0609	G3/8	OD12	20	9	7,5	32,5	19,5	19,9	21,8	9	35
828-0611	G3/8	OD14	22	10	7,5	39,5	24	21,9	23,8	10,3	53
828-0804	G1/2	OD6	24	5	9,5	25,5	10	11,4	26,2	4	48
828-0806	G1/2	OD8 (5/16")	24	6	9,5	27,7	12,2	14,6	26,2	6	48
828-0808	G1/2	OD10	24	8	9,5	29,5	14	16,6	26,2	8	49
828-0809	G1/2	OD12	24	9	9,5	35	19,5	19,9	26,2	9	55
828-0811	G1/2	OD14	24	10	9,5	36	20,5	21,9	26,2	10,3	55

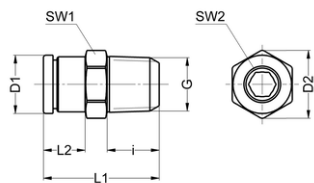
Screw-in connector

- Thread M3, M5, M7
- Chambered O-ring
- Sealing NBR
- Material brass nickel-plated
- Temperature range -4 to 176 °F (-20 to +80 °C)
- Working pressure range -14 to 217 psi (-0.95 to 15 bar)



Part no.	G	for tube	SW1	SW2	i	L1	L2	D1	NW	g/piece
829-4202	M3	OD4 (5/32")	8	-	3	19,5	12,5	8,6	1,2	4
829-5043	M5	OD4,3	8	2	4,5	20,5	12,5	8,9	2	4
829-5002	M5	OD4 (5/32")	8	2	4,5	20,5	12,5	8,6	2	5
829-5003	M5	OD5	10	2	4,5	22,5	13	9,9	2	7
829-5004	M5	OD6	10	2	4,5	24,5	15	9,9	2	7
829-4804	M7	OD6	10	4	5	23,5	14,5	9,9	4	7

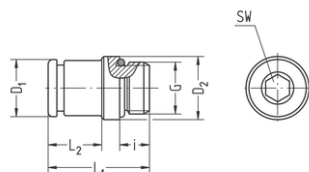
Screw-in connector | NPT-thread



- NPT thread, conical
- Sealing NBR
- Material brass nickel-plated
- Temperature range -4 to 176 °F (-20 to +80 °C)
- Working pressure range -14 to 217 psi (-0.95 to 15 bar)

Part no.	G	for tube	SW1	SW2	i	L1	L2	D1	D2	NW	g/piece
830-0406	NPT1/4	OD8 (5/16")	14	6	13	29	10,5	14,6	17	6,5	23

Screw-in connector

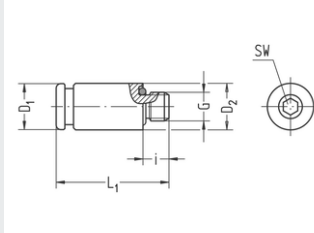


- Whitworth pipe thread
- With hexagon socket
- Chambered O-ring
- Sealing NBR
- Material brass nickel-plated
- Temperature range -4 to 176 °F (-20 to +80 °C)
- Working pressure range -14 to 217 psi (-0.95 to 15 bar)
- Not designed for steady motion of the tube

Part no.	G	for tube	connecting thread countersink Ø max.	SW	i	L1	L2	D1	D2	NW	g/piece
862-0202	G1/8	OD4 (5/32")	10,8	3	5,5	19,5	10	8,6	11,9	2	8
862-0203	G1/8	OD5	10,8	4	5,5	21	11,5	9,9	11,9	3	8
862-0204	G1/8	OD6	10,8	5	5,5	24,5	15	11,4	11,9	4	11
862-0206	G1/8	OD8 (5/16")	10,8	5	5,5	27	17,5	13,9	11,9	5,1	14
862-0208	G1/8	OD10	11,9	5	5,5	30,5	-	16,6	11,9	5,5	14
862-0243	G1/8	OD4,3	10,8	3	5,5	19,5	10	8,9	11,9	3	8
862-0402	G1/4	OD4 (5/32")	14	3	7,5	18	6	8,6	15,9	2	14
862-0403	G1/4	OD5	14	4	7,5	20	8	9,9	15,9	3	15
862-0404	G1/4	OD6	14	5	7,5	24	12	11,4	15,9	4	17
862-0406	G1/4	OD8 (5/16")	14	6	7,5	25,5	13,5	14,6	15,9	6	18
862-0408	G1/4	OD10	14	8	7,5	31	-	15,9	15,9	8	22
862-0443	G1/4	OD4,3	14	3	7,5	18	6	8,9	15,9	3	14
862-0606	G3/8	OD8 (5/16")	17,5	6	7,5	25,5	12,5	14,6	19,9	6	28
862-0608	G3/8	OD10	17,5	8	7,5	28	15	16,6	19,9	8	30
862-0609	G3/8	OD12	17,5	9	7,5	36	-	19,9	19,9	9	44
862-0808	G1/2	OD10	22	8	9,5	26,5	11	16,6	23,9	8	44
862-0809	G1/2	OD12	22	9	9,5	34	18,5	19,9	23,9	9	52

Screw-in connector

- Metric Thread
- With hexagon socket
- Chambered O-ring
- Sealing NBR
- Material brass nickel-plated
- Temperature range -4 to 176 °F (-20 to +80 °C)
- Working pressure range -14 to 217 psi (-0.95 to 15 bar)
- Not designed for steady motion of the tube

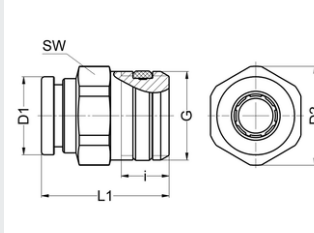


Part no.	G	for tube	SW	i	L1	D1	D2	NW	g/piece
863-5406	M10x1	OD8 (5/16")	5	5,5	26	13,9	11,9	5,2	15
863-4218	M3	OD3	2	3	16,7	5,8	6	1,5	2
863-5002	M5	OD4 (5/32")	2,5	4,5	19,5	7,9	7,9	2	4
863-5003	M5	OD5	2,5	4,5	22	10,4	8	2,5	6
863-5004	M5	OD6	2,5	4,5	24	9,9	8	2,5	6
863-5018	M5	OD3	2,5	4,5	17,7	5,8	7,9	1,8	3
863-5043	M5	OD4,3	2,5	4,5	19,5	7,9	7,9	2,5	4
863-4802	M7	OD4 (5/32")	3	5	20,5	8,6	9,9	2	5
863-4803	M7	OD5	3	5	22	10,4	9,9	3	7
863-4804	M7	OD6	4	5	23,5	9,9	9,9	4	7
863-4806	M7	OD8 (5/16")	4	5	26,5	13,9	9,9	4	13
863-4843	M7	OD4,3	3	5	20	8,9	9,9	3	6

15

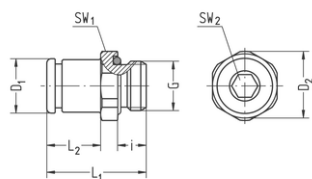
Screw-in connector

- Connection seals in the thread, no surface preparation required
- Whitworth pipe thread
- Thread sealing ring PTFE
- Sealing NBR
- Material brass nickel-plated
- Temperature range -4 to 176 °F (-20 to +80 °C)
- Working pressure range -14 to 217 psi (-0.95 to 15 bar)



Part no.	G	for tube	SW	i	L1	D1	D2	NW	g/piece
828-0606DR	G3/8	OD8 (5/16")	17	9	24	14,6	18,5	6,5	26
828-0608DR	G3/8	OD10	17	9	28	16,6	18,5	8,5	27
828-0609DR	G3/8	OD12	19	9	35	19,9	20,8	9,5	35
828-0808DR	G1/2	OD10	19	12	27,5	16,6	20,8	8,5	44
828-0809DR	G1/2	OD12	19	12	34,5	19,9	20,8	9,5	49

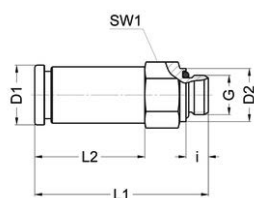
Screw-in connector made of Aluminum



- Whitworth pipe thread
- Chambered O-ring
- Sealing NBR
- Material aluminum natural anodized, brass nickel-plated
- Temperature range -4 to 176 °F (-20 to +80 °C)
- Working pressure range -14 to 217 psi (-0.95 to 15 bar)

Part no.	G	for tube	SW1	SW2	i	L1	L2	D1	D2	NW	g/piece
828-0206AL	G1/8	OD8 (5/16")	14	5	5,5	27,2	17,7	14,6	15,2	5,1	25
828-0406AL	G1/4	OD8 (5/16")	17	6	7,5	26,2	14,2	14,6	18,5	6	20
828-0409AL	G1/4	OD12	20	8	7,5	37,5	22,5	19,9	21,8	8,3	41

Straight screw-in connector | check valve

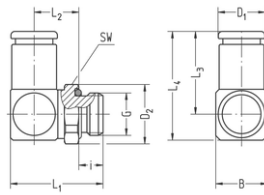


- Whitworth pipe thread
- Chambered O-ring
- Sealing NBR
- Material brass nickel-plated
- Temperature range -4 to 176 °F (-20 to +80 °C)
- Working pressure range -14 to 217 psi (-0.95 to 15 bar)
- Not designed for steady motion of the tube

Part no.	G	for tube	SW	i	L1	L2	D1	NI/min 1->2	NW	g/piece
894-0206	G1/8	OD8 (5/16")	14	5,5	42,6	27	14,6	690	5	30

Elbow screw-in connector | swiveling

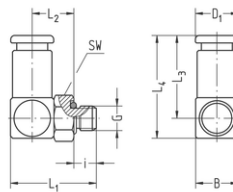
- Whitworth pipe thread
- Chambered O-ring
- Sealing NBR
- Material brass nickel-plated
- Temperature range -4 to 176 °F (-20 to +80 °C)
- Working pressure range -14 to 217 psi (-0.95 to 15 bar)
- Not designed for steady motion of the tube



Part no.	G	for tube	SW	i	L1	L2	L3	L4	B	D1	D2	NW	g/piece
886-0202	G1/8	OD4 (5/32")	13	5,5	21,5	11	17,8	22,3	10	8,6	14,2	2	17
886-0203	G1/8	OD5	13	5,5	21,5	11	19,8	24,3	10	9,9	14,2	3	19
886-0204	G1/8	OD6	13	5,5	25,5	13	22,3	28,3	14	11,4	14,2	4	31
886-0206	G1/8	OD8 (5/16")	13	5,5	28	14,5	25,5	33	16	14,6	15,2	5,5	43
886-0208	G1/8	OD10	13	5,5	27,4	13,9	27,5	35	16	16,6	11,9	5,5	48
886-0243	G1/8	OD4,3	13	5,5	21,5	11	17,8	22,3	10	8,9	14,2	3	17
886-0402	G1/4	OD4 (5/32")	17	7,5	24,5	12	17,8	22,3	10	8,6	18,5	2	28
886-0403	G1/4	OD5	17	7,5	24,5	12	19,8	24,3	10	9,9	18,5	3	30
886-0404	G1/4	OD6	17	7,5	28	13,5	22,3	28,3	14	11,4	18,5	4	40
886-0406	G1/4	OD8 (5/16")	17	7,5	30,5	15	25,5	33	16	14,6	18,5	6	52
886-0408	G1/4	OD10	17	7,5	32,5	16	29	37,5	18	16,6	18,5	8	64
886-0409	G1/4	OD12	17	7,5	34,5	17	36	46	20	19,9	18,5	8,5	91
886-0443	G1/4	OD4,3	17	7,5	24,5	12	17,8	22,3	10	8,9	18,5	3	28
886-0604	G3/8	OD6	20	7,5	29	14,5	22,3	28,3	14	11,4	21,8	4	52
886-0606	G3/8	OD8 (5/16")	20	7,5	31,5	16	25,5	33	16	14,6	21,8	6	63
886-0608	G3/8	OD10	20	7,5	33,5	17	29	37,5	18	16,6	21,8	8	75
886-0609	G3/8	OD12	20	7,5	35,5	18	36	46	20	19,9	21,8	9	100
886-0611	G3/8	OD14	22	7,5	39,5	21	38,5	50,5	24	21,9	23,8	10	120
886-0804	G1/2	OD6	24	9,5	32	15,5	22,3	28,3	14	11,4	26,2	4	78
886-0806	G1/2	OD8 (5/16")	24	9,5	35	17,5	25,5	33	16	14,6	26,2	6	88
886-0808	G1/2	OD10	24	9,5	36	17,5	29	37,5	18	16,6	26,2	8	96
886-0809	G1/2	OD12	24	9,5	38	18,5	36	46	20	19,9	26,2	9	122
886-0811	G1/2	OD14	24	9,5	39	18,5	38,5	50,5	24	21,9	26,2	11	127

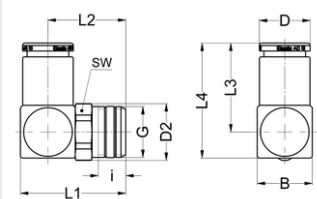
Elbow screw-in connector | swiveling

- Metric thread
- Chambered O-ring
- Sealing NBR
- Material brass nickel-plated
- Temperature range -4 to 176 °F (-20 to +80 °C)
- Working pressure range -14 to 217 psi (-0.95 to 15 bar)
- Not designed for steady motion of the tube



Part no.	G	for tube	SW	i	L1	L2	L3	L4	B	D1	NW	g/piece
887-4202	M3	OD4 (5/32")	8	3	17	9	17,8	22,3	10	8,6	1,2	11
887-4218	M3	OD3	8	3	17	8	14,3	18,8	10	5,8	1,2	9
887-5002	M5	OD4 (5/32")	8	4,5	18,5	9	17,8	22,3	10	8,6	2	11
887-5003	M5	OD5	8	4,5	18,5	9	19,8	24,3	10	9,9	2,2	13
887-5004	M5	OD6	8	4,5	18,5	9	21,3	25,8	10	11,4	2,2	13
887-5043	M5	OD4,3	8	4,5	18,5	9	17,8	22,3	10	8,9	2,2	11

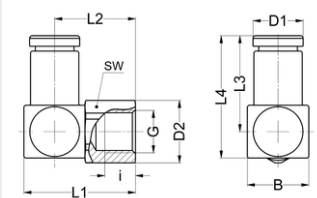
Elbow screw-in connector | swiveling



- Connection seals in the thread, no surface preparation required
- Whitworth pipe thread
- Thread sealing ring PTFE
- Sealing NBR
- Material brass nickel-plated
- Temperature range -4 to 176 °F (-20 to +80 °C)
- Working pressure range -14 to 217 psi (-0.95 to 15 bar)

Part no.	G	for tube	SW	i	L1	L2	L3	L4	B	D1	D2	NW	g/piece
886-0208DR	G1/8	OD10	17	7,4	33	24	29	37,5	18	14,6	18,5	5,5	61
886-0408DR	G1/4	OD10	17	11	34,5	25,5	29	37,5	18	14,6	18,5	8	64
886-0608DR	G3/8	OD10	17	11,4	34,5	25,5	29	37,5	18	14,6	18,5	8	66
886-0808DR	G1/2	OD10	19	15	40,5	31,5	29	37,5	18	14,6	20,8	8	85

Elbow connector with female thread | swiveling

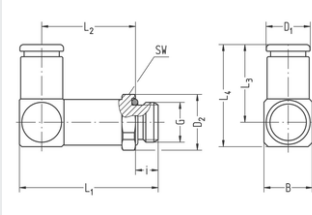


- Whitworth pipe thread
- Sealing NBR
- Material brass nickel-plated
- Temperature range -4 to 176 °F (-20 to +80 °C)
- Working pressure range -14 to 217 psi (-0.95 to 15 bar)
- Not designed for steady motion of the tube

Part no.	G	for tube	SW	i	L1	L2	L3	L4	B	D1	NW	g/piece
886-0104	G1/8	OD6	13	7	25,4	18,4	21,8	27,8	14	11,4	4	32
886-0106	G1/8	OD8 (5/16")	13	7	25,5	17,5	25,5	33	16	14,6	5,5	43
886-0306	G1/4	OD8 (5/16")	17	10	31	23	25,5	33	16	14,6	6	55
886-0509	G3/8	OD12	20	10	35	25	36	46	20	19,9	9	99
886-0709	G1/2	OD12	24	12	38	28	36	46	20	19,9	9	110

Elbow screw-in connector | swiveling | long

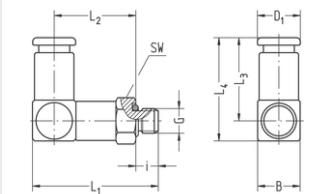
- Whitworth pipe thread
- Chambered O-ring
- Sealing NBR
- Material brass nickel-plated
- Temperature range -4 to 176 °F (-20 to +80 °C)
- Working pressure range -14 to 217 psi (-0.95 to 15 bar)
- Not designed for steady motion of the tube



Part no.	G	for tube	SW	i	L1	L2	L3	L4	B	D1	D2	NW	g/piece
882-0202	G1/8	OD4 (5/32")	13	5,5	33,5	23	17,8	22,3	10	8,6	14,2	2	22
882-0204	G1/8	OD6	13	5,5	39,5	27	22,3	28,3	14	11,4	14,2	4	41
882-0206	G1/8	OD8 (5/16")	14	5,5	44,5	31	25,5	33	16	14,6	15,2	5,5	58
882-0402	G1/4	OD4 (5/32")	17	7,5	36,5	24	17,8	22,3	10	8,6	18,5	2	33
882-0404	G1/4	OD6	17	7,5	42	27,5	22,3	28,3	14	11,4	18,5	4	51
882-0406	G1/4	OD8 (5/16")	17	7,5	47	31,5	25,5	33	16	14,6	18,5	6	69
882-0408	G1/4	OD10	17	7,5	51	34,5	29	37,5	18	16,6	18,5	8	88
882-0409	G1/4	OD12	17	7,5	56	38,5	36	46	20	19,9	18,5	8,5	123
882-0604	G3/8	OD6	20	7,5	43	28,5	22,3	28,3	14	11,4	21,8	4	63
882-0606	G3/8	OD8 (5/16")	20	7,5	47,5	32	25,5	33	16	14,6	21,8	6	79
882-0608	G3/8	OD10	20	7,5	51,5	35	29	37,5	18	16,6	21,8	8	98
882-0609	G3/8	OD12	20	7,5	56,5	39	36	46	20	19,9	21,8	9	134
882-0804	G1/2	OD6	24	9,5	45,5	29	22,3	28,3	14	11,4	26,2	4	85
882-0806	G1/2	OD8 (5/16")	24	9,5	50,5	33	25,5	33	16	14,6	26,2	6	102
882-0808	G1/2	OD10	24	9,5	54,5	36	29	37,5	18	16,6	26,2	8	129
882-0809	G1/2	OD12	24	9,5	59,5	40	36	46	20	19,9	26,2	9	157

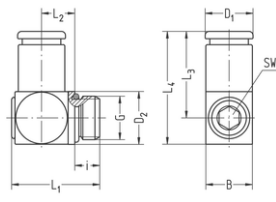
Elbow screw-in connector | swiveling | long

- Metric thread
- Chambered O-ring
- Sealing NBR
- Material brass nickel-plated
- Temperature range -4 to 176 °F (-20 to +80 °C)
- Working pressure range -14 to 217 psi (-0.95 to 15 bar)
- Not designed for steady motion of the tube



Part no.	G	for tube	SW	i	L1	L2	L3	L4	B	D1	NW	g/piece
883-5002	M5	OD4 (5/32")	8	4,5	29,5	20	17,8	22,3	10	8,6	2	16
883-5004	M5	OD6	8	4,5	29,5	20	21,3	25,8	10	11,4	2,2	17

Elbow screw-in connector | swiveling with hexagon socket

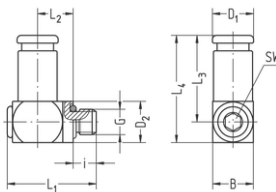


- Whitworth pipe thread
- With hexagon socket
- Chambered O-ring
- Sealing NBR
- Material brass nickel-plated
- Temperature range -4 to 176 °F (-20 to +80 °C)
- Working pressure range -14 to 217 psi (-0.95 to 15 bar)
- Not designed for steady motion of the tube

Part no.	G	for tube	connecting thread	SW	i	L1	L2	L3	L4	B	D1	D2	NW	g/piece
856-0202	G1/8	OD4 (5/32")	10,8	4	5,5	22	8,7	18,8	24,7	11,8	8,6	11,9	2	17
856-0204	G1/8	OD6	10,8	4	5,5	22	8,7	22,3	28,2	11,8	11,4	11,9	4	21
856-0206	G1/8	OD8 (5/16")	10,8	4	5,5	22	8,7	24,2	30,1	13,9	13,9	11,9	4,5	27
856-0402	G1/4	OD4 (5/32")	14	6	7,5	27,5	11	20,5	28,4	15,8	8,6	15,9	2	34
856-0404	G1/4	OD6	14	6	7,5	27,5	11	24	31,9	15,8	11,4	15,9	4	38
856-0406	G1/4	OD8 (5/16")	14	6	7,5	27,5	11	26	33,9	15,8	14,6	15,9	6	42
856-0408	G1/4	OD10	14	6	7,5	27,5	11	28,5	36,4	15,9	15,9	15,9	6,5	45

15

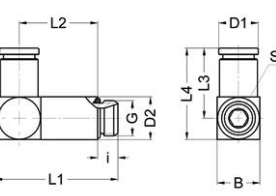
Elbow screw-in connector | swiveling with hexagon socket



- Metric thread
- With hexagon socket
- Chambered O-ring
- Sealing NBR
- Material brass nickel-plated
- Temperature range -4 to 176 °F (-20 to +80 °C)
- Working pressure range -14 to 217 psi (-0.95 to 15 bar)
- Not designed for steady motion of the tube

Part no.	G	for tube	SW	i	L1	L2	L3	L4	B	D1	D2	NW	g/piece
857-4202	M3	OD4 (5/32")	2	2,9	13,4	6,6	16,7	19,7	8	7,9	6	1,2	6
857-5002	M5	OD4 (5/32")	3	4,5	17,3	6,9	17,3	21,3	7,9	7,9	8	2	8
857-5004	M5	OD6	3	4,5	19,8	8,4	22	27	9,9	9,9	8	2,2	15
857-4802	M7	OD4 (5/32")	4	5	19,8	7,9	18,5	23,5	9,9	8,6	9,9	2	12
857-4804	M7	OD6	4	5	19,8	7,9	22	27	9,9	9,9	9,9	4	14

Elbow screw-in connector with hexagon socket | long

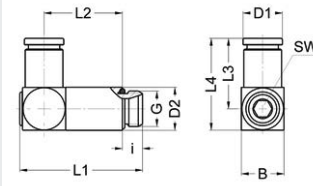


- Whitworth pipe thread
- With hexagon socket
- Chambered O-ring
- Sealing NBR
- Material brass nickel-plated
- Temperature range -4 to 176 °F (-20 to +80 °C)
- Working pressure range -14 to 217 psi (-0.95 to 15 bar)
- Not designed for steady motion of the tube

Part no.	G	for tube	SW	i	L1	L2	L3	L4	B	D1	D2	connecting thread	NW	g/piece
852-0202	G1/8	OD4 (5/32")	4	5,5	37,5	24,3	18,8	24,7	11,8	8,6	11,9	10,8	2	29
852-0204	G1/8	OD6	4	5,5	37,5	24,3	22,3	28,2	11,8	11,4	11,9	10,8	4	33
852-0206	G1/8	OD8 (5/16")	4	5,5	37,5	24,3	24,2	30,1	13,9	13,9	11,9	10,8	4,5	38
852-0402	G1/4	OD4 (5/32")	6	7,5	45,5	29	20,5	28,4	15,8	8,6	15,9	14	2	58
852-0404	G1/4	OD6	6	7,5	45,5	29	24	31,9	15,8	11,4	15,9	14	4	61
852-0406	G1/4	OD8 (5/16")	6	7,5	45,5	29	26	33,9	15,8	14,6	15,9	14	6	66
852-0408	G1/4	OD10	6	7,5	45,5	29	28,5	36,4	15,9	15,9	15,9	14	6,5	68

Elbow screw-in connector with hexagon socket | long

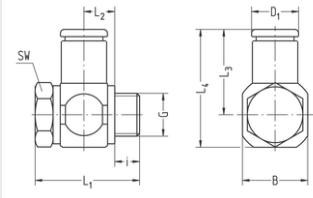
- Metric thread
- With hexagon socket
- Chambered O-ring
- Sealing NBR
- Material brass nickel-plated
- Temperature range -4 to 176 °F (-20 to +80 °C)
- Working pressure range -14 to 217 psi (-0.95 to 15 bar)
- Not designed for steady motion of the tube



Part no.	G	for tube	SW	i	L1	L2	L3	L4	B	D1	D2	connecting thread	NW	g/piece
853-4804	M7	OD6	4	5	33,3	21,3	22,3	28,2	11,8	11,4	11,9	10,8	4	22

Single swivel connector | short model

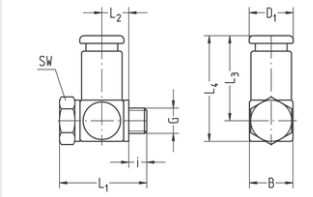
- Whitworth pipe thread
- VS seal rings
- Seal in connection NBR
- Material brass nickel-plated
- Temperature range -4 to 158 °F (-20 to +70 °C)
- Working pressure range -14 to 217 psi (-0.95 to 15 bar)



Part no.	G	for tube	SW	i	L1	L2	L3	L4	B	D1	NW	g/piece
834-0202K	G1/8	OD4 (5/32")	14	5,5	28,5	9,5	19	27	16	8,6	2	38
834-0203K	G1/8	OD5	14	5,5	28,5	9,5	21	29	16	9,9	3	40
834-0204K	G1/8	OD6	14	5,5	28,5	9,5	22,5	30,5	16	11,4	4	42
834-0206K	G1/8	OD8 (5/16")	14	5,5	28,5	9,5	24,5	32,5	16	14,6	5,2	45
834-0208K	G1/8	OD10	14	5,5	28,5	9,5	27	35	17	16,6	5,2	51
834-0243K	G1/8	OD4,3	14	5,5	28,5	9,5	19	27	16	8,9	3	39
834-0402K	G1/4	OD4 (5/32")	17	7,5	30,5	9,5	21	31	20	8,6	2	56
834-0403K	G1/4	OD5	17	7,5	30,5	9,5	23	33	20	9,9	3	58
834-0404K	G1/4	OD6	17	7,5	30,5	9,5	24,5	34,5	20	11,4	4	60
834-0406K	G1/4	OD8 (5/16")	17	7,5	30,5	9,5	26,5	36,5	20	14,6	6	62
834-0408K	G1/4	OD10	17	7,5	30,5	9,5	29	39	20	16,6	7	67
834-0409K	G1/4	OD12	17	7,6	37	12,7	33,2	43,5	20	19,9		95
834-0443K	G1/4	OD4,3	17	7,5	30,5	9,5	21	31	20	8,9	3	56
834-0606K	G3/8	OD8 (5/16")	22	7,5	31,5	9,5	28	39	22	14,6	6	79
834-0608K	G3/8	OD10	22	7,5	31,5	9,5	30,5	41,5	22	16,6	8	84
834-0609K	G3/8	OD12	22	7,6	38	12,7	35,3	47	24	19,9		124

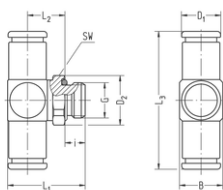
Single swivel connector | short model

- M5 thread
- PVC seal rings
- Seal in connection NBR
- Ring connection brass nickel-plated
- Banjo bolt galvanized steel
- Temperature range 14 to 158 °F (-10 to +70 °C)
- Working pressure range -14 to 217 psi (-0.95 to 15 bar)



Part no.	G	for tube	SW	i	L1	L2	L3	L4	B	D1	NW	g/piece
835-5002K	M5	OD4 (5/32")	8	3,5	17	5,2	17	21	8,5	8,6	2	9
835-5003K	M5	OD5	8	4	19	6	19	23,5	10	9,9	2,4	12
835-5004K	M5	OD6	8	4,5	20,5	6,5	20,5	25	11	11,4	2,4	16
835-5043K	M5	OD4,3	8	3,5	17	5,2	17	21	8,5	8,9	2,4	9

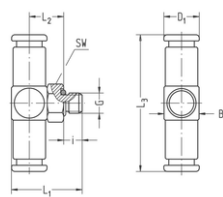
T-screw-in connector | swiveling



- Whitworth pipe thread
- Chambered O-ring
- Sealing NBR
- Material brass nickel-plated
- Temperature range -4 to 176 °F (-20 to +80 °C)
- Working pressure range -14 to 217 psi (-0.95 to 15 bar)
- Not designed for steady motion of the tube

Part no.	G	for tube	SW	i	L1	L2	L3	B	D1	D2	NW	g/piece
888-0202	G1/8	OD4 (5/32")	13	5,5	21,5	11	35,6	10	8,6	14,2	2	20
888-0203	G1/8	OD5	13	5,5	21,5	11	39,6	10	9,9	14,2	3	20
888-0204	G1/8	OD6	13	5,5	25,5	13	44,6	14	11,9	14,2	4	37
888-0206	G1/8	OD8 (5/16")	13	5,5	28	14,5	51	16	14,4	14,2	5,5	53
888-0243	G1/8	OD4,3	13	5,5	21,5	11	35,6	10	8,9	14,2	3	17
888-0402	G1/4	OD4 (5/32")	17	7,5	24,5	12	35,6	10	8,6	18,5	2	31
888-0403	G1/4	OD5	17	7,5	24,5	12	39,6	10	9,9	18,5	3	25
888-0404	G1/4	OD6	17	7,5	28	13,5	44,6	14	11,9	18,5	4	46
888-0406	G1/4	OD8 (5/16")	17	7,5	30,5	15	51	16	14,4	18,5	6	62
888-0408	G1/4	OD10	17	7,5	32,5	16	58	18	16,7	18,5	8	79
888-0409	G1/4	OD12	17	7,5	34,5	17	72	20	19,9	18,5	8,5	117
888-0443	G1/4	OD4,3	17	7,5	24,5	12	35,6	10	8,9	18,5	3	22
888-0604	G3/8	OD6	20	7,5	29,5	15	44,6	14	11,4	21,8	4	59
888-0606	G3/8	OD8 (5/16")	20	7,5	31,5	16	51	16	14,6	21,8	6	73
888-0608	G3/8	OD10	20	7,5	33,5	17	58	18	16,6	21,8	8	91
888-0609	G3/8	OD12	20	7,5	35,5	18	72	20	19,9	21,8	9	128
888-0804	G1/2	OD6	24	9,5	33	16,5	44,6	14	11,4	26,2	4	85
888-0806	G1/2	OD8 (5/16")	24	9,5	35	17,5	51	16	14,6	26,2	6	102
888-0808	G1/2	OD10	24	9,5	36	17,5	58	18	16,6	26,2	8	112
888-0809	G1/2	OD12	24	9,5	38	18,5	72	20	19,9	26,2	9	149

T-screw-in connector | swiveling

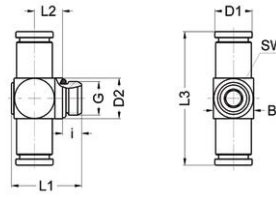


- Metric thread
- Chambered O-ring
- Sealing NBR
- Material brass nickel-plated
- Temperature range -4 to 176 °F (-20 to +80 °C)
- Working pressure range -14 to 217 psi (-0.95 to 15 bar)
- Not designed for steady motion of the tube

Part no.	G	for tube	SW	i	L1	L2	L3	B	D1	NW	g/piece
889-5002	M5	OD4 (5/32")	8	4,5	18,5	9	35,6	10	8,6	2	14
889-5004	M5	OD6	8	4,5	18,5	9	42,6	10	11,4	2,2	18

T-screw-in connector | swiveling with hexagon socket

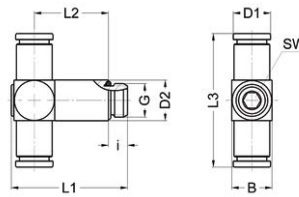
- Whitworth pipe thread
- With hexagon socket
- Chambered O-ring
- Sealing NBR
- Material brass nickel-plated
- Temperature range -4 to 176 °F (-20 to +80 °C)
- Working pressure range -14 to 217 psi (-0.95 to 15 bar)
- Not designed for steady motion of the tube



Part no.	G	for tube	SW	i	L1	L2	L3	B	D1	D2	connecting thread countersink Ø max.	NW	g/piece
858-0202	G1/8	OD4 (5/32")	4	5,5	22	8,7	37,6	11,8	8,6	11,9	10,8	2	21
858-0204	G1/8	OD6	4	5,5	22	8,7	44,6	11,8	11,4	11,9	10,8	4	28
858-0206	G1/8	OD8 (5/16")	4	5,5	22	8,7	48,4	13,9	13,9	11,9	10,8	4,5	37
858-0402	G1/4	OD4 (5/32")	6	7,5	27,5	11	41	15,8	8,6	15,9	14	2	37
858-0404	G1/4	OD6	6	7,5	27,5	11	48	15,8	11,4	15,9	14	4	44
858-0406	G1/4	OD8 (5/16")	6	7,5	27,5	11	52	15,8	14,6	15,9	14	6	53
858-0408	G1/4	OD10	6	7,5	27,5	11	57	15,9	15,9	15,9	14	6,5	59

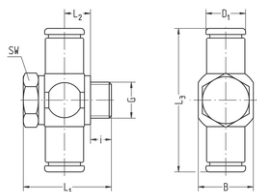
T-screw-in connector | swiveling with hexagon socket | long

- Whitworth pipe thread
- With hexagon socket
- Chambered O-ring
- Sealing NBR
- Material brass nickel-plated
- Temperature range -4 to 176 °F (-20 to +80 °C)
- Working pressure range -14 to 217 psi (-0.95 to 15 bar)
- Not designed for steady motion of the tube



Part no.	G	for tube	SW	i	L1	L2	L3	B	D1	D2	connecting thread countersink Ø max.	NW	g/piece
854-0202	G1/8	OD4 (5/32")	4	5,5	37,5	24,3	37,6	11,8	8,6	11,9	10,8	2	32
854-0204	G1/8	OD6	4	5,5	37,5	24,3	44,6	11,8	11,4	11,9	10,8	4	39
854-0206	G1/8	OD8 (5/16")	4	5,5	37,5	24,3	48,4	13,9	13,9	11,9	10,8	4,5	48
854-0402	G1/4	OD4 (5/32")	6	7,5	45,5	29	41	15,8	8,6	15,9	14	2	61
854-0404	G1/4	OD6	6	7,5	45,5	29	48	15,8	11,4	15,9	14	4	68
854-0406	G1/4	OD8 (5/16")	6	7,5	45,5	29	52	15,8	14,6	15,9	14	6	77
854-0408	G1/4	OD10	6	7,5	45,5	29	57	15,9	15,9	15,9	14	6,5	83

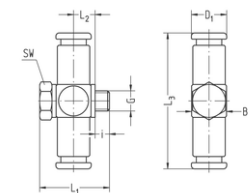
Double swivel joint | short model



- Whitworth pipe thread
- VS seal rings
- Seal in connection NBR
- Material brass nickel-plated
- Temperature range -4 to 158 °F (-20 to +70 °C)
- Working pressure range -14 to 217 psi (-0.95 to 15 bar)

Part no.	G	for tube	SW	i	L1	L2	L3	B	D1	NW	g/piece
838-0202K	G1/8	OD4 (5/32")	14	5,5	28,5	9,5	38	16	8,6	2	40
838-0203K	G1/8	OD5	14	5,5	28,5	9,5	42	16	9,9	3	43
838-0204K	G1/8	OD6	14	5,5	28,5	9,5	45	16	11,4	4	47
838-0206K	G1/8	OD8 (5/16")	14	5,5	28,5	9,5	49	16	14,6	5,2	53
838-0243K	G1/8	OD4,3	14	5,5	28,5	9,5	38	16	8,9	3	41
838-0402K	G1/4	OD4 (5/32")	17	7,5	30,5	9,5	42	20	8,6	2	58
838-0403K	G1/4	OD5	17	7,5	30,5	9,5	46	20	9,9	3	61
838-0404K	G1/4	OD6	17	7,5	30,5	9,5	49	20	11,4	4	65
838-0406K	G1/4	OD8 (5/16")	17	7,5	30,5	9,5	53	20	14,6	6	71
838-0408K	G1/4	OD10	17	7,5	30,5	9,5	58	20	16,6	7	80
838-0443K	G1/4	OD4,3	17	7,5	30,5	9,5	42	20	8,9	3	58

Double swivel joint | short model

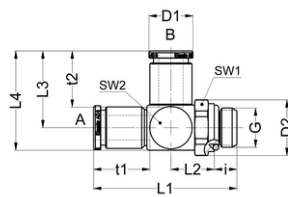


- M5 thread
- PVC seal rings
- Seal in connection NBR
- Ring connection brass nickel-plated
- Banjo bolt galvanized steel
- Temperature range 14 to 158 °F (-10 to +70 °C)
- Working pressure range -14 to 217 psi (-0.95 to 15 bar)

Part no.	G	for tube	SW	i	L1	L2	L3	B	D1	NW	g/piece
839-5002K	M5	OD4 (5/32")	8	3,5	17	5,2	34	8,5	8,6	2	12
839-5003K	M5	OD5	8	4	19	6	38	10	9,9	2,4	17
839-5004K	M5	OD6	8	4,5	20,5	6,5	41	11	11,4	2,4	21
839-5043K	M5	OD4,3	8	3,5	17	5,2	34	8,5	8,9	2,4	11

L screw-in connector | swiveling

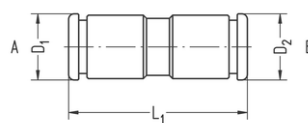
- Whitworth pipe thread
- Chambered O-ring
- Sealing NBR
- Material brass nickel-plated
- Temperature range -4 to 176 °F (-20 to +80 °C)
- Working pressure range -14 to 217 psi (-0.95 to 15 bar)
- Not designed for steady motion of the tube



Part no.	G	für Schlauch A	für Schlauch B	i	SW1	L1	L2	L3	L4	D1	D2	t1	t2	NW	g/piece
890-0202	G1/8	OD4	OD4	5,5	13	33,7	10,9	17,3	22,3	8,6	14,2	13,5	13,5	2	20
890-0203	G1/8	OD5	OD5	5,5	13	35,9	10,9	19,3	24,3	10,4	14,2	14,5	14,5	3	23
890-0204	G1/8	OD6	OD6	5,5	13	41,4	12,9	21,8	28,3	11,4	14,2	15,5	15,5	4	36
890-0206	G1/8	OD8	OD8	5,5	13	45,1	13,9	25,5	33	14,6	14,2	18,5	18,5	5,5	51
890-0402	G1/4	OD4	OD4	7,5	17	36,2	11,4	17,3	22,3	8,6	18,5	13,5	13,5	2	30
890-0403	G1/4	OD5	OD5	7,5	17	38,4	11,4	19,3	24,3	10,4	18,5	14,5	14,5	3	33
890-0404	G1/4	OD6	OD6	7,5	17	43,9	13,4	21,8	28,3	11,4	18,5	15,5	15,5	4	45
890-0406	G1/4	OD8	OD8	7,5	17	47,6	14,4	25,5	33	14,6	18,5	18,5	18,5	6	60
890-0408	G1/4	OD10	OD10	7,5	17	51,6	15,4	29	37,5	16,6	18,5	21,3	21,3	8	74
890-0409	G1/4	OD12	OD12	7,5	17	57,9	16,4	36	46	19,9	18,5	26	26	8,5	110
890-0604	G3/8	OD6	OD6	7,5	20	45,4	14,9	21,8	28,3	11,4	21,8			4	57
890-0606	G3/8	OD8	OD8	7,5	20	49,1	15,9	25,5	33	14,6	21,8	18,5	18,5	6	72
890-0608	G3/8	OD10	OD10	7,5	20	53,1	16,9	29	37,5	16,6	21,8	21,3	21,3	8	86
890-0609	G3/8	OD12	OD12	7,5	20	59,4	17,9	36	46	19,9	21,8	26	26	9	121
890-0611	G3/8	OD14	OD14	7,5	22	63,4	19	38,5	50	21,9	23,8	28,5	28,5	10	144
890-0804	G1/2	OD6	OD6	9,5	24	48,9	16,4	21,8	28,3	11,4	26,2			4	83
890-0806	G1/2	OD8	OD8	9,5	24	52,6	17,4	25,5	33	14,6	26,2	18,5	18,5	6	97
890-0808	G1/2	OD10	OD10	9,5	24	56,1	17,4	29	37,5	16,6	26,2	21,3	21,3	8	108
890-0809	G1/2	OD12	OD12	9,5	24	61,9	18,4	36	46	19,9	26,2	26	26	9	142
890-0811	G1/2	OD14	OD14	9,5	24	65,9	18,5	38,5	50	21,9	26,2	28,5	28,5	11	162

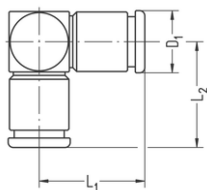
Double connector

- Sealing NBR
- Material brass nickel-plated
- Temperature range -4 to 176 °F (-20 to +80 °C)
- Working pressure range -14 to 217 psi (-0.95 to 15 bar)



Part no.	for tube A	for tube B	L1	D1	D2	NW	g/piece
833-0202	OD4	OD4	28	8,6	8,6	2	6
833-4343	OD4,3	OD4,3	28	8,9	8,9	3	6
832-0204	OD4	OD6	31,5	8,6	11,4	2	10
833-0303	OD5	OD5	32	9,9	9,9	3	9
832-0304	OD5	OD6	33,5	10,4	11,4	3	12
833-0404	OD6	OD6	35,5	11,4	11,4	4	13
832-0406	OD6	OD8	37	11,4	14,6	4	18
833-0606	OD8	OD8	39	14,6	14,6	6	22
832-0408	OD6	OD10	39,5	11,4	16,6	4	22
832-0608	OD8	OD10	42,3	14,6	16,6	6	26
833-0808	OD10	OD10	43,5	16,6	16,6	8	30
832-0809	OD10	OD12	48,5	16,6	19,9	8	45
833-0909	OD12	OD12	54	19,9	19,9	9	58
832-0911	OD12	OD14	56	19,9	21,9	9	63
833-1111	OD14	OD14	58	21,9	21,9	11	69

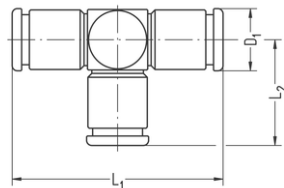
Elbow connector



- Sealing NBR
- Material brass nickel-plated
- Temperature range -4 to 176 °F (-20 to +80 °C)
- Working pressure range -14 to 217 psi (-0.95 to 15 bar)

Part no.	for tube	L1	L2	D1	NW	g/piece
877-0200	OD4 (5/32")	17,5	16,8	8,6	2	10
877-4300	OD4,3	17,5	16,8	8,9	3	10
877-0300	OD5	19,9	19,5	9,9	3	15
877-0400	OD6	21,5	21,5	11,4	4	20
877-0600	OD8 (5/16")	24,5	24,7	14,6	6	35
877-0800	OD10	27,7	27,7	16,6	8	48
877-0900	OD12	34,5	34	19,9	9	94
877-1100	OD14	37,5	37	21,9	11	117

T-connector

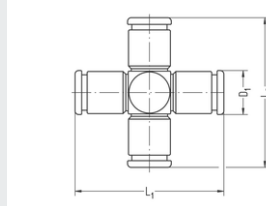


- Sealing NBR
- Material brass nickel-plated
- Temperature range -4 to 176 °F (-20 to +80 °C)
- Working pressure range -14 to 217 psi (-0.95 to 15 bar)

Part no.	for tube	L1	L2	D1	NW	g/piece
878-0200	OD4 (5/32")	35	16,8	8,6	2	13
878-4300	OD4,3	35	16,8	8,9	3	13
878-0300	OD5	39	19,5	9,9	3	19
878-0400	OD6	43	21,5	11,4	4	25
878-0600	OD8 (5/16")	49	24,7	14,6	6	44
878-0800	OD10	55,4	27,7	16,6	8	59
878-0900	OD12	69	34	19,9	9	117
878-1100	OD14	75	37	21,9	11	144

4-way connector

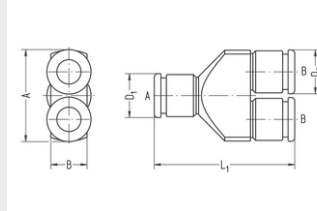
- Sealing NBR
- Material brass nickel-plated
- Temperature range -4 to 176 °F (-20 to +80 °C)
- Working pressure range -14 to 217 psi (-0.95 to 15 bar)



Part no.	for tube	L1	L2	D1	NW	g/piece
879-0200	OD4 (5/32")	35	33,5	8,6	2	17
879-4300	OD4,3	35	33,6	8,9	3	17
879-0300	OD5	39	39	9,9	3	24
879-0400	OD6	43	43	11,4	4	32
879-0600	OD8 (5/16")	49	49,4	14,6	6	55
879-0800	OD10	55,4	55,4	16,6	8	72
879-0900	OD12	69	68	19,9	9	142
879-1100	OD14	74	75	21,9	11	175

Y-connector

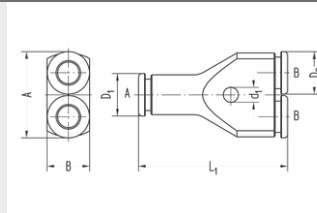
- Sealing NBR
- Base element Al black anodized
- Connections brass nickel-plated
- Temperature range -4 to 176 °F (-20 to +80 °C)
- Working pressure range -14 to 217 psi (-0.95 to 15 bar)



Part no.	for tube A	for tube B	L1	D1	D2	A	B	NW	g/piece
875-0909	OD12	OD12	72	19,9	19,9	40	21	9	116
875-1109	OD14	OD12	72,5	21,9	19,9	41,7	23	9	122

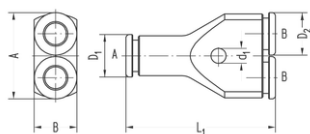
Y-connector

- Sealing NBR
- Base element Al black anodized
- Connections brass nickel-plated
- Temperature range -4 to 176 °F (-20 to +80 °C)
- Working pressure range -14 to 217 psi (-0.95 to 15 bar)



Part no.	for tube A	for tube B	L1	D1	D2	A	B	d1	NW	g/piece
875-0202	OD4	OD4	33	8,6	8,6	17,6	9	3,2	2	7
875-0402	OD6	OD4	37	9,9	8,6	17,6	10	3,2	2	9
875-0404	OD6	OD6	42	11,4	11,4	24,2	12	4,2	4	17
875-0604	OD8	OD6	45,5	13,9	11,4	24,2	14	4,2	4	22
875-0606	OD8	OD8	47	13,9	13,9	28,1	14	4,2	6	25
875-0806	OD10	OD8	47,5	15,9	13,9	28,1	16	4,2	6	30
875-0808	OD10	OD10	54	15,9	15,9	33,8	16	4,2	8	57
875-0906	OD12	OD8	53	19,9	13,9	28,1	20	4,2	6	42
875-0908	OD12	OD10	57,5	19,9	16,6	33,8	20	4,2	8	52
875-1108	OD14	OD10	59,5	21,9	16,6	33,8	22	4,2	8	57

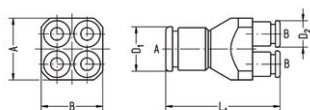
Y-connector



- Sealing NBR
- Material brass nickel-plated
- Temperature range -4 to 176 °F (-20 to +80 °C)
- Working pressure range -14 to 217 psi (-0.95 to 15 bar)

Part no.	for tube A	for tube B	L1	D1	D2	A	B	d1	NW	g/piece
874-0202	OD4	OD4	33	8,6	8,6	17,6	9	3,2	2	16
874-0404	OD6	OD6	42	11,4	11,4	24,2	12	4,2	4	39
874-0604	OD8	OD6	45,5	13,9	11,4	23,5	14	4,2	4	49
874-0606	OD8	OD8	47	13,9	13,9	28,1	14	4,2	6	53

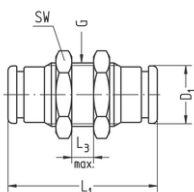
Y-connector, double



- Sealing NBR
- Base element Al black anodized
- Connections brass nickel-plated
- Temperature range -4 to 176 °F (-20 to +80 °C)
- Working pressure range -14 to 217 psi (-0.95 to 15 bar)

Part no.	for tube A	for tube B	L1	D1	D2	A	B	NW	g/piece
876-0402	OD6	OD4	42,3	11,9	8,6	20	20	2	29

Bulkhead connector

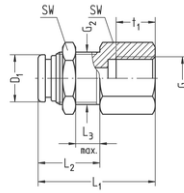


- Sealing NBR
- Material brass nickel-plated
- Temperature range -4 to 176 °F (-20 to +80 °C)
- Working pressure range -14 to 217 psi (-0.95 to 15 bar)

Part no.	for tube	G	SW	L1	L3 max.	D1	NW	g/piece
880-0202	OD4 (5/32")	M12x1	14	28	6	8,6	2	17
880-0303	OD5	M12x1	14	32	9	9,9	3	19
880-4343	OD4,3	M12x1	14	28	6	8,9	3	17
880-0404	OD6	M14x1	17	35	8	11,4	4	31
880-0606	OD8 (5/16")	M16x1	19	39	8	14,6	6	40
880-0808	OD10	M18x1	22	43,5	10	16,6	8	57
880-0909	OD12	M22x1	27	54	12	19,9	9	100
880-1111	OD14	M24x1	30	58	12	21,9	11	122

Bulkhead connector with female thread

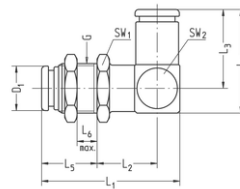
- Sealing NBR
- Material brass nickel-plated
- Temperature range -4 to 176 °F (-20 to +80 °C)
- Working pressure range -14 to 217 psi (-0.95 to 15 bar)



Part no.	G1	for tube	G2	SW	L1	L2	L3 max.	D1	t1	NW	g/piece
802-0102	G1/8	OD4 (5/32")	M12x1	14	25	13,5	6	8,6	8	2	20
802-0104	G1/8	OD6	M14x1	17	28,8	17,5	8	11,4	8	4	35
802-0106	G1/8	OD8 (5/16")	M16x1	19	30,5	17,5	8	14,6	8	6	48
802-0304	G1/4	OD6	M14x1	17	34	17,5	8	11,4	12	4	38
802-0306	G1/4	OD8 (5/16")	M16x1	19	34,5	17,5	8	14,6	12	6	50

Elbow bulkhead connector | swiveling

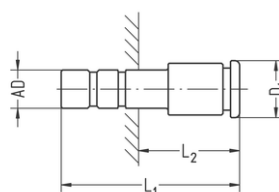
- Sealing NBR
- Material brass nickel-plated
- Temperature range -4 to 176 °F (-20 to +80 °C)
- Working pressure range -14 to 217 psi (-0.95 to 15 bar)



Part no.	for tube	G	SW1	SW2	L1	L2	L3	L4	L5	L6 max.	D1	NW	g/St.
814-0202	OD4 (5/32")	M12x1	14	10	34	16	17,8	22,3	13	6	8,6	2	27
814-0404	OD6	M14x1	17	14	42	18	22,3	28,3	17	8	11,4	4	54
814-0606	OD8 (5/16")	M16x1	19	16	45,5	20	25,5	33	17,5	8	14,6	6	73
814-0808	OD10	M18x1	22	18	51	21	29	37,5	21	10	16,6	8	103

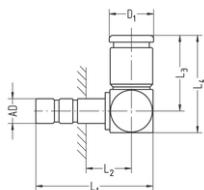
Reducing plug

- Material: brass nickel-plated
- Seal: NBR -20 to 80 °C (-4 to 176 °F)
- Working pressure range: -0.95 to 16 bar (-14 to 232 psi)
- Fits to all connections from the programs 14, 14A and 15 in the respective size as well as for all MULTILINE couplings



Part no.	plug AD	for tube	L1	L2	D1	NW	g/piece
821-0204	4	OD6	35,5	22	11,4	2	9
821-0206	4	OD8 (5/16")	37	23,5	14,6	2	13
821-0402	6	OD4 (5/32")	32,5	15,5	8,6	2	6
821-0406	6	OD8 (5/16")	39	22	14,6	4	14
821-0602	8	OD4 (5/32")	28	9,3	9,8	2	6
821-0604	8	OD6	38	16,3	11,4	4	10
821-0804	10	OD6	41,5	22,5	11,4	4	13
821-0806	10	OD8 (5/16")	43	22	14,6	6	16
821-0906	12	OD8 (5/16")	47,5	21,5	14,6	6	23
821-0908	12	OD10	53,5	27,5	16,6	8	30
821-1108	14	OD10	53	25	16,6	8	31
821-1109	14	OD12	61	33	19,9	9	48

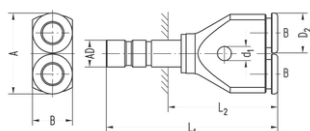
Elbow plug



- Sealing NBR
- Material brass nickel-plated
- Temperature range -4 to 176 °F (-20 to +80 °C)
- Working pressure range -14 to 217 psi (-0.95 to 15 bar)

Part no.	plug AD	for tube	L1	L2	L3	L4	D1	NW	g/piece
841-0202	4	OD4 (5/32")	27,5	10	17,5	22	8,6	2	9
841-0404	6	OD6	32	10	21,5	27	11,4	4	17
841-0606	8	OD8 (5/16")	38	12,3	24,5	31,5	14,6	6	30
841-0808	10	OD10	43,5	14,5	27,7	35,7	16,6	7,8	43
841-0909	12	OD12	52,5	26,5	34,5	44,5	19,9	9	84
841-1111	14	OD14	57,5	29,5	37,5	48,5	21,9	11	104

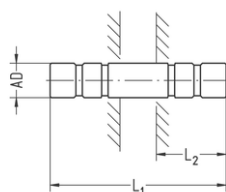
Y-plug



- Sealing NBR
- Base element Al black anodized
- Connections brass nickel-plated
- Temperature range -4 to 176 °F (-20 to +80 °C)
- Working pressure range -14 to 217 psi (-0.95 to 15 bar)

Part no.	plug AD	for tube	L1	L2	D1	D2	A	B	d1	NW	g/piece
819-0202	4	OD4 (5/32")	40	27	3,2	8,6	17,6	9	3,2	2	8
819-0243	4	OD4,3	40	27	3,2	8,9	17,9	9	3,2	2,5	8
819-0402	6	OD4 (5/32")	42,5	26	3,2	8,6	17,6	9	3,2	2	9
819-0443	6	OD4,3	42,5	26	3,2	8,9	17,9	9	3,2	3	9
819-0404	6	OD6	49	32,5	4,2	11,4	24,2	12	4,2	4	18
819-0604	8	OD6	52	33,3	4,2	11,4	24,2	12	4,2	4	19

Double plug

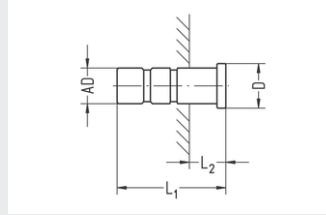


- Material brass nickel-plated
- Temperature range -4 to 248 °F (-20 to +120 °C)
- Working pressure range -14 to 232 psi (-0.95 to 16 bar)
- Fits all connections in the programs 14, 15 and 15A in the respective size

Part no.	plug AD	L1	L2	NW	g/piece
622-0202	4	30	12	2	2
622-4343	4,3	30	12	3	2
622-0303	5	35	13,5	3	4
622-0404	6	36	15	4	5
622-0606	8	41	18	6	7
622-0808	10	47	20,5	8	11
622-0909	12	60	26	10	17
622-1111	14	64	28,5	12	22

Closure plug

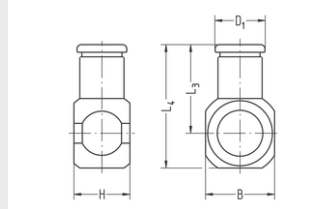
- Material: brass nickel-plated
- Temperature range: -20 to +120 °C (4 to 248 °F)
- Working pressure range: -0.95 to 24 bar (-14 to 348 psi)
- Fits to all connections from the programs 14, 14A and 15 in the respective size as well as for all MULTILINE couplings



Part no.	plug AD	L1	L2	D	g/piece
623-1800	3	18,5	7	6	1
623-0200	4	19	7	5,5	2
623-4300	4,3	19	7	5,5	2
623-0300	5	21	7,5	6,8	4
623-0400	6	21,5	6,5	7,8	5
623-6300	1/4" (6,3)	21,5	6,5	8	6
623-0600	8	24,5	6,5	9,8	11
623-9500	3/8" (9,5)	28	7,5	11,3	17
623-0800	10	28	7,5	11,8	19
623-0900	12	33	7	13,8	32
623-2700	1/2" (12,7)	33	7	14,5	36
623-1100	14	36	7,5	15,8	30
623-1200	16	38	7,5	17,8	38
623-1500	20	52	-	21,8	69

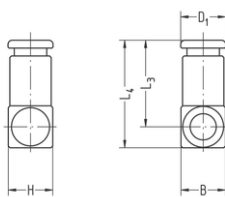
Ring connection

- For banjo bolt with Whitworth pipe thread
- Sealing NBR
- Material brass nickel-plated
- Temperature range -4 to 176 °F (-20 to +80 °C)
- Working pressure range -14 to 217 psi (-0.95 to 15 bar)



Part no.	for banjo bolt	for tube	H	L3	L4	B	D1	NW	g/piece
834-02021	G1/8	OD4 (5/32")	14,5	19	27	16	8,6	2	21
834-02031	G1/8	OD5	14,5	21	29	16	9,9	3	23
834-02041	G1/8	OD6	14,5	22,5	30,5	16	11,4	4	25
834-02061	G1/8	OD8 (5/16")	14,5	24,5	32,5	16	14,6	6	27
834-02431	G1/8	OD4,3	14,5	19	27	16	8,9	3	21
834-04021	G1/4	OD4 (5/32")	14,5	21	31	20	8,6	2	28
834-04031	G1/4	OD5	14,5	23	33	20	9,9	3	30
834-04041	G1/4	OD6	14,5	24,5	34,5	20	11,4	4	32
834-04061	G1/4	OD8 (5/16")	14,5	26,5	36,5	20	14,6	6	35
834-04081	G1/4	OD10	14,5	29	39	20	16,6	8	39
834-04431	G1/4	OD4,3	14,5	21	31	20	8,9	3	29
834-06061	G3/8	OD8 (5/16")	14,5	28	39	22	14,6	6	34
834-06081	G3/8	OD10	14,5	30,5	41,5	22	16,6	8	39

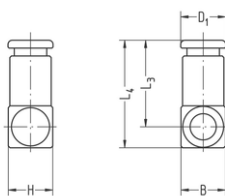
Ring connection



- For banjo bolt with thread M5
- Sealing NBR
- Material brass nickel-plated
- Temperature range -4 to 176 °F (-20 to +80 °C)
- Working pressure range -14 to 217 psi (-0.95 to 15 bar)

Part no.	for banjo bolt	for tube	H	L3	L4	B	D1	NW	g/piece
835-50021	M5	OD4 (5/32")	8,5	17	21	8,5	8,6	2	6
835-50031	M5	OD5	10	19	23,5	10	9,9	3	10
835-50041	M5	OD6	11	20,5	25	11	11,4	3	12
835-50431	M5	OD4,3	8,5	17	21	8,5	8,9	3	6

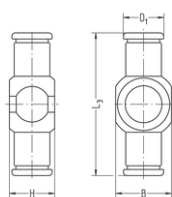
Single banjo | throttle



- For banjo bolt with thread M5
- Sealing NBR
- Material brass nickel-plated
- Temperature range -4 to 176 °F (-20 to +80 °C)
- Working pressure range -14 to 217 psi (-0.95 to 15 bar)

Part no.	for banjo bolt	for tube	H	L3	L4	B	D1	NW	g/piece
835-50021-1	M5 (for throttle)	OD4 (5/32")	8,5	17	21	8,5	8,6	1,8	5
835-50031-1	M5 (for throttle)	OD5	10	19	23,5	10	9,9	1,8	9
835-50041-1	M5 (for throttle)	OD6	11	20,5	25	11	11,4	1,8	12
835-50431-1	M5 (for throttle)	OD4,3	8,5	17	21	8,5	8,9	1,8	5

Double banjo

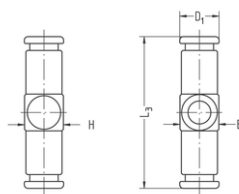


- For banjo bolt with Whitworth pipe thread
- Sealing NBR
- Material brass nickel-plated
- Temperature range -4 to 176 °F (-20 to +80 °C)
- Working pressure range -14 to 217 psi (-0.95 to 15 bar)

Part no.	for banjo bolt	for tube	H	L3	B	D1	NW	g/piece
838-02021	G1/8	OD4 (5/32")	14,5	38	16	8,6	2	23
838-02031	G1/8	OD5	14,5	42	16	9,9	3	26
838-02041	G1/8	OD6	14,5	45	16	11,4	4	30
838-02061	G1/8	OD8 (5/16")	14,5	49	16	14,6	6	36
838-02431	G1/8	OD4,3	14,5	38	16	8,9	3	23
838-04021	G1/4	OD4 (5/32")	14,5	42	20	8,6	2	30
838-04031	G1/4	OD5	14,5	46	20	9,9	3	33
838-04041	G1/4	OD6	14,5	49	20	11,4	4	37
838-04061	G1/4	OD8 (5/16")	14,5	53	20	14,6	6	43
838-04081	G1/4	OD10	14,5	58	20	16,6	8	52
838-04431	G1/4	OD4,3	14,5	42	20	8,9	3	31

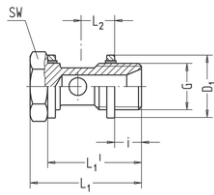
Double banjo

- For banjo bolt with thread M5
- Sealing NBR
- Material brass nickel-plated
- Temperature range -4 to 176 °F (-20 to +80 °C)
- Working pressure range -14 to 217 psi (-0.95 to 15 bar)



Part no.	for banjo bolt	for tube	H	L3	B	D1	NW	g/piece
839-50021	M5	OD4 (5/32")	8,5	34	8,5	8,6	2	9
839-50031	M5	OD5	10	38	10	9,9	3	14
839-50041	M5	OD6	11	41	11	11,4	3	18
839-50431	M5	OD4,3	8,5	34	8,5	8,9	3	8

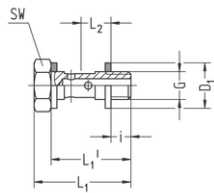
Banjo bolt | short model



- For 1 banjo fitting
- Whitworth pipe thread
- VS seal rings
- Material brass nickel-plated
- Temperature range -4 to 158 °F (-20 to +70 °C)
- Working pressure range -14 to 217 psi (-0.95 to 15 bar)
- Fits banjo fitting with H = 14.5

Part no.	G	SW	i	L1	L1'	L2	D1	NW	g/piece
634-0200K	G1/8	14	5,5	28,5	24,5	9,5	14,7	5,2	17
634-0400K	G1/4	17	7,5	30,5	26,5	9,5	17,7	7	28
634-0600K	G3/8	22	7,5	31,5	26,5	9,5	21,8	9,2	46
634-0800K	G1/2	27	9	33,5	28	9,5	26,3	11,8	71
635-5400K	M10x1	14	5,5	28,5	24,5	10,4	14,7	5,2	18

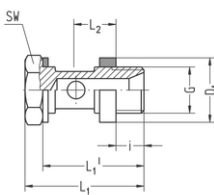
Banjo bolt | short model



- For 1 banjo fitting
- M5 thread
- PVC seal rings
- Material galvanized steel
- Temperature range 14 to 158 °F (-10 to +70 °C)
- Working pressure range -14 to 217 psi (-0.95 to 15 bar)

Part no.	G	fits banjo with H	SW	i	L1	L1'	L2	D1	NW	g/piece
35-5010K	M5	10	8	4	19	16	6	7,5	2,4	3
35-5000K	M5	8,5 and 9	8	3,5 (3)	17	14	5,2 (5,5)	7,5	2,4	3
635-5000K	M5	11	8	4,5	20,5	17,5	6,5	7,5	2,4	3

Banjo bolt

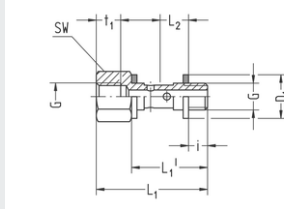


- For 1 banjo fitting
- Whitworth pipe thread
- Plastic seal rings
- Material brass nickel-plated
- Temperature range 14 to 158 °F (-10 to +70 °C)
- Working pressure range -14 to 217 psi (-0.95 to 15 bar)
- Fits banjo fitting with H = 14.5

Part no.	G	SW	i	L1	L1'	L2	D1	NW	g/piece
634-0200	G1/8	14	6	30,5	26,5	11,8	14,9	5,2	16
634-0400	G1/4	17	8	32,5	28,5	11,8	18,9	7,2	27
634-0600	G3/8	22	8	33,5	28,5	11,8	22,9	9,2	46
634-0800	G1/2	27	10	36	30,5	11,8	26,9	11,8	74

Banjo bolt | short model

- For 1 banjo fitting
- Whitworth pipe thread
- VS seal rings
- Material brass nickel-plated
- Temperature range -4 to 158 °F (-20 to +70 °C)
- Working pressure range -14 to 217 psi (-0.95 to 15 bar)
- Fits banjo fitting with H = 14.5



Part no.	G	SW	i	L1	L1'	L2	D1	t1	NW	g/piece
648-0200K	G1/8	14	5,5	34	24,5	9,5	14,7	6,5	5,2	20
648-0400K	G1/4	17	7,5	38,5	26,5	9,5	17,7	9	7,2	33
648-0600K	G3/8	22	7,5	39,5	26,5	9,5	21,8	9	9,2	55
648-0800K	G1/2	27	9	44	28	9,5	26,3	11	11,8	90


Color coding

- Material: aluminum anodized
- Fits to all Eisele plug connectors



Part no.	for tube	Color	g/piece
SA1394-1102	OD4	red	1
SA1394-1104	OD6	red	1
SA1394-1106	OD8	red	1
SA1394-1108	OD10	red	1
SA1394-1109	OD12	red	1
SA1394-1111	OD14	red	1
SA1394-1112	OD16	red	1
SA1394-1202	OD4	green	1
SA1394-1204	OD6	green	1
SA1394-1206	OD8	green	1
SA1394-1208	OD10	green	1
SA1394-1209	OD12	green	1
SA1394-1211	OD14	green	1
SA1394-1212	OD16	green	1
SA1394-1302	OD4	blue	1
SA1394-1304	OD6	blue	1
SA1394-1306	OD8	blue	1
SA1394-1308	OD10	blue	1
SA1394-1309	OD12	blue	1
SA1394-1311	OD14	blue	1
SA1394-1312	OD16	blue	1

Spigots for PU compressed-air tubes

**Low space requirements**

- Space-saving construction; thus tight mounting of systems possible

Efficient connection solution

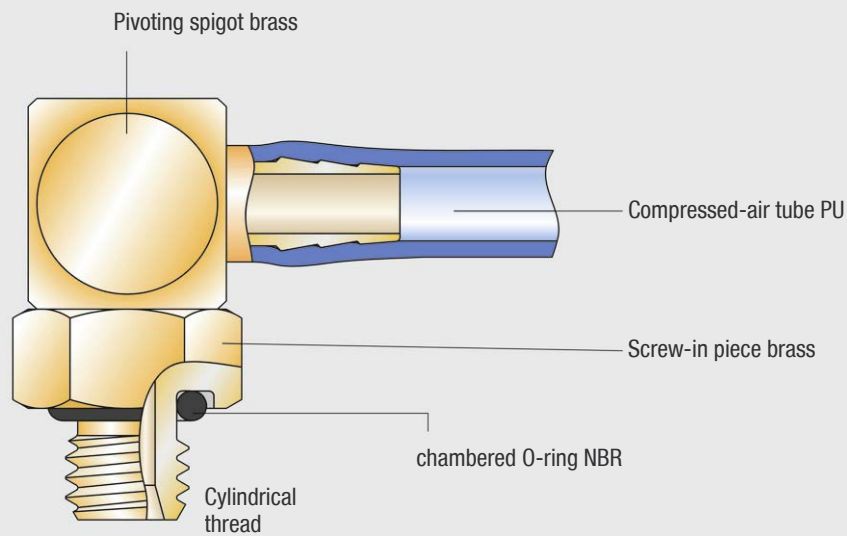
- Tube holds without additional tube clamp

Simple assembly and disassembly

- Spigots can be mounted and removed without tools
- Disassembly without destruction of the plugged-in tube end possible

Suitable for vacuum applications.

Functional principle



Range of application

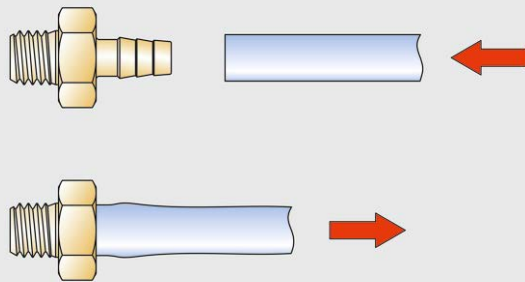
The connection system for an amazingly simple assembly. Quick, cheap assembly of compressed-air tubes from PU (polyurethane).

Service conditions

- Temperature range: -4 to 140 °F (-20 to +60 °C)
- Working pressure range: -14 to 87 psi (-0.95 to 6 bar)
- Allowable medium: Air
- Quick assembly of compressed-air tubes
- No tools necessary
- Repeated assembly and disassembly possible
- Tube holds without additional tube clamp
- Disassembly of the plugged-in tube end possible without destruction
- Swivel union with VS seal rings
- Suitable for vacuum

Data provided apply when compressed-air tubes made of PU are used.

Handling



Assembly: Push tube onto the spigot until it hits the limit stop

Disassembly: Pull off tube from spigot

Screw-in spigot

starting on page 162



Straight screw-in spigot

page 162



Elbow screw-in spigot, pivoting

page 162



T-screw-in spigot, pivoting

page 164

Spigots

starting on page 166



Double spigot

page 166



Elbow spigot

page 166



T-spigot

page 166



Cross spigot

page 167



Y-spigot

page 167



Bulkhead spigot

page 167

Ring spigots

starting on page 168

Ring spigots, single

page 168

Ring spigots, double

page 169

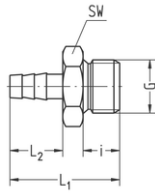
Accessories

starting on page 170

Banjo bolt

Seite 170

Straight screw-in spigot

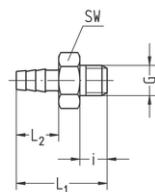


- Whitworth pipe thread
- Tube connection removable
- Material Al black anodized
- Temperature range -4 to 140 °F (-20 to +60 °C)
- Working pressure range -14 to 87 psi (-0.95 to 6 bar)

Part no.	G	for tube	SW	i	L1	L2	NW	g/piece
328-0202	1) G1/8	ID2,3 (4/2,3)	14	7	17	5,5	1,8	3
328-0203	G1/8	ID3 (5/3 - 4,3/3)	14	7	18,5	7	2,4	3
328-0204	G1/8	ID4 (6/4)	14	7	21	9,5	3,3	3
328-0206	G1/8	ID6 (8/6)	14	7	24,5	13	5,3	3
328-0403	G1/4	ID3 (5/3 - 4,3/3)	17	9	21	7	2,4	6
328-0404	G1/4	ID4 (6/4)	17	9	23,5	9,5	3,3	5
328-0406	G1/4	ID6 (8/6)	17	9	27	13	5,3	5

¹ Material brass

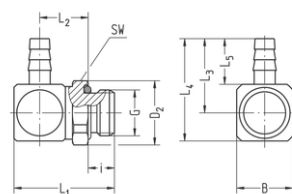
Straight screw-in spigot



- Thread M3, M5
- Tube connection removable
- Material brass
- Temperature range -4 to 140 °F (-20 to +60 °C)
- Working pressure range -14 to 87 psi (-0.95 to 6 bar)

Part no.	G	for tube	SW	i	L1	L2	NW	g/piece
329-4202	M3	ID2,3 (4/2,3)	5	3,3	10,8	5,5	1,5	1
329-4203	M3	ID3 (5/3 - 4,3/3)	5	3,3	12,3	7	1,5	1
329-5002	M5	ID2,3 (4/2,3)	8	4,5	13,5	5,5	1,8	2
329-5003	M5	ID3 (5/3 - 4,3/3)	8	4,5	15	7	2,4	2
329-5004	M5	ID4 (6/4)	8	4,5	17,5	9,5	2,4	3

Elbow screw-in spigot | swiveling

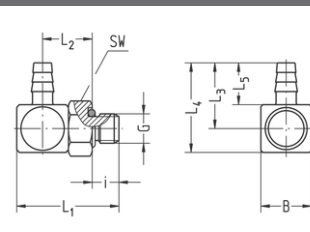


- Whitworth pipe thread
- Tube connection removable
- Chambered O-ring
- Sealing NBR (Perbunan)
- Material brass
- Temperature range -4 to 140 °F (-20 to +60 °C)
- Working pressure range -14 to 87 psi (-0.95 to 6 bar)

Part no.	G	for tube	SW	i	L1	L2	L3	L4	L5	B	D2	NW	g/piece
386-0203	G1/8	ID3 (5/3 - 4,3/3)	13	5,5	20	10,5	11	15	7	8,5	14,2	2,2	10
386-0204	G1/8	ID4 (6/4)	13	5,5	21,5	11,2	14	18,5	9,5	10	14,2	3	12
386-0206	G1/8	ID6 (8/6)	14	5,5	26	13,4	21	29	13	16	15,2	5,3	29
386-0403	G1/4	ID3 (5/3 - 4,3/3)	17	7,5	22,5	11	11	15	7	8,5	18,5	2,2	15
386-0404	G1/4	ID4 (6/4)	17	7,5	24	11,7	14	18,5	9,5	10	18,5	3	17
386-0406	G1/4	ID6 (8/6)	17	7,5	28,5	13,9	21	29	13	16	18,5	5,3	32

Elbow screw-in spigot | swiveling

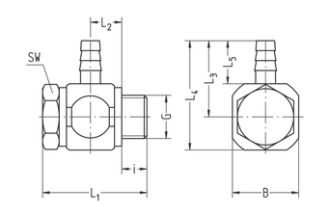
- Thread M3, M5
- Tube connection removable
- Chambered O-ring
- 14-41 PVC seal ring for thread M3, order separately
- Sealing NBR
- Material brass
- Temperature range -4 to 140 °F (-20 to +60 °C)
- Working pressure range -14 to 87 psi (-0.95 to 6 bar)



Part no.	G	for tube	SW	i	L1	L2	L3	L4	L5	B	NW	g/piece
387-4202	M3	ID2,3 (4/2,3)	5	3,3	11,8	5,5	8,2	11	5,5	5,5	1,5	2
387-4203	M3	ID3 (5/3 - 4,3/3)	5	3,3	11,8	5,5	9,7	12,5	7	5,5	1,5	2
387-5002	M5	ID2,3 (4/2,3)	8	4,5	14,5	7,1	8,2	11	5,5	5,5	1,5	3
387-5003	M5	ID3 (5/3 - 4,3/3)	8	4,5	17,5	8,5	11	15	7	8,5	2,2	6
387-5004	M5	ID4 (6/4)	8	4,5	17,5	8,5	13,5	17,5	9,5	8,5	2,2	6

Single swivel spigot | short model

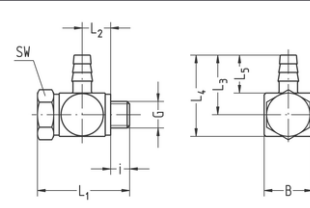
- Whitworth pipe thread
- Tube connection removable
- VS seal rings
- Material Al black anodized
- Temperature range -4 to 140 °F (-20 to +60 °C)
- Working pressure range -14 to 87 psi (-0.95 to 6 bar)



Part no.	G	for tube	SW	i	L1	L2	L3	L4	L5	B	NW	g/piece
334-0203K	G1/8	ID3 (5/3 - 4,3/3)	14	5,5	28,5	9,5	15	23	7	16	2,4	13
334-0204K	G1/8	ID4 (6/4)	14	5,5	28,5	9,5	17,5	25,5	9,5	16	3,3	13
334-0206K	G1/8	ID6 (8/6)	14	5,5	28,5	9,5	21	29	13	16	4,5	13
334-0403K	G1/4	ID3 (5/3 - 4,3/3)	17	7,5	30,5	9,5	17	27	7	20	2,4	19
334-0404K	G1/4	ID4 (6/4)	17	7,5	30,5	9,5	19,5	29,5	9,5	20	3,3	19
334-0406K	G1/4	ID6 (8/6)	17	7,5	30,5	9,5	23	33	13	20	5,3	19

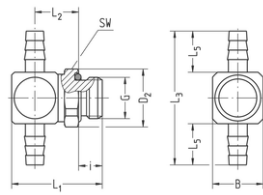
Single swivel spigot | short model

- Thread M3, M5
- Tube connection removable
- PVC seal rings
- Ring nozzle brass
- Banjo bolt galvanized steel
- Temperature range -4 to 140 °F (-20 to +60 °C)
- Working pressure range -14 to 87 psi (-0.95 to 6 bar)



Part no.	G	for tube	SW	i	L1	L2	L3	L4	L5	B	NW	g/piece
335-4202K	M3	ID2,3 (4/2,3)	5	2,5	11,6	3,5	8,2	11	5,5	5,5	1,5	2
335-4203K	M3	ID3 (5/3 - 4,3/3)	5	2,5	11,6	3,5	9,7	12,5	7	5,5	1,5	2
335-5002K	M5	ID2,3 (4/2,3)	8	3,5	17	5,2	9,5	13,5	5,5	8,5	1,8	6
335-5003K	M5	ID3 (5/3 - 4,3/3)	8	3,5	17	5,2	11	15	7	8,5	2,2	6
335-5004K	M5	ID4 (6/4)	8	3,5	17	5,2	13,5	17,5	9,5	8,5	2,4	6

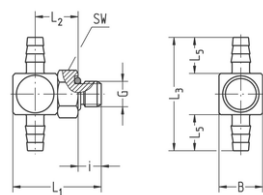
T-screw-in spigot | swiveling



- Whitworth pipe thread
- Tube connection removable
- Chambered O-ring
- Sealing NBR (Perbunan)
- Material brass
- Temperature range -4 to 140 °F (-20 to +60 °C)
- Working pressure range -14 to 87 psi (-0.95 to 6 bar)

Part no.	G	for tube	SW	i	L1	L2	L3	L5	B	D2	NW	g/piece
388-0203	G1/8	ID3 (5/3 - 4,3/3)	13	5,5	20	10,5	22	7	8,5	14,2	2,2	10
388-0204	G1/8	ID4 (6/4)	13	5,5	21,5	11,2	28	9,5	10	14,2	3	12
388-0206	G1/8	ID6 (8/6)	14	5,5	26	13,4	42	13	16	15,2	5,3	29
388-0403	G1/4	ID3 (5/3 - 4,3/3)	17	7,5	22,5	11	22	7	8,5	18,5	2,2	15
388-0404	G1/4	ID4 (6/4)	17	7,5	24	11,7	28	9,5	10	18,5	3	17
388-0406	G1/4	ID6 (8/6)	17	7,5	28,5	13,9	42	13	16	18,5	5,3	32

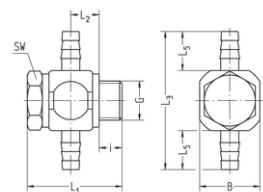
T-screw-in spigot | swiveling



- Thread M3, M5
- Tube connection removable
- Chambered O-ring
- 14-41 PVC seal ring for thread M3, order separately
- Sealing NBR
- Material brass
- Temperature range -4 to 140 °F (-20 to +60 °C)
- Working pressure range -14 to 87 psi (-0.95 to 6 bar)

Part no.	G	for tube	SW	i	L1	L2	L3	L5	B	NW	g/piece
389-4202	M3	ID2,3 (4/2,3)	5	3,3	11,8	5,5	16,5	5,5	5,5	1,5	2
389-4203	M3	ID3 (5/3 - 4,3/3)	5	3,3	11,8	5,5	19,5	7	5,5	1,5	2
389-5002	M5	ID2,3 (4/2,3)	8	4,5	14,5	7,1	16,5	5,5	8,5	1,5	3
389-5003	M5	ID3 (5/3 - 4,3/3)	8	4,5	17,5	8,5	22	7	8,5	2,2	6
389-5004	M5	ID4 (6/4)	8	4,5	17,5	8,5	27	9,5	8,5	2,2	6

Double swivel spigot | short model

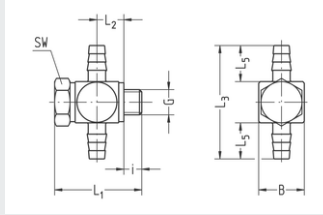


- Whitworth pipe thread
- Tube connection removable
- VS seal rings
- Material Al black anodized
- Temperature range -4 to 140 °F (-20 to +60 °C)
- Working pressure range -14 to 87 psi (-0.95 to 6 bar)

Part no.	G	for tube	SW	i	L1	L2	L3	L5	B	NW	g/piece
338-0203K	G1/8	ID3 (5/3 - 4,3/3)	14	5,5	28,5	9,5	30	7	16	2,4	13
338-0204K	G1/8	ID4 (6/4)	14	5,5	28,5	9,5	35	9,5	16	3,3	13
338-0206K	G1/8	ID6 (8/6)	14	5,5	28,5	9,5	42	13	16	4,5	14
338-0403K	G1/4	ID3 (5/3 - 4,3/3)	17	7,5	30,5	9,5	34	7	20	2,4	19
338-0404K	G1/4	ID4 (6/4)	17	7,5	30,5	9,5	39	9,5	20	3,3	19
338-0406K	G1/4	ID6 (8/6)	17	7,5	30,5	9,5	46	13	20	5,3	19

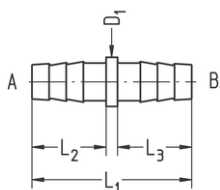
Double swivel spigot | short model

- Thread M3, M5
- Tube connection removable
- PVC seal rings
- Ring nozzle brass
- Banjo bolt galvanized steel
- Temperature range 14 to 140 °F (-10 to +60 °C)
- Working pressure range -14 to 87 psi (-0.95 to 6 bar)



Part no.	G	for tube	SW	i	L1	L2	L3	L5	B	NW	g/piece
339-4202K	M3	ID2,3 (4/2,3)	5	2,5	11,6	3,5	16,5	5,5	5,5	1,5	2
339-4203K	M3	ID3 (5/3 - 4,3/3)	5	2,5	11,6	3,5	19,5	7	5,5	1,5	2
339-5002K	M5	ID2,3 (4/2,3)	8	3,5	17	5,2	19	5,5	8,5	1,8	6
339-5003K	M5	ID3 (5/3 - 4,3/3)	8	3,5	17	5,2	22	7	8,5	2,2	6
339-5004K	M5	ID4 (6/4)	8	3,5	17	5,2	27	9,5	8,5	2,4	6

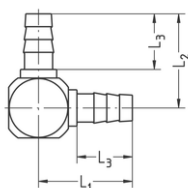
Double spigot



- Tube connection removable
- Material brass
- Temperature range -4 to 140 °F (-20 to +60 °C)
- Working pressure range -14 to 87 psi (-0.95 to 6 bar)

Part no.	for tube A	for tube B	L1	L2	L3	D1	NW	g/piece
333-0202	ID2,3 (4/2,3)	ID2,3 (4/2,3)	13	5,5	5,5	4	1,8	1
332-0203	ID2,3 (4/2,3)	ID3 (5/3 - 4,3/3)	14,5	5,5	7	5	1,8	1
333-0303	ID3 (5/3 - 4,3/3)	ID3 (5/3 - 4,3/3)	16	7	7	5	2,4	1
332-0304	ID3 (5/3 - 4,3/3)	ID4 (6/4)	18,5	7	9,5	6	2,4	1
333-0404	ID4 (6/4)	ID4 (6/4)	21	9,5	9,5	6	3,3	1
332-0406	ID4 (6/4)	ID6 (8/6)	25	10	13	8,5	3,3	2
333-0606	ID6 (8/6)	ID6 (8/6)	28	13	13	8,5	5,3	3

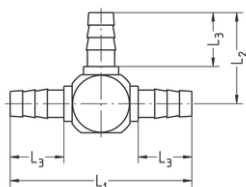
Elbow spigot



- Tube connection removable
- Material brass
- Temperature range -4 to 140 °F (-20 to +60 °C)
- Working pressure range -14 to 87 psi (-0.95 to 6 bar)

Part no.	for tube	L1	L2	L3	NW	g/piece
377-0200	ID2,3 (4/2,3)	9,5	9,5	5,5	1,8	2
377-0300	ID3 (5/3 - 4,3/3)	12,2	12,2	7	2,4	3
377-0400	ID4 (6/4)	16	16	9,5	3,3	6
377-0600	ID6 (8/6)	22	22	13	5,3	14

T-spigot

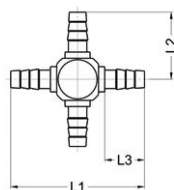


- Tube connection removable
- Material brass
- Temperature range -4 to 140 °F (-20 to +60 °C)
- Working pressure range -14 to 87 psi (-0.95 to 6 bar)

Part no.	for tube	L1	L2	L3	NW	g/piece
378-0200	ID2,3 (4/2,3)	19	9,5	5,5	1,8	2
378-0300	ID3 (5/3 - 4,3/3)	24,4	12,2	7	2,4	4
378-0400	ID4 (6/4)	32	16	9,5	3,3	7
378-0600	ID6 (8/6)	44	22	13	5,3	15

Cross spigot

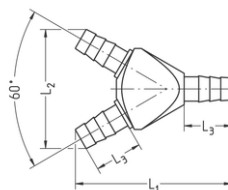
- Tube connection removable
- Material brass
- Temperature range -4 to 140 °F (-20 to +60 °C)
- Working pressure range -14 to 87 psi (-0.95 to 6 bar)



Part no.	for tube	L1	L2	L3	NW	g/piece
379-0200	ID2,3 (4/2,3)	19	19	5,5	1,8	2
379-0300	ID3 (5/3 - 4,3/3)	24,4	24,4	7	2,4	4
379-0400	ID4 (6/4)	32	32	9,5	3,3	8
379-0600	ID6 (8/6)	44	44	13	5,3	17

Y-spigot

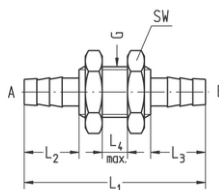
- Tube connection removable
- Material brass
- Temperature range -4 to 140 °F (-20 to +60 °C)
- Working pressure range -14 to 87 psi (-0.95 to 6 bar)



Part no.	for tube	L1	L2	L3	NW	g/piece
375-0202	ID2,3 (4/2,3)	18,5	14	5,5	1,8	2
375-0303	ID3 (5/3 - 4,3/3)	24,5	18	7	2,4	4
375-0404	ID4 (6/4)	32	23,5	9,5	3,3	8
375-0606	ID6 (8/6)	42,5	32	13	5,3	18

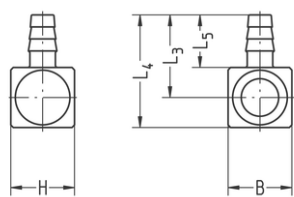
Bulkhead spigot

- Tube connection removable
- Material brass
- Temperature range -4 to 140 °F (-20 to +60 °C)
- Working pressure range -14 to 87 psi (-0.95 to 6 bar)



Part no.	for tube A	for tube B	G	SW	L1	L2	L3	L4 max.	NW	g/piece
380-0202	ID2,3 (4/2,3)	ID2,3 (4/2,3)	M5	7	23	5,5	5,5	7	1,8	2
381-0203	ID2,3 (4/2,3)	ID3 (5/3 - 4,3/3)	M7x0,5	9	27,5	5,5	7	7	1,8	6
380-0303	ID3 (5/3 - 4,3/3)	ID3 (5/3 - 4,3/3)	M7x0,5	9	29	7	7	7	2,4	6
381-0304	ID3 (5/3 - 4,3/3)	ID4 (6/4)	M10x1	14	32,5	7	9,5	7	2,4	15
380-0404	ID4 (6/4)	ID4 (6/4)	M10x1	14	35	9,5	9,5	7	3,3	15
381-0406	ID4 (6/4)	ID6 (8/6)	M12x1	17	38,5	9,5	13	7	3,3	15
380-0606	ID6 (8/6)	ID6 (8/6)	M12x1	17	42	13	13	7	5,3	15

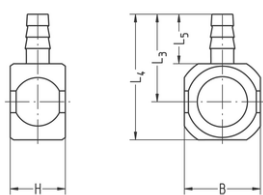
Single banjo



- For banjo bolt with thread M3, M5
- Tube connection removable
- Material brass
- Temperature range -4 to 140 °F (-20 to +60 °C)
- Working pressure range -14 to 87 psi (-0.95 to 6 bar)

Part no.	for banjo bolt	for tube	H	L3	L4	L5	B	NW	g/piece
335-42023	M3	ID2,3 (4/2,3)	5,5	8,2	11	5,5	5,5	1,5	1
335-42033	M3	ID3 (5/3 - 4,3/3)	5,5	9,7	12,5	7	5,5	2,4	1
335-50023	M5	ID2,3 (4/2,3)	8,5	9,5	13,5	5,5	8,5	1,8	3
335-50033	M5	ID3 (5/3 - 4,3/3)	8,5	11	15	7	8,5	2,2	3
335-50043	M5	ID4 (6/4)	8,5	13,5	17,5	9,5	8,5	3	4
335-50023-1	M5 (for throttle)	ID2,3 (4/2,3)	8,5	9,5	13,5	5,5	8,5	1,8	3
335-50033-1	M5 (for throttle)	ID3 (5/3 - 4,3/3)	8,5	11	15	7	8,5	2,2	3
335-50043-1	M5 (for throttle)	ID4 (6/4)	8,5	13,5	17,5	9,5	8,5	3	3

Single banjo

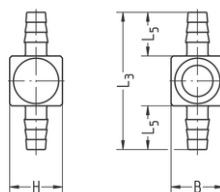


- For banjo bolts with Whitworth pipe thread
- Tube connection removable
- Material Al black anodized
- Temperature range -4 to 140 °F (-20 to +60 °C)
- Working pressure range -14 to 87 psi (-0.95 to 6 bar)

Part no.	for banjo bolt	for tube	H	L3	L4	L5	B	NW	g/piece
334-02033	G1/8	ID3 (5/3 - 4,3/3)	14,5	15	23	7	16	2,4	6
334-02043	G1/8	ID4 (6/4)	14,5	17,5	25,5	9,5	16	3,3	6
334-02063	G1/8	ID6 (8/6)	14,5	21	29	13	16	5,3	6
334-04033	G1/4	ID3 (5/3 - 4,3/3)	14,5	17	27	7	20	2,4	9
334-04043	G1/4	ID4 (6/4)	14,5	19,5	29,5	9,5	20	3,3	9
334-04063	G1/4	ID6 (8/6)	14,5	23	33	13	20	5,3	9

Double ring nozzle

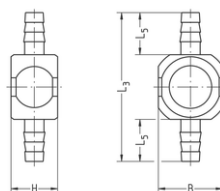
- For banjo bolt with thread M3, M5
- Tube connection removable
- Material brass
- Temperature range -4 to 140 °F (-20 to +60 °C)
- Working pressure range -14 to 87 psi (-0.95 to 6 bar)



Part no.	for banjo bolt	for tube	H	L3	L5	B	NW	g/piece
339-42023	M3	ID2,3 (4/2,3)	5,5	16,5	5,5	5,5	1,5	1
339-42033	M3	ID3 (5/3 - 4,3/3)	5,5	19,5	7	5,5	2,4	1
339-50023	M5	ID2,3 (4/2,3)	8,5	19	5,5	8,5	1,8	3
339-50033	M5	ID3 (5/3 - 4,3/3)	8,5	22	7	8,5	2,2	3
339-50043	M5	ID4 (6/4)	8,5	27	9,5	8,5	3	4

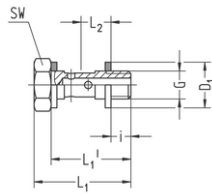
Double ring nozzle

- For banjo bolts with Whitworth pipe thread
- Tube connection removable
- Material Al black anodized
- Temperature range -4 to 140 °F (-20 to +60 °C)
- Working pressure range -14 to 87 psi (-0.95 to 6 bar)



Part no.	for banjo bolt	for tube	H	L3	L5	B	NW	g/piece
338-02033	G1/8	ID3 (5/3 - 4,3/3)	14,5	30	7	16	2,4	6
338-02043	G1/8	ID4 (6/4)	14,5	35	9,5	16	3,3	6
338-02063	G1/8	ID6 (8/6)	14,5	42	13	16	5,3	7
338-04033	G1/4	ID3 (5/3 - 4,3/3)	14,5	34	7	20	2,4	9
338-04043	G1/4	ID4 (6/4)	14,5	39	9,5	20	3,3	9
338-04063	G1/4	ID6 (8/6)	14,5	46	13	20	5,3	9

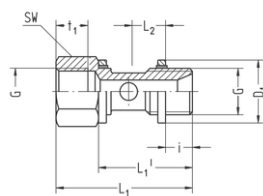
Banjo bolt, short model



- For 1 banjo fitting
- M5 thread
- PVC seal rings
- Material galvanized steel
- Temperature range 14 to 158 °F (-10 to +70 °C)
- Working pressure range -14 to 217 psi (-0.95 to 15 bar)

Part no.	G	fits banjo with H	SW	i	L1	L1'	L2	D1	NW	g/piece
35-4200K	M3	5,5	5	2,5	11,6	9,6	3,5	5	1,5	1
35-5000K	M5	8,5 and 9	8	3,5 (3)	17	14	5,2 (5,5)	7,5	2,4	3


Banjo bolt with female thread, short model



- For 1 banjo fitting
- Whitworth pipe thread
- VS seal rings
- Material brass
- Temperature range -4 to 158 °F (-20 to +70 °C)
- Working pressure range -14 to 217 psi (-0.95 to 15 bar)
- Fits banjo fitting with H = 14.5

Part no.	G	SW	i	L1	L1'	L2	D1	NW	g/piece
548-0200K	G1/8	14	5,5	34	24,5	9,5	14,7	5,2	18
548-0400K	G1/4	17	7,5	38,5	26,5	9,5	17,7	7,2	29

Quick-release couplings

**Simplified
handling**

- Quick connection and disconnection of compressed-air lines under pressure without pressure loss
- Coupling and decoupling possible by hand, no need for tools

**Safe
coupling solutions**

- Plug nipples with check valves prevent accidents through exhausting air

**High
flexibility**

- Small overall dimensions at large through-flow
- Plug nipple can be turned in coupling

Special designs and comprehensive accessories such as spigots and plug nipples are available too.

Quick-release couplings

Established and essential in compressed-air technology.

Service conditions

- Working pressure range: 7 to 217 psi (0,5 to 15 bar)
- Allowable medium: Air
- Temperature range: 5 to 158 °F (-15 to +70 °C)

Advantages

- Quick connection and disconnection of compressed-air lines under pressure
- No loss of pressure during coupling and decoupling
- Small overall dimensions at large through-flow
- Easy handling as coupling can be managed with one hand
- Plug nipple can be turned in coupling



Plug nipple with check valve

Plug nipples with check valve prevent air leaking from plug nipples after decoupling.

Service conditions

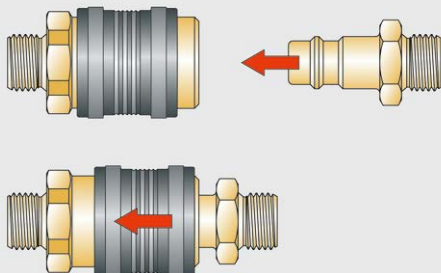
- Working pressure range: 7 to 217 psi (0,5 to 15 bar)
- Allowable medium: Air
- Temperature range: 5 to 158 °F (-15 to +70 °C)

Advantages

- Check valve is only opened when coupling
- Check valve closes when decoupling
- No risk of accident through exhausting air



Handling

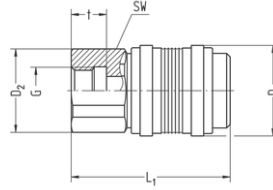


Coupling: Push plug nipple up to the limit stop into the coupling

Decoupling: Hold plug nipple and push back coupling sleeve

Quick-release coupling with female thread

- With female thread
- Whitworth pipe thread, thread M5
- Sealing NBR (Perbunan)
- Material coupling body brass
- Material sliding sleeve see table
- Allowable medium: Air
- Temperature range 5 to 158 °F (-15 to +70°C)
- Working pressure range 7 to 145 psi (0.5 to 10 bar)



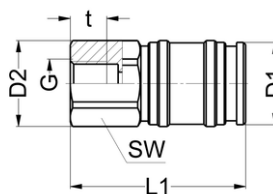
Part no.	G	SW	t	L1	D1	D2	NW	Material sliding sleeve	g/piece
91-4902	M5	9	5,5	25,5	10	10	2,5	brass	10
91-0104	G1/8	17	10	38,5	19	18,8	5	brass	52
91-0304	G1/4	17	10	38,5	19	18,8	5	brass	47
91-0106	G1/8	22	8	45	25,5	23,5	7	plastic	88
91-0306	G1/4	22	10	45	25,5	23,5	7	plastic	83
91-0506	G3/8	22	10	45	25,5	23,5	7	plastic	76
91-0706	G1/2	24	12	47	25,5	25,5	7	plastic	79
91-0510	¹⁾ G3/8	27	10	62	30	29	10	brass	210
91-0710	¹⁾ G1/2	27	12	64	30	29	10	brass	205
91-0910	¹⁾ G3/4	30	14	66	30	32	10	brass	211

¹⁾ When ordering please add "NI" to Part No.

²⁾ When ordering please add "ST" to Part No.

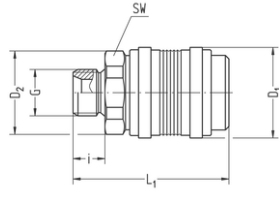
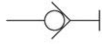
Quick-release coupling with female thread for shutoff on both sides

- With female thread
- Whitworth pipe thread, thread M5
- Sealing NBR
- Material coupling body brass
- Allowable medium: Air
- Temperature range 5 to 158 °F (-15 to +70°C)
- Working pressure range 7 to 145 psi (0.5 to 10 bar)
- Fits to plug nipple with shut-off on both sides



Part no.	G	SW	t	L1	D1	D2	NW	Material sliding sleeve	g/piece
91A-0105	G1/8	17	8	38,5	18	18,8	5	brass	55
91A-0305	G1/4	17	10	38,5	18	18,8	5	brass	55

Quick-release coupling with male thread



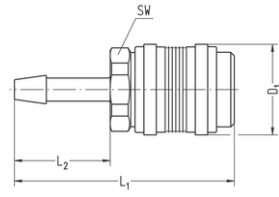
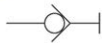
- With male thread
- Whitworth pipe thread, thread M5
- Sealing NBR (Perbunan)
- Material coupling body brass
- Material sliding sleeve see table
- Allowable medium: Air
- Temperature range 5 to 158 °F (-15 to +70°C)
- Working pressure range 7 to 145 psi (0.5 to 10 bar)

Part no.	G	SW	i	L1	D1	D2	NW	Material sliding sleeve	g/piece
92-5002	M5	9	4,5	25	10	10	2,5	brass	9
92-0202	G1/8	13	6,5	27	10	14,2	2,5	brass	13
92-0204	G1/8	17	6,5	35,5	19	18,8	5	brass	40
92-0404	G1/4	17	9	38	19	18,8	5	brass	44
92-0206	G1/8	22	6,5	42,5	25,5	23,5	7	plastic	64
92-0406	G1/4	22	9	44	25,5	23,5	7	plastic	65
92-0606	G3/8	22	9	44	25,5	23,5	7	plastic	69
92-0806	G1/2	24	12	47	25,5	25,5	7	plastic	84
92-0610	¹⁾ G3/8	27	9	61	30	29	10	brass	184
92-0810	¹⁾ G1/2	27	12	64	30	29	10	brass	193
92-1010	¹⁾ G3/4	30	14	66	30	32	10	brass	216

¹⁾ When ordering please add "NI" to Part No.

²⁾ When ordering please add "ST" to Part No.

Quick-release coupling with tube spigot



- With tube spigot
- Sealing NBR (Perbunan)
- Material coupling body brass
- Material sliding sleeve see table
- Allowable medium: Air
- Temperature range 5 to 158 °F (-15 to +70°C)
- Working pressure range 7 to 145 psi (0.5 to 10 bar)

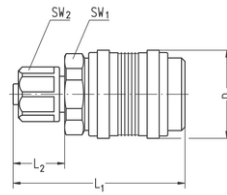
Part no.	for tube inside Ø	SW	L1	L2	D1	NW	Material sliding sleeve	g/piece
93-0302	3	9	36,5	16	10	2,5	brass	9
93-0402	4	9	36,5	16	10	2,5	brass	10
93-0404	4	17	47	18	19	5	brass	40
93-0604	6	17	47	18	19	5	brass	41
93-0904	9	17	47	18	19	5	brass	42
93-0406	4	22	56	21	25,5	7	plastic	62
93-0606	6	22	56	21	25,5	7	plastic	63
93-0906	9	22	56	21	25,5	7	plastic	65
93-1106	11	22	62	27	25,5	7	plastic	78
93-1306	13	22	62	27	25,5	7	plastic	81
93-0910	¹⁾ 9	27	79	27	30	10	brass	182
93-1110	¹⁾ 11	27	79	27	30	10	brass	186
93-1310	¹⁾ 13	27	79	27	30	10	brass	191
93-1610	¹⁾ 16	27	79	27	30	10	brass	191
93-1910	¹⁾ 19	27	79	27	30	10	brass	216

¹⁾ When ordering please add "NI" to Part No.

²⁾ When ordering please add "ST" to Part No.

Quick-release coupling with screw joint

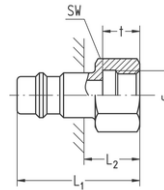
- With screw joint
- Sealing NBR (Perbunan)
- Material coupling body brass
- Material sliding sleeve see table
- Allowable medium: Air
- Temperature range 5 to 158 °F (-15 to +70°C)
- Working pressure range 7 to 145 psi (0.5 to 10 bar)



Part no.	for tube	SW1	SW2	L1	L2	D1	NW	Material sliding sleeve	g/piece
98-4302	4,3/3	9	∅8	30,5	10	10	2,5	brass	11
98-0302	5/3	9	∅8	30,5	10	10	2,5	brass	11
98-0402	6/4	9	∅9	30,5	10	10	2,5	brass	11
98-0404	6/4	17	13	42	13	19	5	brass	43
98-0604	8/6	17	15	43	14	19	5	brass	45
98-0606	8/6	22	15	49	14	25,5	7	plastic	67
98-0806	10/8	22	16	51	16	25,5	7	plastic	68

Plug nipple with female thread

- With female thread
- Whitworth pipe thread, thread M5
- Material brass / brass nickel-plated / tempered steel and galvanized (for strongly intermittent extraction of air)
- Temperature range 5 to 158 °F (-15 to +70°C)
- Working pressure range 7 to 145 psi (0.5 to 10 bar)
- Fits quick-release coupling

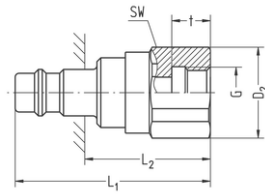


Part no.	G	for quick-release coupling NW	SW	t	L1	L2	g/piece
94-4902	M5	2,5	8	5,5	18,5	11	4
94-0104	G1/8	5	14	8	28	15	16
94-0304	G1/4	5	17	10	28	15	19
94-0106	G1/8	7	14	8	30	12	17
94-0306	G1/4	7	17	10	33	15	22
94-0506	G3/8	7	19	10	33	15	22
94-0706	G1/2	7	24	12	36	18	37
94-0510	G3/8	10	19	10	36	17	28
94-0710	G1/2	10	24	12	38	19	40
94-0910	G3/4	10	30	14	40	21	57

¹⁾ When ordering please add "NI" to Part No.

²⁾ When ordering please add "ST" to Part No.

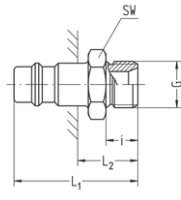
Plug nipple with male thread check valve



- With female thread
- Whitworth pipe thread
- Sealing NBR (Perbunan)
- Material brass
- Allowable medium: Air
- Temperature range 5 to 158 °F (-15 to +70 °C)
- Working pressure range 7 to 145 psi (0.5 to 10 bar)
- Fits quick-release coupling

Part no.	G	for quick-release coupling NW	SW	t	L1	L2	D2	g/piece
194-0106	G1/8	7	22	8	50,5	32,5	23,5	82
194-0306	G1/4	7	22	10	50,5	32,5	23,5	77
194-0506	G3/8	7	22	10	50,5	32,5	23,5	71
194-0706	G1/2	7	24	12	52,5	34,5	25,5	72
194-0510	G3/8	10	27	10	63,5	44,5	29	124
194-0710	G1/2	10	27	12	65,5	46,5	29	119
194-0910	G3/4	10	30	14	67,5	48,5	32	124

Plug nipple with male thread



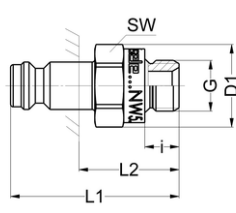
- With male thread
- Whitworth pipe thread, thread M5
- Material brass / brass nickel-plated / tempered steel and galvanized (for strongly intermittent extraction of air)
- Temperature range 5 to 158 °F (-15 to +70°C)
- Working pressure range 7 to 145 psi (0.5 to 10 bar)
- Fits quick-release coupling

Part no.	G	for quick-release coupling NW	SW	i	L1	L2	g/piece
95-5002	M5	2,5	8	4,5	18	10,5	3
95-0202	G1/8	2,5	13	6,5	20	12,5	7
95-0204	G1/8	5	14	6,5	26,5	13,5	12
95-0404	G1/4	5	17	9	29	16	19
95-0206	G1/8	7	14	6,5	33	15	22
95-0406	G1/4	7	17	9	35	17	23
95-0606	G3/8	7	19	9	35	17	29
95-0806	G1/2	7	24	12	39	21	52
95-0610	G3/8	10	19	9	37	18	30
95-0810	G1/2	10	24	12	41	22	52
95-1010	G3/4	10	30	14	44	25	87

¹⁾ When ordering please add "NI" to Part No.

²⁾ When ordering please add "ST" to Part No.

Plug nipple with male thread for shutoff on both sides

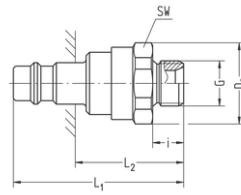


- With male thread
- Whitworth pipe thread, thread M5
- Material brass
- Allowable medium: air
- Temperature range 5 to 158 °F (-15 to +70°C)
- Working pressure range 7 to 145 psi (0.5 to 10 bar)
- Fits to quick-release coupling with shut-off on both sides

Part no.	G	for quick-release coupling NW	SW	i	L1	L2	D1	g/piece
95A-0205	G1/8	5	14	6,5	32	18,7	14	15
95A-0405	G1/4	5	17	9	34,5	21,2	16,8	25

Plug nipple with male thread check valve

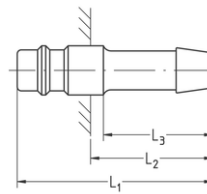
- With male thread
- Whitworth pipe thread
- Sealing NBR (Perbunan)
- Material brass
- Allowable medium: Air
- Temperature range 5 to 158 °F (-15 to +70 °C)
- Working pressure range 7 to 145 psi (0.5 to 10 bar)
- Fits quick-release coupling



Part no.	G	for quick-release coupling NW	SW	i	L1	L2	D2	g/piece
195-0206	G1/8	7	22	6,5	48	30	23,5	57
195-0406	G1/4	7	22	9	49,5	31,5	23,5	58
195-0606	G3/8	7	22	9	49,5	31,5	23,5	62
195-0610	G3/8	10	27	9	62,5	43,5	29	98
195-0806	G1/2	7	24	12	52,5	34,5	25,5	78
195-0810	G1/2	10	27	12	65,5	46,5	29	106
195-1010	G3/4	10	30	14	67,5	48,5	32	132

Plug spigot

- Material brass / brass nickel-plated / tempered steel and galvanized (for strongly intermittent extraction of air)
- Temperature range 5 to 158 °F (-15 to +70°C)
- Working pressure range 7 to 145 psi (0.5 to 10 bar)
- Fits quick-release coupling

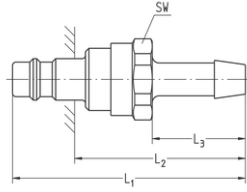


Part no.	for tube inside Ø	for quick-release coupling NW	L1	L2	L3	g/piece
96-0302	3	2,5	27,5	21	16	2
96-0402	4	2,5	27,5	21	16	3
96-0404	4	5	34	21	18	7
96-0604	6	5	34	21	18	8
96-0406	4	7	48	30	27	14
96-0606	6	7	48	30	27	14
96-0906	9	7	48	30	27	16
96-1106	11	7	49	31	27	26
96-1306	13	7	49	31	27	24
96-0910	9	10	50	31	27	22
96-1110	11	10	50	31	27	24
96-1310	13	10	53	34	27	32
96-1610	16	10	53	34	27	37
96-1910	19	10	53	34	27	66

¹⁾ When ordering please add "NI" to Part No.

²⁾ When ordering please add "ST" to Part No.

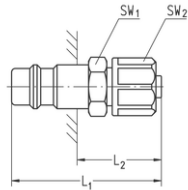
Plug spigot with check valve



- Sealing NBR (Perbunan)
- Material brass
- Allowable medium: Air
- Temperature range 5 to 158 °F (-15 to +70 °C)
- Working pressure range 7 to 145 psi (0.5 to 10 bar)
- Fits quick-release coupling

Part no.	for tube inside Ø	for quick-release coupling NW	SW	L1	L2	L3	g/piece
196-0406	4	7	22	61,5	43,5	21	56
196-0606	6	7	22	61,5	43,5	21	58
196-0906	9	7	22	61,5	43,5	21	58
196-1306	13	7	22	67,5	49,5	27	74
196-0910	9	10	27	80,5	61,5	27	99
196-1110	11	10	27	80,5	61,5	27	102
196-1310	13	10	27	80,5	61,5	27	105
196-1610	16	10	27	80,5	61,5	27	106
196-1910	19	10	27	80,5	61,5	27	131

Plug nipple with screw joint

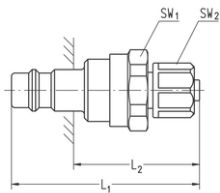


- With screw joint
- Material brass / brass nickel-plated
- Temperature range 5 to 158 °F (-15 to +70°C)
- Working pressure range 7 to 145 psi (0.5 to 10 bar)
- Fits quick-release coupling

Part no.	for tube	for quick-release coupling NW	SW1	SW2	L1	L2	g/piece
97-4302	4,3/3	2,5	7	∅8	23,5	16	5
97-0302	5/3	2,5	7	∅8	23,5	16	5
97-0402	6/4	2,5	8	∅9	23,5	16	6
97-0404	6/4	5	12	13	33	20	12
97-0604	8/6	5	12	15	34	21	15
97-0406	6/4	7	14	13	39	21	18
97-0606	8/6	7	14	15	40	22	20
97-0806	10/8	7	14	16	42	24	22

¹⁾ When ordering please add "NI" to Part No.

Plug nipple with screw joint check valve

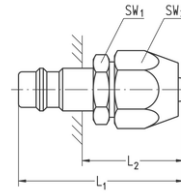


- With screw joint
- Sealing NBR (Perbunan)
- Material brass
- Allowable medium: Air
- Temperature range 5 to 158 °F (-15 to +70 °C)
- Working pressure range 7 to 145 psi (0.5 to 10 bar)
- Fits quick-release coupling

Part no.	for tube	for quick-release coupling NW	SW1	SW2	L1	L2	g/piece
197-0606	8/6	7	22	15	54,5	36,5	60
197-0806	10/8	7	22	16	56,5	38,5	61

Plug nipple with screw joint for PVC fabric tube

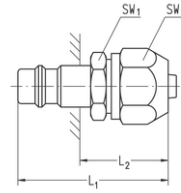
- With screw joints for compressed-air tube made of PVC with fabric lining
- Material brass
- Union nut Al black anodized / plastic
- Temperature range 5 to 158 °F (-15 to +70°C)
- Working pressure range 7 to 145 psi (0.5 to 10 bar)
- Fits quick-release coupling



Part no.	for tube	for quick-release coupling NW	SW1	SW2	L1	L2	g/piece
99-0406	10/4	7	17	17	44,5	26,5	30
99-0606	12/6	7	17	19	46	28	35
99-0806	14/8	7	22	22	49,5	31,5	56
99-0906	15/9	7	22	24	50	32	63
99-1006	16/10	7	22	24	50	32	63


Plug nipple with screw joint for NBR compressed-air tube

- With screw joints for compressed-air tube made of NBR (Perbunan) with metal braiding
- Material brass
- Union nut Al black anodized / plastic
- Temperature range 5 to 158 °F (-15 to +70 °C)
- Working pressure range 7 to 145 psi (0.5 to 10 bar)
- Fits quick-release coupling



Part no.	for tube	for quick-release coupling NW	SW1	SW2	L1	L2	g/piece
103-0606	9/6	7	17	19	46	28	35
103-0906	12/9	7	22	22	49,5	31,5	55

Functional screw joints



Banjo bolts in all-metal design

- Banjo bolt with various throttle functions
- Various designs available

Optimum flexibility

- Fine setting options, fine adjustments
- Available with adjustment slot, jam nut or knurl

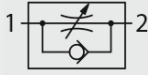
The EISELE modular system

- All banjo bolts can be combined with all EISELE connection components

Available in different designs, also for space-saving installation.

Overview

Functions:



Banjo bolt with throttlecheck valve
(Exhaust-side throttle)

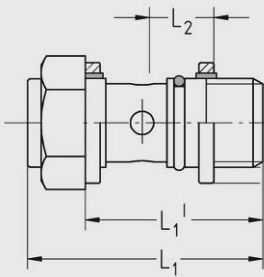


Banjo bolt with throttlecheck valve
(Inlet-side throttle)

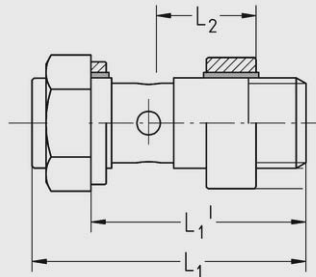


Banjo bolts with throttle function

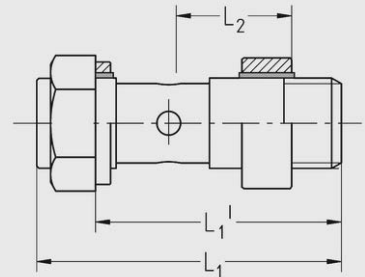
Designs:



short design



long design



long design for high banjos

Adjusting screws:



with slot



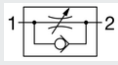
with jam nut



with knurl

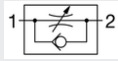
Banjo bolts with throttle function

starting on page 184



Banjo bolts with exhaust-side throttle

page 184



Banjo bolts with inlet-side throttle

page 187



Banjo bolts (without check valve)

page 190

Swivel union with throttle function

starting on page 193



Functional screw joints for Series 10

page 193

Functional screw joints for Series 14

page 200

Functional screw joints for Series 15

page 207

Functional screw joints for Series 18

page 211

25

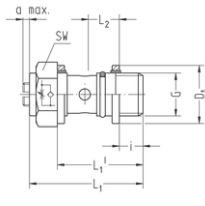
Pilot operated check valve

starting on page 213

Pilot operated check valve

page 213

Banjo bolt with throttlecheck valve

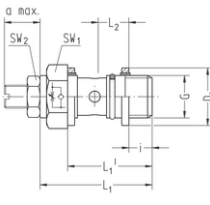


- Short design (exhaust-side throttle)
- Slotted adjusting screw
- Whitworth pipe thread
- VS seal rings
- Material brass nickel-plated
- Type: Cone-type throttle
- Allowable medium: Air
- Temperature range 14 to 158 °F (-10 to +70 °C)
- Working pressure range 7 to 145 psi (0.5 to 10 bar)
- Fits banjo with H= 14.5 and KST 16.5

Part no.	G	NI/min 1->2	NI/min 2->1	SW	i	L1	L1'	L2	a max.	D1	NW	g/St.
234-0200K	G1/8	200	150	14	6	32,5	25	9,5	2	14,7	3	20
234-0400K	G1/4	400	300	17	8	35,5	27	9,5	2	17,7	4,5	34

- Nominal flow rate measured at 87 psi (6 bar) and 14,5 psi (1 bar) pressure drop between inlet and exhaust
 - NI/min 2->1 = when throttle is closed

Banjo bolt with throttlecheck valve

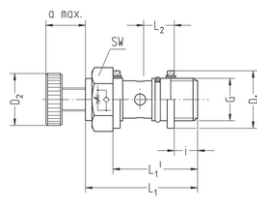


- Short design (exhaust-side throttle)
- Adjusting screw with jam nut
- Whitworth pipe thread
- VS seal rings
- Material brass nickel-plated
- Type: Cone-type throttle
- Allowable medium: Air
- Temperature range 14 to 158 °F (-10 to +70 °C)
- Working pressure range 7 to 145 psi (0.5 to 10 bar)
- Fits banjo with H= 14.5 and KST 16.5

Part no.	G	NI/min 1->2	NI/min 2->1	SW1	SW2	i	L1	L1'	L2	a max.	D1	NW	g/piece
234-0200KV1	G1/8	200	150	14	9	6	32,5	25	9,5	9,5	14,7	3	22
234-0400KV1	G1/4	400	300	17	11	8	35,5	27	9,5	11	17,7	4,5	39

- Nominal flow rate measured at 87 psi (6 bar) and 14,5 psi (1 bar) pressure drop between inlet and exhaust
 - NI/min 2->1 = when throttle is closed

Banjo bolt with throttlecheck valve



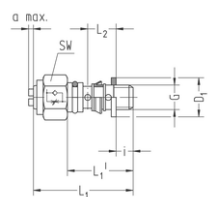
- Short design (exhaust-side throttle)
- Adjusting screw with Knurl
- Whitworth pipe thread
- VS seal rings
- Material brass nickel-plated
- Type: Cone-type throttle
- Allowable medium: Air
- Temperature range 14 to 158 °F (-10 to +70 °C)
- Working pressure range 7 to 145 psi (0.5 to 10 bar)
- Fits banjo with H= 14.5 and KST 16.5

Part no.	G	NI/min 1->2	NI/min 2->1	SW	i	L1	L1'	L2	a max.	D1	D2	NW	g/piece
234-0200KV2	G1/8	200	150	14	6	32,5	25	9,5	10,5	14,7	13	3	25
234-0400KV2	G1/4	400	300	17	8	35,5	27	9,5	12	17,7	16	4,5	44

- Nominal flow rate measured at 87 psi (6 bar) and 14,5 psi (1 bar) pressure drop between inlet and exhaust
 - NI/min 2->1 = when throttle is closed

Banjo bolt with throttlecheck valve

- Short design (exhaust-side throttle)
- Slotted adjusting screw
- M5 thread
- PVC seal ring
- Material brass nickel-plated
- Type: Cone-type throttle
- Allowable medium: Air
- Temperature range: 14 to 158 °F (-10 to +70 °C)
- Working pressure range: 7 to 145 psi (0.5 to 10 bar)

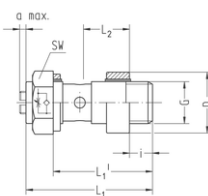


Part no.	G	fits banjo with H	NI/min 1->2	NI/min 2->1	SW	i	L1	L1'	L2	a max.	D1	NW	g/St.
235-5000K	M5	8,5 - 9	40	30	8	3,5	20	13	5,2	1	7,5	1,2	4
235-5010K	M5	10 - 11	40	30	8	4	22	15	6	1	7,5	1,2	4

- Nominal flow rate measured at 87 psi (6 bar) and 14,5 psi (1 bar) pressure drop between inlet and exhaust
 - NI/min 2->1 = when throttle is closed

Banjo bolt with throttlecheck valve

- Long design (exhaust-side throttle)
- Slotted adjusting screw
- Whitworth pipe thread and metric thread
- VS seal rings
- Material brass nickel-plated
- Type: Cone-type throttle
- Allowable medium: Air
- Temperature range: 14 to 158 °F (-10 to +70 °C)
- Working pressure range: 7 to 145 psi (0.5 to 10 bar)
- Fits banjo with H= 14.5 and KST 16.5

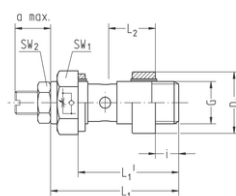


Part no.	G	NI/min 1->2	NI/min 2->1	SW	i	L1	L1'	L2	a max.	D1	NW	g/piece
234-0200	G1/8	200	150	14	6	37,5	30	14,5	2	14,9	3	25
234-0400	G1/4	400	300	17	8	40,5	32	14,5	2	18,9	4,5	44
235-5400	M10x1	200	150	14	6	37,5	30	14,5	2	14,9	3	25
235-5600	M12x1,5	200	150	17	8	37,5	32	14,5	2	17,9	3	37
235-5800	M14x1,5	400	300	17	8	40,5	32	14,5	2	19,9	4,5	48

- Nominal flow rate measured at 87 psi (6 bar) and 14,5 psi (1 bar) pressure drop between inlet and exhaust
 - NI/min 2->1 = when throttle is closed

Banjo bolt with throttlecheck valve

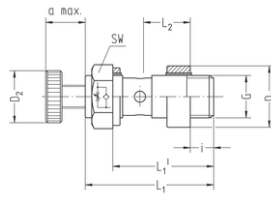
- Long design (exhaust-side throttle)
- Adjusting screw with jam nut
- Whitworth pipe thread and metric thread
- VS seal rings
- Material brass nickel-plated
- Type: Cone-type throttle
- Allowable medium: Air
- Temperature range: 14 to 158 °F (-10 to +70 °C)
- Working pressure range: 7 to 145 psi (0.5 to 10 bar)
- Fits banjo with H= 14.5 and KST 16.5



Part no.	G	NI/min 1->2	NI/min 2->1	SW1	SW2	i	L1	L1'	L2	a max.	D1	NW	g/piece
234-0200V1	G1/8	200	150	14	9	6	37,5	30	14,5	9,5	14,9	3	27
234-0400V1	G1/4	400	300	17	11	8	40,5	32	14,5	11	18,9	4,5	48
235-5400V1	M10x1	200	150	14	9	6	37,5	30	14,5	9,5	14,9	3	27
235-5600V1	M12x1,5	200	150	17	9	8	37,5	32	14,5	9,5	17,9	3	39
235-5800V1	M14x1,5	400	300	17	11	8	40,5	32	14,5	11	19,9	4,5	52

- Nominal flow rate measured at 87 psi (6 bar) and 14,5 psi (1 bar) pressure drop between inlet and exhaust
 - NI/min 2->1 = when throttle is closed

Banjo bolt with throttlecheck valve

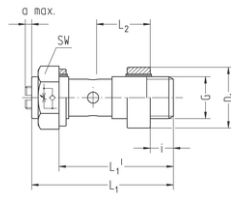


- Long design (exhaust-side throttle)
- Adjusting screw with knurl
- Whitworth pipe thread and metric thread
- VS seal rings
- Material brass nickel-plated
- Type: Cone-type throttle
- Allowable medium: Air
- Temperature range 14 to 158 °F (-10 to +70 °C)
- Working pressure range 7 to 145 psi (0.5 to 10 bar)
- Fits banjo with H= 14.5 and KST 16.5

Part no.	G	NI/min 1->2	NI/min 2->1	SW	i	L1	L1'	L2	a max.	D1	D2	NW	g/piece
234-0200V2	G1/8	200	150	14	6	37,5	30	14,5	10,5	14,9	13	3	30
234-0400V2	G1/4	400	300	17	8	40,5	32	14,5	12	18,9	16	4,5	53
235-5400V2	M10x1	200	150	14	6	37,5	30	14,5	10,5	14,9	13	3	30
235-5600V2	M12x1,5	200	150	17	8	37,5	32	14,5	10,5	17,9	13	3	42
235-5800V2	M14x1,5	400	300	17	8	40,5	32	14,5	12	19,9	16	4,5	57

- Nominal flow rate measured at 87 psi (6 bar) and 14,5 psi (1 bar) pressure drop between inlet and exhaust
 - NI/min 2->1 = when throttle is closed

Banjo bolt with throttle check valve



- Long design (exhaust-side throttle)
- Slotted adjusting screw
- Whitworth pipe thread
- VS seal rings
- Material brass nickel-plated
- Type: Cone-type throttle
- Allowable medium: Air
- Temperature range 14 to 158 °F (-10 to +70 °C)
- Working pressure range 7 to 145 psi (0.5 to 10 bar)
- Fits high banjo fittings with height H

Part no.	G	NI/min 1->2	NI/min 2->1	SW	i	L1	L1'	L2	H	a max.	D1	NW	g/piece
234-0215	G1/8	200	150	14	5,5	37,5	30	14,7	15 (15,5)	2	14,9	3	25
234-0419	G1/4	400	300	17	8	45	36,5	16,7	19	2	18,9	4,5	46
234-0422	G1/4	400	300	17	8	48	39,5	18,2	22	2	18,9	4,5	49

Part no. **G** **fits banjo**

234-0215 G1/8 134-02013, 138-02013, 174-02041, 182-02041

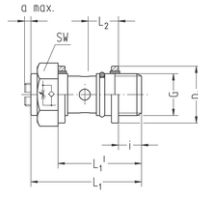
234-0419 G1/4 34-04091, 134-04033, 138-04033, 174-04061, 182-04061

234-0422 G1/4 174-04081, 174-04091, 182-04091

- Nominal flow rate measured at 87 psi (6 bar) and 14,5 psi (1 bar) pressure drop between inlet and exhaust
 - NI/min 2->1 = when throttle is closed

Banjo bolt with throttlecheck valve

- Short design (inlet-side throttle)
- Slotted adjusting screw
- Whitworth pipe thread
- VS seal rings
- Material brass nickel-plated
- Type: Cone-type throttle
- Allowable medium: Air
- Temperature range 14 to 158 °F (-10 to +70 °C)
- Working pressure range 7 to 145 psi (0.5 to 10 bar)
- Fits banjo with H= 14.5 and KST 16.5

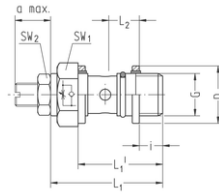


Part no.	G	NI/min		SW	i	L1	L1'	L2	a max.	D1	NW	g/St.
		1->2	2->1									
236-0200K	G1/8	150	200	14	6	32,5	25	9,5	2	14,7	3	20
236-0400K	G1/4	300	400	17	8	35,5	27	9,5	2	17,7	4,5	35

- Nominal flow rate measured at 87 psi (6 bar) and 14,5 psi (1 bar) pressure drop between inlet and exhaust
 - NI/min 1->2 = when throttle is closed

Banjo bolt with throttlecheck valve

- Short design (inlet-side throttle)
- Adjusting screw with jam nut
- Whitworth pipe thread
- VS seal rings
- Material brass nickel-plated
- Type: Cone-type throttle
- Allowable medium: Air
- Temperature range 14 to 158 °F (-10 to +70 °C)
- Working pressure range 7 to 145 psi (0.5 to 10 bar)
- Fits banjo with H= 14.5 and KST 16.5

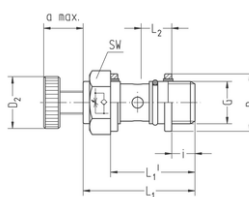


Part no.	G	NI/min		SW1	SW2	i	L1	L1'	L2	a max.	D1	NW	g/piece
		1->2	2->1										
236-0200KV1	G1/8	150	200	14	9	6	32,5	25	9,5	9,5	14,7	3	23
236-0400KV1	G1/4	300	400	17	11	8	35,5	27	9,5	11	17,7	4,5	35

- Nominal flow rate measured at 87 psi (6 bar) and 14,5 psi (1 bar) pressure drop between inlet and exhaust
 - NI/min 1->2 = when throttle is closed

Banjo bolt with throttlecheck valve

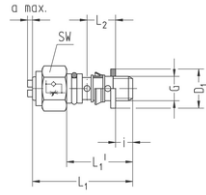
- Short design (inlet-side throttle)
- Adjusting screw with knurl
- Whitworth pipe thread
- VS seal rings
- Material brass nickel-plated
- Type: Cone-type throttle
- Allowable medium: Air
- Temperature range 14 to 158 °F (-10 to +70 °C)
- Working pressure range 7 to 145 psi (0.5 to 10 bar)
- Fits banjo with H= 14.5 and KST 16.5



Part no.	G	NI/min		SW	i	L1	L1'	L2	a max.	D1	D2	NW	g/piece
		1->2	2->1										
236-0200KV2	G1/8	150	200	14	6	32,5	25	9,5	10,5	14,7	13	3	25
236-0400KV2	G1/4	300	400	17	8	35,5	27	9,5	12	17,7	16	4,5	44

- Nominal flow rate measured at 87 psi (6 bar) and 14,5 psi (1 bar) pressure drop between inlet and exhaust
 - NI/min 1->2 = when throttle is closed

Banjo bolt with throttlecheck valve

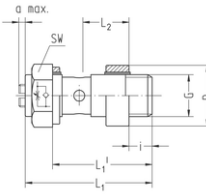


- Short design (inlet-side throttle)
- Slotted adjusting screw
- M5 thread
- PVC seal ring
- Material brass nickel-plated
- Type: Cone-type throttle
- Allowable medium: Air
- Temperature range: 14 to 158 °F (-10 to +70 °C)
- Working pressure range: 7 to 145 psi (0.5 to 10 bar)

Part no.	G	fits banjo with H	NI/min 1->2	NI/min 2->1	SW	i	L1	L1'	L2	a max.	D1	NW	g/piece
237-5000K	M5	8,5 - 9	30	40	8	3,5	20	13	5,2	1	7,5	1,2	4
237-5010K	M5	10 - 11	30	40	8	4	22	15	6	1	7,5	1,2	4

- Nominal flow rate measured at 87 psi (6 bar) and 14,5 psi (1 bar) pressure drop between inlet and exhaust
 - NI/min 1->2 = when throttle is closed

Banjo bolt with throttlecheck valve

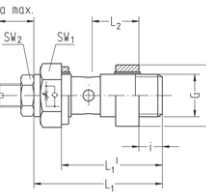


- Long design (inlet-side throttle)
- Slotted adjusting screw
- Whitworth pipe thread and metric thread
- VS seal rings
- Material brass nickel-plated
- Type: Cone-type throttle
- Allowable medium: Air
- Temperature range: 14 to 158 °F (-10 to +70 °C)
- Working pressure range: 7 to 145 psi (0.5 to 10 bar)
- Fits banjo with H= 14.5 and KST 16.5

Part no.	G	NI/min 1->2	NI/min 2->1	SW	i	L1	L1'	L2	a max.	D1	NW	g/piece
236-0200	G1/8	150	200	14	6	37,5	30	14,5	2	14,9	3	25
236-0400	G1/4	300	400	17	8	40,5	32	14,5	2	18,9	4,5	44
237-5400	M10x1	150	200	14	6	37,5	30	14,5	2	14,9	3	25
237-5600	M12x1,5	150	200	17	8	37,5	32	14,5	2	17,9	3	37
237-5800	M14x1,5	300	400	17	8	40,5	32	14,5	2	19,9	4,5	48

- Nominal flow rate measured at 87 psi (6 bar) and 14,5 psi (1 bar) pressure drop between inlet and exhaust
 - NI/min 1->2 = when throttle is closed

Banjo bolt with throttlecheck valve



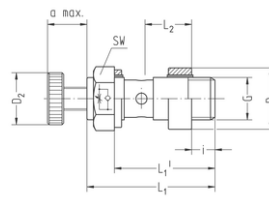
- Long design (inlet-side throttle)
- Adjusting screw with jam nut
- Whitworth pipe thread and metric thread
- VS seal rings
- Material brass nickel-plated
- Type: Cone-type throttle
- Allowable medium: Air
- Temperature range: 14 to 158 °F (-10 to +70 °C)
- Working pressure range: 7 to 145 psi (0.5 to 10 bar)
- Fits banjo with H= 14.5 and KST 16.5

Part no.	G	NI/min 1->2	NI/min 2->1	SW1	SW2	i	L1	L1'	L2	a max.	D1	NW	g/piece
236-0200V1	G1/8	150	200	14	9	6	37,5	30	14,5	9,5	14,9	3	27
236-0400V1	G1/4	300	400	17	11	8	40,5	32	14,5	11	18,9	4,5	49
237-5400V1	M10x1	150	200	14	9	6	37,5	30	14,5	9,5	14,9	3	27
237-5600V1	M12x1,5	150	200	17	9	8	37,5	32	14,5	9,5	17,9	3	39
237-5800V1	M14x1,5	300	400	17	11	8	40,5	32	14,5	11	19,9	4,5	53

- Nominal flow rate measured at 87 psi (6 bar) and 14,5 psi (1 bar) pressure drop between inlet and exhaust
 - NI/min 1->2 = when throttle is closed

Banjo bolt with throttlecheck valve

- Long design (inlet-side throttle)
- Adjusting screw with knurl
- Whitworth pipe thread and metric thread
- VS seal rings
- Material brass nickel-plated
- Type: Cone-type throttle
- Allowable medium: Air
- Temperature range 14 to 158 °F (-10 to +70 °C)
- Working pressure range 7 to 145 psi (0.5 to 10 bar)
- Fits banjo with H= 14.5 and KST 16.5

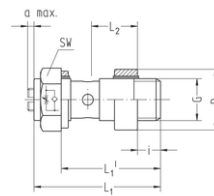


Part no.	G	NI/min 1->2	NI/min 2->1	SW	i	L1	L1'	L2	a max.	D1	D2	NW	g/piece
236-0200V2	G1/8	150	200	14	6	37,5	30	14,5	10,5	14,9	13	3	30
236-0400V2	G1/4	300	400	17	8	40,5	32	14,5	12	18,9	16	4,5	54
237-5400V2	M10x1	150	200	14	6	37,5	30	14,5	10,5	14,9	13	3	30
237-5600V2	M12x1,5	150	200	17	8	37,5	32	14,5	10,5	17,9	13	3	42
237-5800V2	M14x1,5	300	400	17	8	40,5	32	14,5	12	19,9	16	4,5	58

- Nominal flow rate measured at 87 psi (6 bar) and 14,5 psi (1 bar) pressure drop between inlet and exhaust
 - NI/min 1->2 = when throttle is closed

Banjo bolt with throttle check valve

- Long design (inlet-side throttle)
- Slotted adjusting screw
- Whitworth pipe thread
- VS seal rings
- Material brass nickel-plated
- Type: Cone-type throttle
- Allowable medium: Air
- Temperature range 14 to 158 °F (-10 to +70 °C)
- Working pressure range 7 to 145 psi (0.5 to 10 bar)
- Fits high banjo fittings with height H

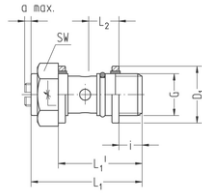


Part no.	G	NI/min 1->2	NI/min 2->1	SW	i	L1	L1'	L2	H	a max.	D1	NW	g/piece
236-0215	G1/8	150	200	14	5,5	37,5	30	14,7	15 (15,5)	2	14,9	3	25
236-0419	G1/4	300	400	17	8	45	36,5	16,7	19	2	18,9	4,5	46
236-0422	G1/4	300	400	17	8	48	39,5	18,2	22	2	18,9	4,5	49

Part no.	G	fits banjo
236-0215	G1/8	134-02013, 138-02013, 174-02041, 182-02041
236-0419	G1/4	34-04091, 134-04033, 138-04033, 174-04061, 182-04061
236-0422	G1/4	174-04081, 174-04091, 182-04091

- Nominal flow rate measured at 87 psi (6 bar) and 14,5 psi (1 bar) pressure drop between inlet and exhaust
 - NI/min 1->2 = when throttle is closed

Banjo bolt with throttle valve

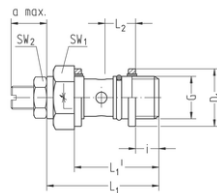


- Short design (without check valve)
- Slotted adjusting screw
- Whitworth pipe thread
- VS seal rings
- Material brass nickel-plated
- Type: Cone-type throttle
- Allowable medium: Air
- Temperature range 14 to 158 °F (-10 to +70 °C)
- Working pressure range 7 to 145 psi (0.5 to 10 bar)
- Fits banjo with H= 14.5 and KST 16.5

Part no.	G	NI/min 1->2	NI/min 2->1	SW	i	L1	L1'	L2	a max.	D1	NW	g/St.
240-0200K	G1/8	200	200	14	6	32,5	25	9,5	2	14,7	3	19
240-0400K	G1/4	400	400	17	8	35,5	27	9,5	2	17,7	4,5	36

- Nominal flow rate measured when throttle is open at 87 psi (6 bar) and 14,5 psi (1 bar) pressure drop between inlet and exhaust

Banjo bolt with throttle valve

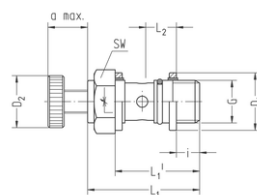


- Short design (without check valve)
- Adjusting screw with jam nut
- Whitworth pipe thread
- VS seal rings
- Material brass nickel-plated
- Type: Cone-type throttle
- Allowable medium: Air
- Temperature range 14 to 158 °F (-10 to +70 °C)
- Working pressure range 7 to 145 psi (0.5 to 10 bar)
- Fits banjo with H= 14.5 and KST 16.5

Part no.	G	NI/min 1->2	NI/min 2->1	SW1	SW2	i	L1	L1'	L2	a max.	D1	NW	g/piece
240-0200KV1	G1/8	200	200	14	9	6	32,5	25	9,5	9,5	14,7	3	21
240-0400KV1	G1/4	400	400	17	11	8	35,5	27	9,5	11	17,7	4,5	41

- Nominal flow rate measured when throttle is open at 87 psi (6 bar) and 14,5 psi (1 bar) pressure drop between inlet and exhaust

Banjo bolt with throttle valve



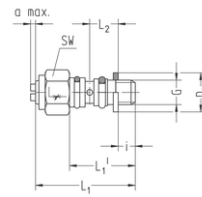
- Short design (without check valve)
- Adjusting screw with knurl
- Whitworth pipe thread
- VS seal rings
- Material brass nickel-plated
- Type: Cone-type throttle
- Allowable medium: Air
- Temperature range 14 to 158 °F (-10 to +70 °C)
- Working pressure range 7 to 145 psi (0.5 to 10 bar)
- Fits banjo with H= 14.5 and KST 16.5

Part no.	G	NI/min 1->2	NI/min 2->1	SW	i	L1	L1'	L2	a max.	D1	D2	NW	g/piece
240-0200KV2	G1/8	200	200	14	6	32,5	25	9,5	10,5	14,7	13	3	30
240-0400KV2	G1/4	400	400	17	8	35,5	27	9,5	12	17,7	16	4,5	53

- Nominal flow rate measured when throttle is open at 87 psi (6 bar) and 14,5 psi (1 bar) pressure drop between inlet and exhaust

Banjo bolt with throttle valve

- Short design (without check valve)
- Slotted adjusting screw
- M5 thread
- PVC seal ring
- Material brass nickel-plated
- Type: Cone-type throttle
- Allowable medium: Air
- Temperature range: 14 to 158 °F (-10 to +70 °C)
- Working pressure range: 7 to 145 psi (0.5 to 10 bar)

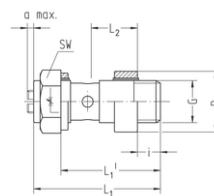


Part no.	G	fits banjo with H	NI/min 1->2	NI/min 2->1	SW	i	L1	L1'	L2	a max.	D1	NW	g/St.
241-5000K	M5	8,5 - 9	30	40	8	3,5	20	13	5,2	1	7,5	1,2	4
241-5010K	M5	10 - 11	30	40	8	4	22	15	6	1	7,5	1,2	4

- Nominal flow rate measured when throttle is open at 87 psi (6 bar) and 14,5 psi (1 bar) pressure drop between inlet and exhaust

Banjo bolt with throttle valve

- Long design (without check valve)
- Slotted adjusting screw
- Whitworth pipe thread and metric thread
- VS seal rings
- Material brass nickel-plated
- Type: Cone-type throttle
- Allowable medium: Air
- Temperature range: 14 to 158 °F (-10 to +70 °C)
- Working pressure range: 7 to 145 psi (0.5 to 10 bar)
- Fits banjo with H= 14.5 and KST 16.5

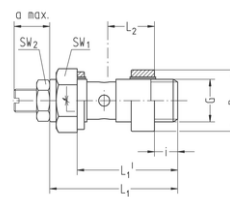


Part no.	G	NI/min 1->2	NI/min 2->1	SW	i	L1	L1'	L2	a max.	D1	NW	g/piece
240-0200	G1/8	200	200	14	6	37,5	30	14,5	2	14,9	3	25
240-0400	G1/4	400	400	17	8	40,5	32	14,5	2	18,9	4,5	43
241-5400	M10x1	200	200	14	6	37,5	30	14,5	2	14,9	3	25
241-5600	M12x1,5	200	200	17	8	37,5	32	14,5	2	17,9	3	37
241-5800	M14x1,5	400	400	17	8	40,5	32	14,5	2	19,9	4,5	48

- Nominal flow rate measured when throttle is open at 87 psi (6 bar) and 14,5 psi (1 bar) pressure drop between inlet and exhaust

Banjo bolt with throttle valve

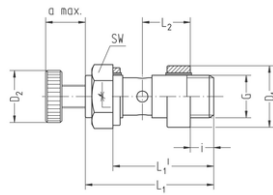
- Long design (without check valve)
- Adjusting screw with jam nut
- Whitworth pipe thread and metric thread
- VS seal rings
- Material brass nickel-plated
- Type: Cone-type throttle
- Allowable medium: Air
- Temperature range: 14 to 158 °F (-10 to +70 °C)
- Working pressure range: 7 to 145 psi (0.5 to 10 bar)
- Fits banjo with H= 14.5 and KST 16.5



Part no.	G	NI/min 1->2	NI/min 2->1	SW1	SW2	i	L1	L1'	L2	a max.	D1	NW	g/piece
240-0200V1	G1/8	200	200	14	9	6	37,5	30	14,5	9,5	14,9	3	27
240-0400V1	G1/4	400	400	17	11	8	40,5	32	14,5	11	18,9	4,5	48
241-5400V1	M10x1	200	200	14	9	6	37,5	30	14,5	9,5	14,9	3	27
241-5600V1	M12x1,5	200	200	17	9	8	37,5	32	14,5	9,5	17,9	3	39
241-5800V1	M14x1,5	400	400	17	11	8	40,5	32	14,5	11	19,9	4,5	53

- Nominal flow rate measured when throttle is open at 87 psi (6 bar) and 14,5 psi (1 bar) pressure drop between inlet and exhaust

Banjo bolt with throttle valve

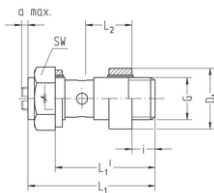


- Long design (without check valve)
- Adjusting screw with knurl
- Whitworth pipe thread and metric thread
- VS seal rings
- Material brass nickel-plated
- Type: Cone-type throttle
- Allowable medium: Air
- Temperature range: 14 to 158 °F (-10 to +70 °C)
- Working pressure range: 7 to 145 psi (0.5 to 10 bar)
- Fits banjo with H= 14.5 and KST 16.5

Part no.	G	NI/min 1->2	NI/min 2->1	SW	i	L1	L1'	L2	a max.	D1	D2	NW	g/piece
240-0200V2	G1/8	200	200	14	6	37,5	30	14,5	10,5	14,9	13	3	30
240-0400V2	G1/4	400	400	17	8	40,5	32	14,5	12	18,9	16	4,5	53
241-5400V2	M10x1	200	200	14	6	37,5	30	14,5	10,5	14,9	13	3	30
241-5600V2	M12x1,5	200	200	17	8	37,5	32	14,5	10,5	17,9	13	3	42
241-5800V2	M14x1,5	400	400	17	8	40,5	32	14,5	12	19,9	16	4,5	58

- Nominal flow rate measured when throttle is open at 87 psi (6 bar) and 14,5 psi (1 bar) pressure drop between inlet and exhaust

Banjo bolt with throttle valve for high banjos



- Long design (without check valve)
- Slotted adjusting screw
- Whitworth pipe thread
- VS seal rings
- Material brass nickel-plated
- Type: Cone-type throttle
- Allowable medium: Air
- Temperature range: 14 to 158 °F (-10 to +70 °C)
- Working pressure range: 7 to 145 psi (0.5 to 10 bar)
- Fits high banjo fittings with height H

Part no.	G	NI/min 1->2	NI/min 2->1	SW	i	L1	L1'	L2	H	a max.	D1	NW	g/piece
240-0215	G1/8	200	200	14	5,5	37,5	30	14,7	15 (15,5)	2	14,9	3	25
240-0419	G1/4	400	400	17	8	45	36,5	16,7	19	2	18,9	4,5	46
240-0422	G1/4	400	400	17	8	48	39,5	18,2	22	2	18,9	4,5	47

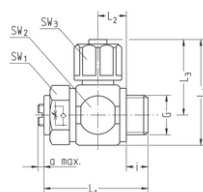
Part no. G fits banjo

240-0215	G1/8	134-02013, 138-02013, 174-02041, 182-02041
240-0419	G1/4	34-04091, 134-04033, 138-04033, 174-04061, 182-04061
240-0422	G1/4	174-04081, 174-04091, 182-04091

- Nominal flow rate measured when throttle is open at 87 psi (6 bar) and 14,5 psi (1 bar) pressure drop between inlet and exhaust

Single swivel connector with throttle check valve

- Short design (exhaust-side throttle)
- Slotted adjusting screw
- Whitworth pipe thread
- VS seal rings
- Material: brass nickel-plated, Al black anodized, KST
- Type: Cone-type throttle
- Allowable medium: Air
- Temperature range: 14 to 158 °F (-10 to +70 °C)
- Working pressure range: 7 to 145 psi (0.5 to 10 bar)

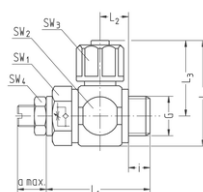


Part no.	G	for tube	NI/min		SW1	SW2	SW3	i	L1	L2	L3	L4	a max.	NW	g/St.
			1->2	2->1											
234-0204K34	G1/8	OD6 / ID4	200	150	14	16	13	6	32,5	9,5	21,5	29,5	2	3	29
234-0206K34	G1/8	OD8 / ID6	200	150	14	16	15	6	32,5	9,5	22,5	30,5	2	3	29
234-0404K34	G1/4	OD6 / ID4	400	300	17	20	13	8	35,5	9,5	23	33	2	3,1	45
234-0406K34	G1/4	OD8 / ID6	400	300	17	20	15	8	35,5	9,5	24	34	2	4,5	46

- Nominal flow rate measured at 87 psi (6 bar) and 14,5 psi (1 bar) pressure drop between inlet and exhaust
 - NI/min 2->1 = when throttle is closed

Single swivel connector with throttle check valve

- Short design (exhaust-side throttle)
- Adjusting screw with jam nut
- Whitworth pipe thread
- VS seal rings
- Material: brass nickel-plated, Al black anodized, KST
- Type: Cone-type throttle
- Allowable medium: Air
- Temperature range: 14 to 158 °F (-10 to +70 °C)
- Working pressure range: 7 to 145 psi (0.5 to 10 bar)

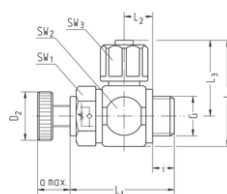


Part no.	G	for tube	NI/min		SW1	SW2	SW3	SW4	i	L1	L2	L3	L4	a max.	NW	g/St.
			1->2	2->1												
234-0204K341	G1/8	OD6 / ID4	200	150	14	16	13	9	6	32,5	9,5	21,5	29,5	9,5	3	31
234-0206K341	G1/8	OD8 / ID6	200	150	14	16	15	9	6	32,5	9,5	22,5	30,5	9,5	3	31
234-0404K341	G1/4	OD6 / ID4	400	300	17	20	13	11	8	35,5	9,5	23	33	11	3,1	50
234-0406K341	G1/4	OD8 / ID6	400	300	17	20	15	11	8	35,5	9,5	24	34	11	4,5	50

- Nominal flow rate measured at 87 psi (6 bar) and 14,5 psi (1 bar) pressure drop between inlet and exhaust
 - NI/min 2->1 = when throttle is closed

Single swivel connector with throttle check valve

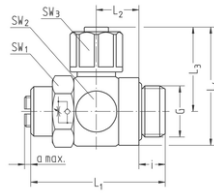
- Short design (exhaust-side throttle)
- Adjusting screw with knurl
- Whitworth pipe thread
- VS seal rings
- Material: brass nickel-plated, Al black anodized, KST
- Type: Cone-type throttle
- Allowable medium: Air
- Temperature range: 14 to 158 °F (-10 to +70 °C)
- Working pressure range: 7 to 145 psi (0.5 to 10 bar)



Part no.	G	for tube	NI/min		SW1	SW2	SW3	i	L1	L2	L3	L4	D2	a max.	NW	g/St.
			1->2	2->1												
234-0204K342	G1/8	OD6 / ID4	200	150	14	16	13	6	32,5	9,5	21,5	29,5	13	10,5	3	34
234-0206K342	G1/8	OD8 / ID6	200	150	14	16	15	6	32,5	9,5	22,5	30,5	13	10,5	3	34
234-0404K342	G1/4	OD6 / ID4	400	300	17	20	13	8	35,5	9,5	23	33	16	12	3,1	55
234-0406K342	G1/4	OD8 / ID6	400	300	17	20	15	8	35,5	9,5	24	34	16	12	4,5	55

- Nominal flow rate measured at 87 psi (6 bar) and 14,5 psi (1 bar) pressure drop between inlet and exhaust
 - NI/min 2->1 = when throttle is closed

Single swivel connector with throttle check valve

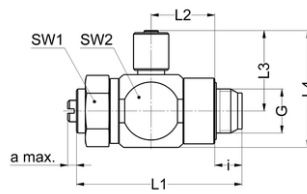


- Long design (exhaust-side throttle)
- Slotted adjusting screw
- Whitworth pipe thread
- Chambered O-rings
- Material: brass nickel-plated, Al black anodized, KST
- Type: Cone-type throttle
- Allowable medium: Air
- Temperature range: 14 to 158 °F (-10 to +70 °C)
- Working pressure range: 7 to 145 psi (0.5 to 10 bar)

Part no.	G	for tube	NI/min		SW1	SW2	SW3	i	L1	L2	L3	L4	a max.	NW	g/St.
			1->2	2->1											
234-020434	G1/8	OD6 / ID4	200	150	14	16	13	6	37,5	14,3	21,5	29,5	2	3	40
234-040634	G1/4	OD8 / ID6	400	300	17	20	15	8	40,5	14,3	24	34	2	4,5	55
234-060634	G3/8	8 / 6	900	600	20	22	15	8,5	45	14,3	25,5	36,5	2	4,8	76
234-060834	G3/8	OD10 / ID8	900	600	20	22	16	8,5	45	14,3	27,5	38,5	2	6,5	77
234-080634	G1/2	OD8 / ID6	1500	1100	24	29	15	10	54	17,3	28	42,5	2,5	4,8	114
234-080834	G1/2	OD10 / ID8	1500	1100	24	29	16	10	54	17,3	30	44,5	2,5	6,6	115

- Nominal flow rate measured at 87 psi (6 bar) and 14,5 psi (1 bar) pressure drop between inlet and exhaust
 - NI/min 2->1 = when throttle is closed

Single swivel connector with throttle check valve



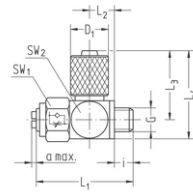
- Long design (exhaust-side throttle)
- Slotted adjusting screw
- Whitworth pipe thread
- Chambered O-rings
- Material: brass nickel-plated, Al black anodized, KST
- Type: Cone-type throttle
- Allowable medium: Air
- Temperature range: 14 to 158 °F (-10 to +70 °C)
- Working pressure range: 7 to 145 psi (0.5 to 10 bar)

Part no.	G	for tube	NI/min		SW1	SW2	i	L1	L2	L3	L4	a max.	g/St.
			1->2	2->1									
235-540334	M10x1	OD5 / ID3	200	150	14	16	6,5	37,6	14,5	18,25	26,5	2	36
235-540434	M10x1	OD6 / ID4	200	150	14	16	6,5	37,6	14,5	21,25	29,5	2	37
235-540634	M10x1	OD8 / ID6	200	150	14	16	6,5	37,6	14,5	22,3	30,5	2	37
235-540834	M10x1	OD10 / ID8	200	150	14	16	6,5	37,6	14,5	24,15	32,5	2	38
235-544334	M10x1	OD4,3 / ID3	200	150	14	16	6,5	37,6	14,5	18,25	26,5	2	36
235-560435	M12x1,5	OD6 / ID4	200	150	17	20	8,5	37,5	14,5	23	33	2	53
235-560635	M12x1,5	OD8 / ID6	200	150	17	20	8,5	37,5	14,5	24	34	2	53
235-560835	M12x1,5	OD10 / ID8	200	150	17	20	8,5	37,5	14,5	26	36	2	53
235-580435	M14x1,5	OD6 / ID4	400	300	17	20	8,5	40,5	14,5	23	33	2	61
235-580635	M14x1,5	OD8 / ID6	400	300	17	20	8,5	40,5	14,5	24	34	2	61
235-580835	M14x1,5	OD10 / ID8	400	300	17	20	8,5	40,5	14,5	26	36	2	61

- Nominal flow rate measured at 87 psi (6 bar) and 14,5 psi (1 bar) pressure drop between inlet and exhaust
 - NI/min 2->1 = when throttle is closed

Single swivel connector with throttle check valve

- Short design (exhaust-side throttle)
- Slotted adjusting screw
- M5 thread
- PVC seal ring
- Material: brass nickel-plated, brass black
- Type: Cone-type throttle
- Allowable medium: Air
- Temperature range: 14 to 158 °F (-10 to +70 °C)
- Working pressure range: 7 to 145 psi (0.5 to 10 bar)

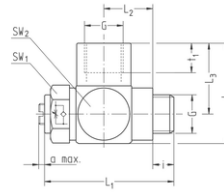


Part no.	G	for tube	NI/min 1->2	NI/min 2->1	SW1	SW2	i	L1	L2	L3	L4	D1	a max.	NW	g/piece
235-5003K35	M5	OD5	40	30	8	8,5	3,5	20	5,2	14	18	8	1	1,2	9
235-5004K35	M5	OD6	40	30	8	8,5	3,5	20	5,2	14	18	9	1	1,2	10
235-5043K35	M5	OD4,3	40	30	8	8,5	3,5	20	5,2	14	18	8	1	1,2	9

- Nominal flow rate measured at 87 psi (6 bar) and 14,5 psi (1 bar) pressure drop between inlet and exhaust
- NI/min 2->1 = when throttle is closed

Single swivel connector with throttle check valve

- Plane design (exhaust-side throttle)
- Slotted adjusting screw
- Whitworth pipe thread
- VS seal rings
- Material: brass nickel-plated, Al black anodized
- Type: Cone-type throttle
- Allowable medium: Air
- Temperature range: 14 to 158 °F (-10 to +70 °C)
- Working pressure range: 7 to 145 psi (0.5 to 10 bar)

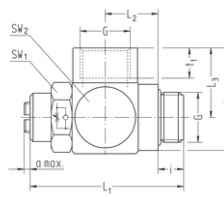


Part no.	G	NI/min 1->2	NI/min 2->1	SW1	SW2	i	L1	L2	L3	L4	t1	a max.	NW	g/St.
234-0201134	G1/8	200	150	14	16	5,8	37,5	14,7	14,5	22	7	2	3	32
234-0403134	G1/4	400	300	17	20	8	45	16,7	21	30,5	10	2	4,5	59

- Nominal flow rate measured at 87 psi (6 bar) and 14,5 psi (1 bar) pressure drop between inlet and exhaust
- NI/min 2->1 = when throttle is closed

Single swivel connector with throttle check valve

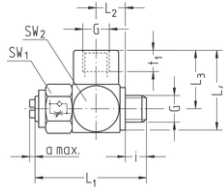
- Long design (exhaust-side throttle)
- Slotted adjusting screw
- Whitworth pipe thread
- Chambered O-rings
- Material: brass nickel-plated, Al black anodized
- Type: Cone-type throttle
- Allowable medium: Air
- Temperature range: 14 to 158 °F (-10 to +70 °C)
- Working pressure range: 7 to 145 psi (0.5 to 10 bar)



Part no.	G	NI/min 1->2	NI/min 2->1	SW1	SW2	i	L1	L2	L3	L4	t1	a max.	NW	g/St.
234-0605134	G3/8	900	600	20	24	8,5	48,5	18	23	35	10	2	6,5	90
234-0807134	G1/2	1500	1100	24	30	10	57,5	24	27,5	42,5	12	2,5	9	164

- Nominal flow rate measured at 87 psi (6 bar) and 14,5 psi (1 bar) pressure drop between inlet and exhaust
- NI/min 2->1 = when throttle is closed

Single swivel connector with throttle check valve

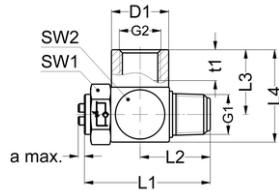


- Short design (exhaust-side throttle)
- Slotted adjusting screw
- M5 thread
- PVC seal ring
- Material: brass nickel-plated
- Type: Cone-type throttle
- Allowable medium: Air
- Temperature range: 14 to 158 °F (-10 to +70 °C)
- Working pressure range: 7 to 145 psi (0.5 to 10 bar)

Part no.	G	NI/min 1->2	NI/min 2->1	SW1	SW2	i	L1	L2	L3	L4	t1	a max.	NW	g/St.
235-5049K135	M5	40	30	8	9	3	20	5,5	10	14,5	4,5	1	1,5	10

- Nominal flow rate measured at 87 psi (6 bar) and 14,5 psi (1 bar) pressure drop between inlet and exhaust
 - NI/min 2->1 = when throttle is closed

Single swivel connector with throttle check valve | R-thread

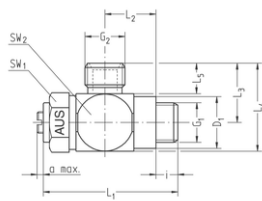


- Short design (exhaust-side throttle)
- Slotted adjusting screw
- Whitworth pipe thread, conical
- Tapered thread
- Seal in connection NBR (Perbunan)
- Material: brass nickel-plated, Al anodized
- Type: Cone-type throttle
- Allowable medium: Air
- Temperature range: 5 to 176 °F (-15 to +80 °C)
- Working pressure range: 7 to 232 psi (0.5 to 16 bar)

Part no.	G1	G2	NI/min 1->2	NI/min 2->1	SW1	SW2	L1	L2	L3	L4	t1	a max.	NW	g/St.
R234-0201KBG134	R1/8	G1/8	200	150	13	16	32,6	18,2	14,5	22	7	2	4,5	26
R234-0403KBG134	R1/4	G1/4	400	300	17	20	40,7	22,7	21	30	10	2	4,5	55
R234-0605KBG134	R3/8	G3/8	900	600	20	24	45	24,5	23	35	10	2	4,5	84
R234-0807KBG134	R1/2	G1/2	1500	1100	24	30	57,3	31,3	27,5	41,5	12,5	2,5	4,5	152

- Nominal flow rate measured at 87 psi (6 bar) and 14,5 psi (1 bar) pressure drop between inlet and exhaust
 - NI/min 2->1 = when throttle is closed

Single swivel connector with throttle check valve (Exhaust-side throttle)



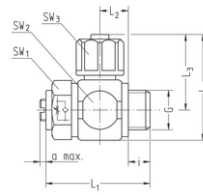
- Whitworth pipe thread
- Banjo fitting with threaded end according to VW standard
- Fits tube spigot with union nut
- VS seal rings / chambered O-rings
- Material brass nickel-plated
- Type: Cone-type throttle
- Allowable medium: Air
- Temperature range: 14 to 158 °F (-10 to +70 °C)
- Working pressure range: -14 to 217 psi (-0.95 to 15 bar)

Part no.	G1	G2	NI/min 1->2	NI/min 2->1	SW1	SW2	i	L1	L2	L3	L4	L5	a max.	NW	g/piece
SA856	G1/8	G1/4	200	150	14	16	6	37,5	14,5	17,5	25	10	2	3	48
SA816	G1/4	G1/4	400	300	17	19	8	45	16,7	19,5	29	10	2	4,5	83
SA997	G1/4	G3/8	400	300	17	19	8	45	16,7	20,5	30	11	2	4,5	88
SA857	G3/8	G1/4	850	600	20	24	8,5	48,5	16,5	22	34	10	2	6,5	117
SA927	G3/8	G3/8	900	600	20	24	8,5	48,5	16,5	23	35	11	2	6,5	121
SA1287	G1/2	G1/2	1500	1100	24	28	10	60	21	27	41	13	2,5	9	152

- Nominal flow rate measured at 87 psi (6 bar) and 14,5 psi (1 bar) pressure drop between inlet and exhaust
 - NI/min 1->2 = when throttle is closed

Single swivel connector with throttle check valve

- Short design (inlet-side throttle)
- Slotted adjusting screw
- Whitworth pipe thread
- VS seal rings
- Material: brass nickel-plated, Al black anodized, KST
- Type: Cone-type throttle
- Allowable medium: Air
- Temperature range: 14 to 158 °F (-10 to +70 °C)
- Working pressure range: 7 to 145 psi (0.5 to 10 bar)

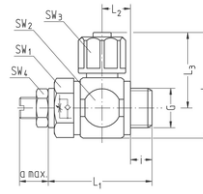


Part no.	G	for tube	NI/min 1->2	NI/min 2->1	SW1	SW2	SW3	i	L1	L2	L3	L4	a max.	NW	g/St.
236-0204K34	G1/8	OD6 / ID4	150	200	14	16	13	6	32,5	9,5	21,5	29,5	2	3	29
236-0206K34	G1/8	OD8 / ID6	150	200	14	16	15	6	32,5	9,5	22,5	30,5	2	3	29
236-0404K34	G1/4	OD6 / ID4	300	400	17	20	13	8	35,5	9,5	23	33	2	3,1	45
236-0406K34	G1/4	OD8 / ID6	300	400	17	20	15	8	35,5	9,5	24	34	2	4,5	46

- Nominal flow rate measured at 87 psi (6 bar) and 14,5 psi (1 bar) pressure drop between inlet and exhaust
 - NI/min 1->2 = when throttle is closed

Single swivel connector with throttle check valve

- Short design (inlet-side throttle)
- Adjusting screw with jam nut
- Whitworth pipe thread
- VS seal rings
- Material: brass nickel-plated, Al black anodized, KST
- Type: Cone-type throttle
- Allowable medium: Air
- Temperature range: 14 to 158 °F (-10 to +70 °C)
- Working pressure range: 7 to 145 psi (0.5 to 10 bar)

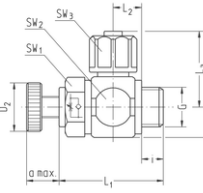


Part no.	G	for tube	NI/min 1->2	NI/min 2->1	SW1	SW2	SW3	SW4	i	L1	L2	L3	L4	a max.	NW	g/St.
236-0204K341	G1/8	OD6 / ID4	150	200	14	16	13	9	6	32,5	9,5	21,5	29,5	9,5	3	31
236-0206K341	G1/8	OD8 / ID6	150	200	14	16	15	9	6	32,5	9,5	22,5	30,5	9,5	3	32
236-0404K341	G1/4	OD6 / ID4	300	400	17	20	13	11	8	35,5	9,5	23	33	11	3,1	50
236-0406K341	G1/4	OD8 / ID6	300	400	17	20	15	11	8	35,5	9,5	24	34	11	4,5	51

- Nominal flow rate measured at 87 psi (6 bar) and 14,5 psi (1 bar) pressure drop between inlet and exhaust
 - NI/min 1->2 = when throttle is closed

Single swivel connector with throttle check valve

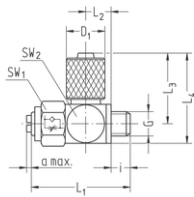
- Short design (inlet-side throttle)
- Adjusting screw with knurl
- Whitworth pipe thread
- VS seal rings
- Material: brass nickel-plated, Al black anodized, KST
- Type: Cone-type throttle
- Allowable medium: Air
- Temperature range: 14 to 158 °F (-10 to +70 °C)
- Working pressure range: 7 to 145 psi (0.5 to 10 bar)



Part no.	G	for tube	NI/min 1->2	NI/min 2->1	SW1	SW2	SW3	i	L1	L2	L3	L4	D2	a max.	NW	g/St.
236-0204K342	G1/8	OD6 / ID4	150	200	14	16	13	6	32,5	9,5	21,5	29,5	13	10,5	3	34
236-0206K342	G1/8	OD8 / ID6	150	200	14	16	15	6	32,5	9,5	22,5	30,5	13	10,5	3	34
236-0404K342	G1/4	OD6 / ID4	300	400	17	20	13	8	35,5	9,5	23	33	16	12	3,1	55
236-0406K342	G1/4	OD8 / ID6	300	400	17	20	15	8	35,5	9,5	24	34	16	12	4,5	56

- Nominal flow rate measured at 87 psi (6 bar) and 14,5 psi (1 bar) pressure drop between inlet and exhaust
 - NI/min 1->2 = when throttle is closed

Single swivel connector with throttle check valve

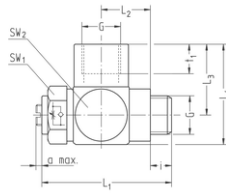


- Short design (inlet-side throttle)
- Slotted adjusting screw
- M5 thread
- PVC seal rings
- Material: brass nickel-plated, brass black
- Type: Cone-type throttle
- Allowable medium: Air
- Temperature range: 14 to 158 °F (-10 to +70 °C)
- Working pressure range: 7 to 145 psi (0.5 to 10 bar)

Part no.	G	for tube	NI/min 1->2	NI/min 2->1	SW1	SW2	i	L1	L2	L3	L4	D1	a max.	NW	g/St.
237-5003K35	M5	OD5	30	40	8	8,5	3,5	20	5,2	14	18	8	1	1,2	9
237-5004K35	M5	OD6	30	40	8	8,5	3,5	20	5,2	14	18	9	1	1,2	10
237-5043K35	M5	OD4,3	30	40	8	8,5	3,5	20	5,2	14	18	8	1	1,2	9

- Nominal flow rate measured at 87 psi (6 bar) and 14,5 psi (1 bar) pressure drop between inlet and exhaust
 - NI/min 1->2 = when throttle is closed

Single swivel connector with throttle check valve

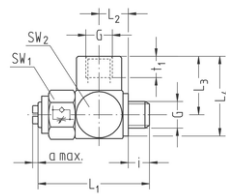


- Long design (inlet-side throttle)
- Slotted adjusting screw
- Whitworth pipe thread
- VS seal rings
- Material: brass nickel-plated, Al black anodized
- Type: Cone-type throttle
- Allowable medium: Air
- Temperature range: 14 to 158 °F (-10 to +70 °C)
- Working pressure range: 7 to 145 psi (0.5 to 10 bar)

Part no.	G	NI/min 1->2	NI/min 2->1	SW1	SW2	i	L1	L2	L3	L4	t1	a max.	NW	g/St.
236-0201134	G1/8	150	200	14	16	5,8	37,5	14,7	14,5	22	7	2	3	32
236-0403134	G1/4	300	400	17	20	8	45	16,7	21	30,5	10	2	4,5	59

- Nominal flow rate measured at 87 psi (6 bar) and 14,5 psi (1 bar) pressure drop between inlet and exhaust
 - NI/min 1->2 = when throttle is closed

Single swivel connector with throttle check valve




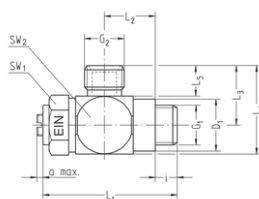
- Long design (inlet-side throttle)
- Slotted adjusting screw
- M5 thread
- PVC seal ring
- Material: brass nickel-plated
- Type: Cone-type throttle
- Allowable medium: Air
- Temperature range: 14 to 158 °F (-10 to +70 °C)
- Working pressure range: 7 to 145 psi (0.5 to 10 bar)

Part no.	G	NI/min 1->2	NI/min 2->1	SW1	SW2	i	L1	L2	L3	L4	t1	a max.	NW	g/St.
237-5049K135	M5	30	40	8	9	3	20	5,5	10	14,5	4,5	1	1,2	6

- Nominal flow rate measured at 87 psi (6 bar) and 14,5 psi (1 bar) pressure drop between inlet and exhaust
 - NI/min 1->2 = when throttle is closed

Single swivel connector with throttle check valve (Inlet-side throttle)

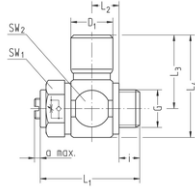
- Whitworth pipe thread
- Banjo fitting with threaded end according to VW standard
- Fits tube spigot with union nut according to 39V16631
- VS seal rings / chambered O-rings
- Material brass nickel-plated
- Type: Cone-type throttle
- Allowable medium: Air
- Temperature range 14 to 158 °F (-10 to +70 °C)
- Working pressure range -14 to 232 psi (-0.95 to 16 bar)



Part no.	G1	G2	NI/min 1->2	NI/min 2->1	SW1	SW2	i	L1	L2	L3	L4	L5	a max.	NW	g/piece
SA837	G1/4	G1/4	300	400	17	19	8	45	16,7	19,5	29	10	2	4,5	82

- Nominal flow rate measured at 87 psi (6 bar) and 14,5 psi (1 bar) pressure drop between inlet and exhaust
 - NI/min 1->2 = when throttle is closed

Single swivel connector with throttle check valve



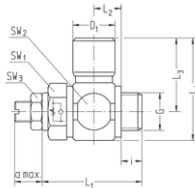
- Short design (exhaust-side throttle)
- Slotted adjusting screw
- Whitworth pipe thread
- VS seal rings
- Seal in connection NBR (Perbunan)

- Material: brass nickel-plated
- Type: Cone-type throttle
- Allowable medium: Air
- Temperature range 14 to 158 °F (-10 to +70 °C)
- Working pressure range 7 to 145 psi (0.5 to 10 bar)

Part no.	G	for tube	NI/min 1->2	NI/min 2->1	SW1	SW2	i	L1	L2	L3	L4	D1	a max.	NW	g/St.
234-0202K634	G1/8	OD4 (5/32")	200	150	14	16	6,5	32,8	9,5	18,2	26,2	8,6	2	3	43
234-0204K634	G1/8	OD6	200	150	14	16	6,5	32,8	9,5	21	29	11,4	2	3,2	45
234-0206K634	G1/8	OD8 (5/16")	200	150	14	16	6,5	32,8	9,5	24	32	14,6	2	3,2	49
234-0208K634	G1/8	OD10	200	150	14	16	6,5	32,8	9,5	27	35	16,6	2	3	52
234-0263K634	G1/8	OD 1/4" (6,3)	200	150	14	16	6	32	9,5	21	29	11,5	2	3	45
234-0402K634	G1/4	OD4 (5/32")	400	300	17	20	8,4	35,7	9,5	20	30	8,6	2	3	65
234-0404K634	G1/4	OD6	400	300	17	20	8,4	35,7	9,5	23	33	11,4	2	4,5	67
234-0406K634	G1/4	OD8 (5/16")	400	300	17	20	8,4	35,7	9,5	26	36	14,6	2	4,7	71
234-0408K634	G1/4	OD10	400	300	17	20	8,4	35,7	9,5	28,5	38,5	16,6	2	4,7	74
234-0463K634	G1/4	OD 1/4" (6,3)	400	300	17	20	8	35,5	9,5	23	33	11,5	2	4	67

- Nominal flow rate measured at 87 psi (6 bar) and 14,5 psi (1 bar) pressure drop between inlet and exhaust
 - NI/min 2->1 = when throttle is closed

Single swivel connector with throttle check valve



- Short design (exhaust-side throttle)
- Adjusting screw with jam nut
- Whitworth pipe thread
- VS seal rings
- Seal in connection NBR (Perbunan)

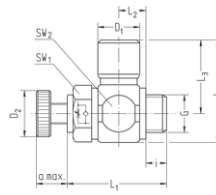
- Material: brass nickel-plated
- Type: Cone-type throttle
- Allowable medium: Air
- Temperature range 14 to 158 °F (-10 to +70 °C)
- Working pressure range 7 to 145 psi (0.5 to 10 bar)

Part no.	G	for tube	NI/min 1->2	NI/min 2->1	SW1	SW2	i	L1	L2	L3	L4	D1	a max.	NW	g/St.
234-0202K6341	G1/8	OD4 (5/32")	200	150	14	16	6	32	9,5	18,2	26,2	8,5	9,5	2	43
234-0204K6341	G1/8	OD6	200	150	14	16	6	32	9,5	21	29	11,5	9,5	3	45
234-0206K6341	G1/8	OD8 (5/16")	200	150	14	16	6	32	9,5	24	32	14,5	9,5	3	49
234-0402K6341	G1/4	OD4 (5/32")	400	300	17	20	8	35,5	9,5	20	30	8,5	11	2	66
234-0404K6341	G1/4	OD6	400	300	17	20	8	35,5	9,5	23	33	11,5	11	4	68
234-0406K6341	G1/4	OD8 (5/16")	400	300	17	20	8	35,5	9,5	26	36	14,5	11	4,5	73

- Nominal flow rate measured at 87 psi (6 bar) and 14,5 psi (1 bar) pressure drop between inlet and exhaust
 - NI/min 2->1 = when throttle is closed

Single swivel connector with throttle check valve

- Short design (exhaust-side throttle)
- Adjusting screw with knurl
- Whitworth pipe thread
- VS seal rings
- Seal in connection NBR (Perbunan)
- Material: brass nickel-plated
- Type: Cone-type throttle
- Allowable medium: Air
- Temperature range 14 to 158 °F (-10 to +70 °C)
- Working pressure range 7 to 145 psi (0.5 to 10 bar)

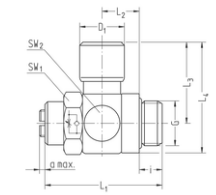


Part no.	G	for tube	NI/min 1->2	NI/min 2->1	SW1	SW2	i	L1	L2	L3	L4	D1	a max.	NW	g/St.
234-0202K6342	G1/8	OD4 (5/32")	200	150	14	16	6	32	9,5	18,2	26,2	8,5	10,5	2	45
234-0204K6342	G1/8	OD6	200	150	14	16	6	32	9,5	21	29	11,5	10,5	3	48
234-0206K6342	G1/8	OD8 (5/16")	200	150	14	16	6	32	9,5	24	32,5	14,5	10,5	3	52
234-0402K6342	G1/4	OD4 (5/32")	400	300	17	20	8	35,5	9,5	20	30	8,5	12	2	71
234-0404K6342	G1/4	OD6	400	300	17	20	8	35,5	9,5	23	33	11,5	12	4	73
234-0406K6342	G1/4	OD8 (5/16")	400	300	17	20	8	35,5	9,5	26	36	14,5	12	4,5	78

- Nominal flow rate measured at 87 psi (6 bar) and 14,5 psi (1 bar) pressure drop between inlet and exhaust
 - NI/min 2->1 = when throttle is closed

Single swivel connector with throttle check valve

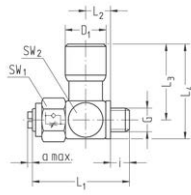
- Long design (exhaust-side throttle)
- Slotted adjusting screw
- Whitworth pipe thread
- Chambered O-rings
- Seal in connection NBR (Perbunan)
- Material: brass nickel-plated
- Type: Cone-type throttle
- Allowable medium: Air
- Temperature range 14 to 158 °F (-10 to +70 °C)
- Working pressure range 7 to 145 psi (0.5 to 10 bar)



Part no.	G	for tube	NI/min 1->2	NI/min 2->1	SW1	SW2	i	L1	L2	L3	L4	D1	a max.	NW	g/St.
234-0204634	G1/8	OD6	200	150	14	16	6,4	37,7	14,5	21	29	11,4	2	3,2	50
234-0206634	G1/8	OD8 (5/16")	200	150	14	16	6,4	37,7	14,5	24	32	14,6	2	3,2	52
234-0406634	G1/4	OD8 (5/16")	400	300	17	20	8,4	40,7	14,5	26	36	14,6	2	4,5	81
234-0408634	G1/4	OD10	400	300	17	20	8,4	40,7	14,5	28,5	38,5	16,6	2	4,5	83
234-0409634	G1/4	OD12	400	300	17	20	8,4	45,2	16,7	33,5	43,5	19,9	2	4,5	106
234-0495634	G1/4	OD 3/8" (9,5)	400	300	17	20	8	35,5	9,5	28,5	38,5	16,5	2	4,5	83
234-0604634	G3/8	OD6	-	-	20	22	8,5	45	14,3	25	36	11,4	2	4,5	98
234-0606634	G3/8	OD8 (5/16")	900	600	20	22	8,5	45	14,3	28	39	14,6	2	6,5	102
234-0608634	G3/8	OD10	900	600	20	22	8,5	45	14,3	30,5	41,5	16,6	2	6,5	105
234-0609634	G3/8	OD12	-	-	20	22	8,6	48,6	16,5	35,5	46,5	19,9	2	6,5	130
234-0627634	G3/8	OD 1/2" (12,7)	900	600	20	22	8,6	48,6	16,5	36	47	19,9	2	6,7	131
234-0695634	G3/8	OD 3/8" (9,5)	900	600	20	22	8,5	45	14,3	30,5	41,5	16,5	2	6,5	104
234-0806634	G1/2	OD8 (5/16")	1500	1100	24	29	9,8	53,8	17,3	30	44,5	14,6	2,5	6,5	170
234-0808634	G1/2	OD10	1500	1100	24	29	9,8	53,8	17,3	33,5	48	16,6	2,5	8,5	173
234-0809634	G1/2	OD12	-	-	24	28	9,8	57,3	21	37,5	51,5	19,9	2,5	9	211
234-0811634	G1/2	OD14	-	-	24	28	9,8	57,3	21	41	55	21,9	2,5	9	215
234-0827634	G1/2	OD 1/2" (12,7)	1500	1100	24	28	10	57	21	38	52	19,9	2,5	9	208
234-0895634	G1/2	OD 3/8" (9,5)	1500	1100	24	29	10	54	17,3	33,5	48	16,5	2,5	8	172

- Nominal flow rate measured at 87 psi (6 bar) and 14,5 psi (1 bar) pressure drop between inlet and exhaust
 - NI/min 2->1 = when throttle is closed

Single swivel connector with throttle check valve



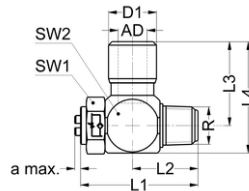
- Short design (exhaust-side throttle)
- Slotted adjusting screw
- M5 thread
- PVC seal ring
- Seal in connection NBR (Perbunan)

- Material: brass nickel-plated
- Type: Cone-type throttle
- Allowable medium: Air
- Temperature range 14 to 158 °F (-10 to +70 °C)
- Working pressure range 7 to 145 psi (0.5 to 10 bar)

Part no.	G	for tube	NI/min 1->2	NI/min 2->1	SW1	SW2	i	L1	L2	L3	L4	D1	a max.	NW	g/St.
235-4202K635	M3	OD4 (5/32")	40	30	8	8,5	3,5	20	5,3	16,5	20,5	8,6	1	1,2	9
235-5002K635	M5	OD4 (5/32")	40	30	8	8,5	3,5	20	5,3	16,5	20,5	8,6	1	1,2	10
235-5003K635	M5	OD5	40	30	8	10	4	22	6	18	22,5	10,4	1	1,2	14
235-5004K635	M5	OD6	40	30	8	11	3	22	6,5	19,5	24	11,4	1	1,8	16
235-5006K635	M5	OD8 (5/16")	40	30	8	14	4	27	8,5	22,8	28,5	14,6	1	1,8	28
235-5043K635	M5	OD4,3	40	30	8	8,5	3,5	20	5,3	16,5	20,5	8,9	1	1,2	10

- Nominal flow rate measured at 87 psi (6 bar) and 14,5 psi (1 bar) pressure drop between inlet and exhaust
 - NI/min 2->1 = when throttle is closed

Single swivel connector with throttle check valve | NPT-thread



- Short design (exhaust-side throttle)
- Slotted adjusting screw
- Whitworth pipe thread, conical
- Tapered thread
- Seal in connection NBR (Perbunan)
- Material: brass nickel-plated

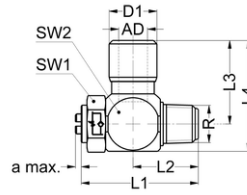
- Type: Cone-type throttle
- Allowable medium: Air
- Temperature range 5 to 176 °F (-15 to +80 °C)
- Working pressure range 7 to 232 psi (0.5 to 16 bar)

Part no.	G	for tube	NI/min 1->2	NI/min 2->1	SW1	SW2	L1	L2	L3	L4	D1	a max.	NW	g/St.
N234-0404KBG634	NPT1/4	OD6	400	300	17	18	40,7	23,7	23,5	33	11,4	2	4,5	72
N234-0463KBG634	NPT1/4	OD 1/4" (6,3)	400	300	17	18	40,7	23,7	23,5	33	11,8	2	4,5	72
N234-0495KBG634	NPT1/4	OD 3/8" (9,5)	400	300	17	18	40,7	23,7	29,5	39	16,1	2	4,5	79
N234-0606KBG634	NPT3/8	OD8 (5/16")	900	600	20	22	45	24	29	40,5	14,6	2	6,5	105
N234-0695KBG634	NPT3/8	OD 3/8" (9,5)	900	600	20	22	45	24	31	42	16,1	2	6,5	106
N234-0608KBG634	NPT3/8	OD10	900	600	20	22	45	24	31	41,5	16,6	2	6,5	106
N234-0809KBG634	NPT1/2	OD12	1500	1100	24	26	53,8	29,8	38	51	19,9	2,5	9	176
N234-0827KBG634	NPT1/2	OD 1/2" (12,7)	1500	1100	24	26	53,8	29,8	38,5	51,5	20,6	2,5	9	178

- Nominal flow rate measured at 87 psi (6 bar) and 14,5 psi (1 bar) pressure drop between inlet and exhaust
 - NI/min 1->2 = when throttle is closed

Single swivel connector with throttle check valve | R-thread

- Short design (exhaust-side throttle)
- Slotted adjusting screw
- Whitworth pipe thread, conical
- Tapered thread
- Seal in connection NBR (Perbunan)
- Material: brass nickel-plated
- Type: Cone-type throttle
- Allowable medium: Air
- Temperature range: 5 to 176 °F (-15 to +80 °C)
- Working pressure range: 7 to 232 psi (0.5 to 16 bar)

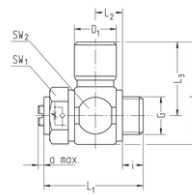


Part no.	G	for tube	NI/min 1->2	NI/min 2->1	SW1	SW2	L1	L2	L3	L4	D1	a max.	NW	g/St.
R234-0208KBG634	R1/8	OD10	200	150	13	16	32,5	18,3	27	34	16,6	2	4,5	45
R234-0408KBG634	R1/4	OD10	400	300	17	18	40,5	22,5	29	38,5	16,6	2	4,5	78
R234-0608KBG634	R3/8	OD10	900	600	20	22	45	23	31	41,5	16,6	2	4,5	105
R234-0808KBG634	R1/2	OD10	1500	1100	24	26	53,8	28,3	33	46	16,6	2.5	4,5	166

- Nominal flow rate measured at 87 psi (6 bar) and 14,5 psi (1 bar) pressure drop between inlet and exhaust
 - NI/min 1->2 = when throttle is closed

Single swivel connector with throttle check valve

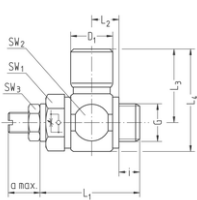
- Short design (inlet-side throttle)
- Slotted adjusting screw
- Whitworth pipe thread
- VS seal rings
- Seal in connection NBR (Perbunan)
- Material: brass nickel-plated
- Type: Cone-type throttle
- Allowable medium: Air
- Temperature range: 14 to 158 °F (-10 to +70 °C)
- Working pressure range: 7 to 145 psi (0.5 to 10 bar)



Part no.	G	for tube	NI/min 1->2	NI/min 2->1	SW1	SW2	i	L1	L2	L3	L4	D1	a max.	NW	g/St.
236-0202K634	G1/8	OD4 (5/32")	150	200	14	16	6	32	9,5	18,2	26,2	8,5	2	2	41
236-0204K634	G1/8	OD6	150	200	14	16	6,4	32,8	9,5	21	29	11,4	2	3	45
236-0206K634	G1/8	OD8 (5/16")	150	200	14	16	6,4	32,8	9,5	24	32	14,6	2	3	49
236-0208K634	G1/8	OD10	150	200	14	16	6,4	32,8	9,5	27	35	16,6	2	3	52
236-0402K634	G1/4	OD4 (5/32")	300	400	17	20	8	35,5	9,5	20	30	8,5	2	2	62
236-0404K634	G1/4	OD6	300	400	17	20	8,4	35,7	9,5	23	33	11,4	2	4,5	68
236-0406K634	G1/4	OD8 (5/16")	300	400	17	20	8,4	35,7	9,5	26	36	14,6	2	4,5	72
236-0408K634	G1/4	OD10	300	400	17	20	8,4	35,7	9,5	28,5	38,5	16,6	2	4,5	74

- Nominal flow rate measured at 87 psi (6 bar) and 14,5 psi (1 bar) pressure drop between inlet and exhaust
 - NI/min 1->2 = when throttle is closed

Single swivel connector with throttle check valve



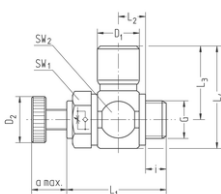
- Short design (inlet-side throttle)
- Adjusting screw with jam nut
- Whitworth pipe thread
- VS seal rings
- Seal in connection NBR (Perbunan)

- Material: brass nickel-plated
- Type: Cone-type throttle
- Allowable medium: Air
- Temperature range 14 to 158 °F (-10 to +70 °C)
- Working pressure range 7 to 145 psi (0.5 to 10 bar)

Part no.	G	for tube	NI/min 1->2	NI/min 2->1	SW1	SW2	i	L1	L2	L3	L4	D1	a max.	NW	g/St.
236-0202K6341	G1/8	OD4 (5/32")	150	200	14	16	6	32	9,5	18,2	26,2	8,5	9,5	2	43
236-0204K6341	G1/8	OD6	150	200	14	16	6	32	9,5	21	29	11,5	9,5	3	45
236-0206K6341	G1/8	OD8 (5/16")	150	200	14	16	6	32	9,5	24	32	14,5	9,5	3	49
236-0402K6341	G1/4	OD4 (5/32")	300	400	17	20	8	35,5	9,5	20	30	8,5	11	2	66
236-0404K6341	G1/4	OD6	300	400	17	20	8	35,5	9,5	23	33	11,5	11	4	68
236-0406K6341	G1/4	OD8 (5/16")	300	400	17	20	8	35,5	9,5	26	36	14,5	11	4,5	73

- Nominal flow rate measured at 87 psi (6 bar) and 14,5 psi (1 bar) pressure drop between inlet and exhaust
 - NI/min 1->2 = when throttle is closed

Single swivel connector with throttle check valve



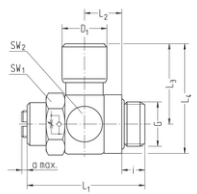
- Short design (inlet-side throttle)
- Adjusting screw with knurl
- Whitworth pipe thread
- VS seal rings
- Seal in connection NBR (Perbunan)

- Material: brass nickel-plated
- Type: Cone-type throttle
- Allowable medium: Air
- Temperature range 14 to 158 °F (-10 to +70 °C)
- Working pressure range 7 to 145 psi (0.5 to 10 bar)

Part no.	G	for tube	NI/min 1->2	NI/min 2->1	SW1	SW2	i	L1	L2	L3	L4	D1	a max.	NW	g/St.
236-0202K6342	G1/8	OD4 (5/32")	150	200	14	16	6	32	9,5	18,2	26,2	8,5	10,5	2	45
236-0204K6342	G1/8	OD6	150	200	14	16	6	32	9,5	21	29	11,5	10,5	3	48
236-0206K6342	G1/8	OD8 (5/16")	150	200	14	16	6	32	9,5	24	32	14,5	10,5	3	52
236-0402K6342	G1/4	OD4 (5/32")	300	400	17	20	8	35,5	9,5	20	30	8,5	12	2	71
236-0404K6342	G1/4	OD6	300	400	17	20	8	35,5	9,5	23	33	11,5	12	4	73
236-0406K6342	G1/4	OD8 (5/16")	300	400	17	20	8	35,5	9,5	26	36	14,5	12	4,5	78

- Nominal flow rate measured at 87 psi (6 bar) and 14,5 psi (1 bar) pressure drop between inlet and exhaust
 - NI/min 1->2 = when throttle is closed

Single swivel connector with throttle check valve



- Long design (inlet-side throttle)
- Slotted adjusting screw
- Whitworth pipe thread
- Chambered O-rings
- Seal in connection NBR (Perbunan)

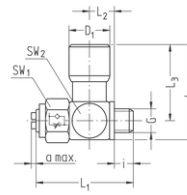
- Material: brass nickel-plated
- Type: Cone-type throttle
- Allowable medium: Air
- Temperature range 14 to 158 °F (-10 to +70 °C)
- Working pressure range 7 to 145 psi (0.5 to 10 bar)

Part no.	G	for tube	NI/min 1->2	NI/min 2->1	SW1	SW2	i	L1	L2	L3	L4	D1	a max.	NW	g/St.
236-0406634	G1/4	OD8 (5/16")	300	400	17	20	8	40,5	14,5	26	36	14,5	2	4,5	78
236-0408634	G1/4	OD10	300	400	17	20	8	40,5	14,5	28,8	38,5	16,5	2	4,5	80

- Nominal flow rate measured at 87 psi (6 bar) and 14,5 psi (1 bar) pressure drop between inlet and exhaust
 - NI/min 2->1 = when throttle is closed

Single swivel connector with throttle check valve

- Short design (inlet-side throttle)
- Slotted adjusting screw
- M5 thread
- PVC seal ring
- Seal in connection NBR (Perbunan)
- Material: brass nickel-plated
- Type: Cone-type throttle
- Allowable medium: Air
- Temperature range 14 to 158 °F (-10 to +70 °C)
- Working pressure range 7 to 145 psi (0.5 to 10 bar)

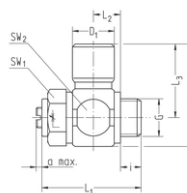


Part no.	G	for tube	NI/min 1->2	NI/min 2->1	SW1	SW2	i	L1	L2	L3	L4	D1 a max.	NW	g/piece	
237-5002K635	M5	OD4 (5/32")	30	40	8	8,5	3,5	20	5,3	16,5	20,5	8,6	1	1,2	10
237-5003K635	M5	OD5	30	40	8	10	4	22	6	18	22,5	10,4	1	1,2	22
237-5004K635	M5	OD6	30	40	8	11	3	22	6,5	19,5	24	11,4	1	1,2	16
237-5043K635	M5	OD4,3	30	40	8	8,5	3,5	20	5,3	16,5	20,5	8,9	1	1,2	10

- Nominal flow rate measured at 87 psi (6 bar) and 14,5 psi (1 bar) pressure drop between inlet and exhaust
 - NI/min 1->2 = when throttle is closed

Single swivel connector with throttle valve

- Short design (throttle)
- Slotted adjusting screw
- Whitworth pipe thread
- VS seal rings
- Seal in connection NBR (Perbunan)
- Material: brass nickel-plated
- Type: Cone-type throttle
- Allowable medium: Air
- Temperature range 14 to 158 °F (-10 to +70 °C)
- Working pressure range 7 to 145 psi (0.5 to 10 bar)

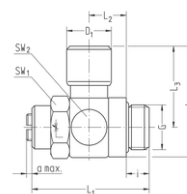


Part no.	G	for tube	NI/min 1->2	NI/min 2->1	SW1	SW2	i	L1	L2	L3	L4	D1 a max.	NW	g/St.	
240-0204K634	G1/8	OD6	200	150	14	16	6,4	32	9,5	21	29	11,4	2	3	46
240-0206K634	G1/8	OD8 (5/16")	200	150	14	16	6,4	32,8	9,5	24	32	14,6	2	3	50
240-0208K634	G1/8	OD10	200	150	14	16	6	32	9,5	27	35	16,5	2	3	49
240-0404K634	G1/4	OD6	400	300	17	20	8,3	35,7	9,5	23	33	11,4	2	4,5	69
240-0406K634	G1/4	OD8 (5/16")	400	300	17	20	8,3	35,7	9,5	26	36	14,6	2	4,5	73
240-0408K634	G1/4	OD10	400	300	17	20	8,3	35,7	9,5	28,5	38,5	16,6	2	4,5	76

- Nominal flow rate measured at 87 psi (6 bar) and 14,5 psi (1 bar) pressure drop between inlet and exhaust
 - NI/min 2->1 = when throttle is closed

Single swivel connector with throttle valve

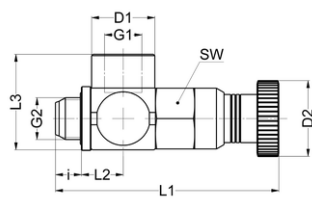
- Long design (throttle)
- Slotted adjusting screw
- Whitworth pipe thread
- Chambered O-rings
- Seal in connection NBR (Perbunan)
- Material: brass nickel-plated
- Type: Cone-type throttle
- Allowable medium: Air
- Temperature range 14 to 158 °F (-10 to +70 °C)
- Working pressure range 7 to 145 psi (0.5 to 10 bar)



Part no.	G	for tube	NI/min 1->2	NI/min 2->1	SW1	SW2	i	L1	L2	L3	L4	D1 a max.	NW	g/St.	
240-0606634	G3/8	OD8 (5/16")	900	600	20	22	8,5	45	14,3	28	39	14,5	2	6	99
240-0811634	G1/2	OD14	-	-	24	28	9,9	57,4	21	41	55	21,9	2,5	9,2	158

- Nominal flow rate measured at 87 psi (6 bar) and 14,5 psi (1 bar) pressure drop between inlet and exhaust
 - NI/min 2->1 = when throttle is closed

Connector with throttle and click function



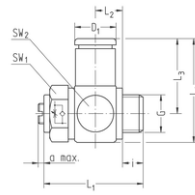
- Short design (throttle)
 - Adjusting screw with knurl
 - Fine adjustment with a noticeable click
 - Whitworth pipe thread
 - Seal in connection FPM
 - Material: brass nickel-plated
- Type: Cone-type throttle
 - Allowable medium: Air, Oil
 - Temperature range
-4 to 176 °F (-20 to +80 °C)
 - Working pressure range
-14 to 232 psi (-0,95 to 16 bar)

Part no.	G1	G2	SW	i	L1	L2	L3	D1	D2	NW	g/St.
SA1794-0201K	G 1/8	G 1/8	14	6,1	51.25	9,6	22	14,5	17,5	2	67

- Nominal flow rate measured at 87 psi (6 bar) and 14,5 psi (1 bar) pressure drop between inlet and exhaust
 - NV/min 2->1 = when throttle is closed

Single swivel connector with throttle check valve

- Short design (exhaust-side throttle)
- Slotted adjusting screw
- Whitworth pipe thread
- VS seal rings
- Seal in connection NBR (Perbunan)
- Material brass nickel-plated
- Type: Cone-type throttle
- Allowable medium: Air
- Temperature range 14 to 158 °F (-10 to +70 °C)
- Working pressure range 7 to 145 psi (0.5 to 10 bar)

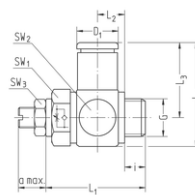


Part no.	G	for tube	NI/min 1->2	NI/min 2->1	SW1	SW2	i	L1	L2	L3	L4	D1	a max.	NW	g/St.
234-0202K834	G1/8	OD4 (5/32")	200	150	14	16	6,5	32,8	9,5	18,5	26,5	8,6	2	3	43
234-0204K834	G1/8	OD6	200	150	14	16	6,5	32,8	9,5	22,5	30,5	11,4	2	3	46
234-0206K834	G1/8	OD8 (5/16")	200	150	14	16	6,5	32,8	9,5	24,5	32,5	14,6	2	3	49
234-0208K834	G1/8	OD10	200	150	14	17	6,5	32,8	9,5	27	35	16,6	2	3	55
234-0402K834	G1/4	OD4 (5/32")	400	300	17	20	8,4	35,7	9,5	20,5	30,5	8,6	2	3	65
234-0404K834	G1/4	OD6	400	300	17	20	8,4	35,7	9,5	24,5	34,5	11,4	2	4,5	69
234-0406K834	G1/4	OD8 (5/16")	400	300	17	20	8,4	35,7	9,5	26,5	36,5	14,6	2	4,5	72
234-0408K834	G1/4	OD10	400	300	17	20	8,4	35,7	9,5	29	39	16,6	2	4,5	76

- Nominal flow rate measured at 87 psi (6 bar) and 14,5 psi (1 bar) pressure drop between inlet and exhaust
 - NI/min 2->1 = when throttle is closed

Single swivel connector with throttle check valve

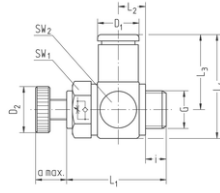
- Short design (exhaust-side throttle)
- Adjusting screw with jam nut
- Whitworth pipe thread
- VS seal rings
- Seal in connection NBR (Perbunan)
- Material brass nickel-plated
- Type: Cone-type throttle
- Allowable medium: Air
- Temperature range 14 to 158 °F (-10 to +70 °C)
- Working pressure range 7 to 145 psi (0.5 to 10 bar)



Part no.	G	for tube	NI/min 1->2	NI/min 2->1	SW1	SW2	i	L1	L2	L3	L4	D1	a max.	NW	g/St.
234-0202K8341	G1/8	OD4 (5/32")	200	150	14	16	6	32,5	9,5	19	27	8,6	9,5	2	43
234-0204K8341	G1/8	OD6	200	150	14	16	6	32,5	9,5	22,5	30,5	11,4	9,5	3	46
234-0206K8341	G1/8	OD8 (5/16")	200	150	14	16	6	32,5	9,5	24,5	32,5	14,6	9,5	3	49
234-0402K8341	G1/4	OD4 (5/32")	400	300	17	20	8	35,5	9,5	21	31	8,6	11	2	66
234-0404K8341	G1/4	OD6	400	300	17	20	8	35,5	9,5	24,5	34,5	11,4	11	4	69
234-0406K8341	G1/4	OD8 (5/16")	400	300	17	20	8	35,5	9,5	26,5	36,5	14,6	11	4,5	72

- Nominal flow rate measured at 87 psi (6 bar) and 14,5 psi (1 bar) pressure drop between inlet and exhaust
 - NI/min 2->1 = when throttle is closed

Single swivel connector with throttle check valve

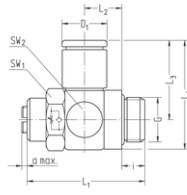


- Short design (exhaust-side throttle)
- Adjusting screw with knurl
- Whitworth pipe thread
- VS seal rings
- Seal in connection NBR (Perbunan)
- Material brass nickel-plated
- Type: Cone-type throttle
- Allowable medium: Air
- Temperature range 14 to 158 °F (-10 to +70 °C)
- Working pressure range 7 to 145 psi (0.5 to 10 bar)

Part no.	G	for tube	NI/min 1->2	NI/min 2->1	SW1	SW2	i	L1	L2	L3	L4	D1	a max.	NW	g/St.
234-0202K8342	G1/8	OD4 (5/32")	200	150	14	16	6	32,5	9,5	19	27	8,6	10,5	2	45
234-0204K8342	G1/8	OD6	200	150	14	16	6	32,5	9,5	22,5	30,5	11,4	10,5	3	48
234-0206K8342	G1/8	OD8 / ID6	200	150	14	16	6	32,5	9,5	24,5	32,5	14,6	10,5	3	51
234-0402K8342	G1/4	OD4 (5/32")	400	300	17	20	8	35,5	9,5	21	31	8,6	12	2	71
234-0404K8342	G1/4	OD6	400	300	17	20	8	35,5	9,5	24,5	34,5	11,4	12	4	74
234-0406K8342	G1/4	OD8 (5/16")	400	300	17	20	8	35,5	9,5	26,5	36,5	14,6	12	4,5	77

- Nominal flow rate measured at 87 psi (6 bar) and 14,5 psi (1 bar) pressure drop between inlet and exhaust
 - NI/min 2->1 = when throttle is closed

Single swivel connector with throttle check valve

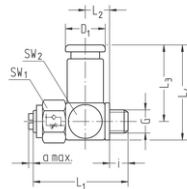


- Long design (exhaust-side throttle)
- Slotted adjusting screw
- Whitworth pipe thread
- Chambered O-rings
- Seal in connection NBR (Perbunan)
- Material brass nickel-plated
- Type: Cone-type throttle
- Allowable medium: Air
- Temperature range 14 to 158 °F (-10 to +70 °C)
- Working pressure range 7 to 145 psi (0.5 to 10 bar)

Part no.	G	for tube	NI/min 1->2	NI/min 2->1	SW1	SW2	i	L1	L2	L3	L4	D1	a max.	NW	g/St.
234-0606834	G3/8	OD8 (5/16")	900	600	20	22	8,5	45	14,3	28	39	14,6	2	6	98
234-0608834	G3/8	OD10	900	600	20	22	8,5	45	14,3	30,5	41,5	16,6	2	6,5	102
234-0806834	G1/2	OD8 (5/16")	1500	1100	24	29	10	54	17,3	28	39	14,6	2,5	6	155
234-0808834	G1/2	OD10	1500	1100	24	29	10	54	17,3	30,5	41,5	16,6	2,5	6,5	160

- Nominal flow rate measured at 87 psi (6 bar) and 14,5 psi (1 bar) pressure drop between inlet and exhaust
 - NI/min 2->1 = when throttle is closed

Single swivel connector with throttle check valve



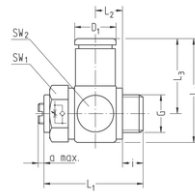
- Short design (exhaust-side throttle)
- Slotted adjusting screw
- M5 thread
- PVC seal ring
- Seal in connection NBR (Perbunan)
- Material brass nickel-plated
- Type: Cone-type throttle
- Allowable medium: Air
- Temperature range 14 to 158 °F (-10 to +70 °C)
- Working pressure range 7 to 145 psi (0.5 to 10 bar)

Part no.	G	for tube	NI/min 1->2	NI/min 2->1	SW1	SW2	i	L1	L2	L3	L4	D1	a max.	NW	g/piece
235-5002K835	M5	OD4 (5/32")	40	30	8	8,5	3,5	20	5,2	17	21	8,6	1	1,2	9
235-5003K835	M5	OD5	40	30	8	10	4	22	6	19	23,5	9,9	1	1,2	12
235-5004K835	M5	OD6	40	30	8	11	3	22	6,5	20,5	25	11,9	1	1,2	16
235-5043K835	M5	OD4,3	40	30	8	8,5	3,5	20	5,2	17	21	8,9	1	1,2	9

- Nominal flow rate measured at 87 psi (6 bar) and 14,5 psi (1 bar) pressure drop between inlet and exhaust
 - NI/min 2->1 = when throttle is closed

Single swivel connector with throttle check valve

- Short design (inlet-side throttle)
- Slotted adjusting screw
- Whitworth pipe thread
- VS seal rings
- Seal in connection NBR (Perbunan)
- Material brass nickel-plated
- Type: Cone-type throttle
- Allowable medium: Air
- Temperature range 14 to 158 °F (-10 to +70 °C)
- Working pressure range 7 to 145 psi (0.5 to 10 bar)

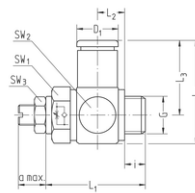


Part no.	G	for tube	NI/min 1->2	NI/min 2->1	SW1	SW2	i	L1	L2	L3	L4	D1	a max.	NW	g/St.
236-0202K834	G1/8	OD4	150	200	14	16	6	32,5	9,5	19	27	8,6	2	2	41
236-0204K834	G1/8	OD6	150	200	14	16	6	32,5	9,5	22,5	30,5	11,4	2	3	44
236-0206K834	G1/8	OD8 (5/16")	150	200	14	16	6	32,5	9,5	24,5	32,5	14,6	2	3	47
236-0208K834	G1/8	OD10	150	200	14	17	6	32,5	9,5	27	35	16,6	2	3	53
236-0402K834	G1/4	OD4 (5/32")	300	400	17	20	8	35,5	9,5	21	31	8,6	2	2	62
236-0404K834	G1/4	OD6	300	400	17	20	8	35,5	9,5	24,5	34,5	11,4	2	4	65
236-0406K834	G1/4	OD8 (5/16")	300	400	17	20	8	35,5	9,5	26,5	36,5	14,6	2	4,5	68
236-0408K834	G1/4	OD10	300	400	17	20	8	35,5	9,5	29	39	16,6	2	4,5	72

- Nominal flow rate measured at 87 psi (6 bar) and 14,5 psi (1 bar) pressure drop between inlet and exhaust
 - NI/min 1->2 = when throttle is closed

Single swivel connector with throttle check valve

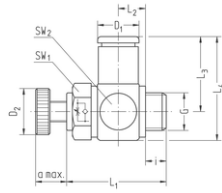
- Short design (inlet-side throttle)
- Adjusting screw with jam nut
- Whitworth pipe thread
- VS seal rings
- Seal in connection NBR (Perbunan)
- Material brass nickel-plated
- Type: Cone-type throttle
- Allowable medium: Air
- Temperature range 14 to 158 °F (-10 to +70 °C)
- Working pressure range 7 to 145 psi (0.5 to 10 bar)



Part no.	G	for tube	NI/min 1->2	NI/min 2->1	SW1	SW2	i	L1	L2	L3	L4	D1	a max.	NW	g/St.
236-0202K8341	G1/8	OD4 (5/32")	150	200	14	16	6	32,5	9,5	19	27	8,6	9,5	2	43
236-0204K8341	G1/8	OD6	150	200	14	16	6	32,5	9,5	22,5	30,5	11,4	9,5	3	46
236-0206K8341	G1/8	OD8 (5/16")	150	200	14	16	6	32,5	9,5	24,5	32,5	14,6	9,5	3	49
236-0402K8341	G1/4	OD4 (5/32")	300	400	17	20	8	35,5	9,5	21	31	8,6	11	2	66
236-0404K8341	G1/4	OD6	300	400	17	20	8	35,5	9,5	24,5	34,5	11,4	11	4	69
236-0406K8341	G1/4	OD8 (5/16")	300	400	17	20	8	35,5	9,5	26,5	36,5	14,6	11	4,5	72

- Nominal flow rate measured at 87 psi (6 bar) and 14,5 psi (1 bar) pressure drop between inlet and exhaust
 - NI/min 1->2 = when throttle is closed

Single swivel connector with throttle check valve

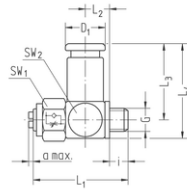


- Short design (inlet-side throttle)
- Adjusting screw with knurl
- Whitworth pipe thread
- VS seal rings
- Seal in connection NBR (Perbunan)
- Material brass nickel-plated
- Type: Cone-type throttle
- Allowable medium: Air
- Temperature range 14 to 158 °F (-10 to +70 °C)
- Working pressure range 7 to 145 psi (0.5 to 10 bar)

Part no.	G	for tube	NI/min 1->2	NI/min 2->1	SW1	SW2	i	L1	L2	L3	L4	D1	a max.	NW	g/St.
236-0202K8342	G1/8	OD4 (5/32")	150	200	14	16	6	32,5	9,5	19	27	8,6	10,5	2	45
236-0204K8342	G1/8	OD6	150	200	14	16	6	32,5	9,5	22,5	30,5	11,4	10,5	3	48
236-0206K8342	G1/8	OD8 (5/16")	150	200	14	16	6	32,5	9,5	24,5	32,5	14,6	10,5	3	51
236-0402K8342	G1/4	OD4 (5/32")	300	400	17	20	8	35,5	9,5	21	31	8,6	12	2	71
236-0404K8342	G1/4	OD6	300	400	17	20	8	35,5	9,5	24,5	34,5	11,4	12	4	74
236-0406K8342	G1/4	OD8 (5/16")	300	400	17	20	8	35,5	9,5	26,5	36,5	14,6	12	4,5	77

- Nominal flow rate measured at 87 psi (6 bar) and 14,5 psi (1 bar) pressure drop between inlet and exhaust
 - NI/min 1->2 = when throttle is closed

Single swivel connector with throttle check valve



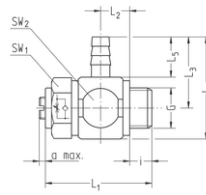
- Short design (inlet-side throttle)
- Slotted adjusting screw
- M5 thread
- PVC seal ring
- Seal in connection NBR (Perbunan)
- Material brass nickel-plated
- Type: Cone-type throttle
- Allowable medium: Air
- Temperature range 14 to 158 °F (-10 to +70 °C)
- Working pressure range 7 to 145 psi (0.5 to 10 bar)

Part no.	G	for tube	NI/min 1->2	NI/min 2->1	SW1	SW2	i	L1	L2	L3	L4	D1	a max.	NW	g/St.
237-5002K835	M5	OD4 (5/32")	30	40	8	8,5	3,5	20	5,2	17	21	8,6	1	1,2	9
237-5003K835	M5	OD5	30	40	8	10	4	22	6	19	23,5	9,9	1	1,2	12
237-5004K835	M5	OD6	30	40	8	11	3	22	6,5	20,5	25	11,4	1	1,2	16
237-5043K835	M5	OD4,3	30	40	8	8,5	3,5	20	5,2	17	21	8,9	1	1,2	9

- Nominal flow rate measured at 87 psi (6 bar) and 14,5 psi (1 bar) pressure drop between inlet and exhaust
 - NI/min 1->2 = when throttle is closed

Single swivel spigot with throttle check valve

- Short design (exhaust-side throttle)
 - Slotted adjusting screw
 - Whitworth pipe thread
 - Tube connection removable
 - VS seal rings
 - Materials: brass nickel-plated,
- brass, Al black anodized
 - Type: Cone-type throttle
 - Allowable medium: Air
 - Temperature range 14 to 140 °F (-10 to +60 °C)
 - Working pressure range 7 to 87 psi (0.5 to 6 bar)

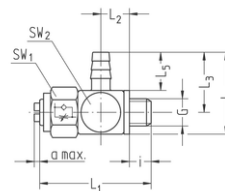


Part no.	G	for tube	NI/min		SW1	SW2	i	L1	L2	L3	L4	L5	a max.	NW	g/piece
			1->2	2->1											
234-0204K334	G1/8	OD6 / ID4	200	150	14	16	6	32	9,5	17,5	25,5	9,5	2	3	27
234-0206K334	G1/8	OD8 / ID6	200	150	14	16	6	32	9,5	21	29	13	2	3	27
234-0404K334	G1/4	OD6 / ID4	400	300	17	20	8	35,5	9,5	19,5	29,5	9,5	2	3,3	43
234-0406K334	G1/4	OD8 / ID6	400	300	17	20	8	35,5	9,5	23	33	13	2	4,5	43

- Nominal flow rate measured at 87 psi (6 bar) and 14,5 psi (1 bar) pressure drop between inlet and exhaust
 - NI/min 2->1 = when throttle is closed

Single swivel spigot with throttle check valve

- Short design (exhaust-side throttle)
 - Slotted adjusting screw
 - M5 thread
 - Tube connection removable
 - PVC seal ring
 - Materials: brass nickel-plated,
- brass
 - Type: Cone-type throttle
 - Allowable medium: Air
 - Temperature range 14 to 140 °F (-10 to +60 °C)
 - Working pressure range 7 to 87 psi (0.5 to 6 bar)

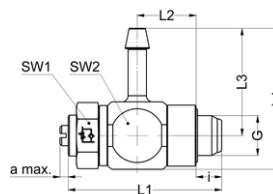


Part no.	G	for tube	NI/min		SW1	SW2	i	L1	L2	L3	L4	L5	a max.	NW	g/piece
			1->2	2->1											
235-5002K335	M5	OD4 (5/32")	40	30	8	8,5	3,5	20	5,2	9,5	13,5	5,5	1	1,5	7
235-5004K335	M5	OD6	40	30	8	8,5	3,5	20	5,2	13,5	17,5	9,5	1	1,5	8

- Nominal flow rate measured at 87 psi (6 bar) and 14,5 psi (1 bar) pressure drop between inlet and exhaust
 - NI/min 2->1 = when throttle is closed

Single swivel connector with throttle check valve

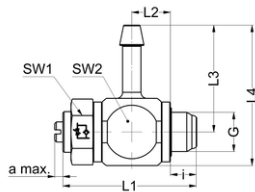
- Long design (exhaust-side throttle)
 - Slotted adjusting screw
 - Whitworth pipe thread
 - Chambered O-rings
 - Material: brass nickel-plated, Al black anodized, KST
 - Type: Cone-type throttle
- Allowable medium: Air
 - Temperature range 14 to 158 °F (-10 to +70 °C)
 - Working pressure range 7 to 145 psi (0.5 to 10 bar)



Part no.	G	for tube	NI/min		SW1	SW2	i	L1	L2	L3	L4	L5	a max.	NW	g/piece
			1->2	2->1											
234-020474	G1/8	ID4	200	150	14	16	6,5	37,7	14,5	26,3	34,5		2	3	42
234-020674	G1/8	ID6	200	150	14	16	6,5	37,7	14,5	26,3	34,5		2	3,2	43
234-040474	G1/4	ID4	400	300	17	20	8,5	40,7	14,5	28	38		2	4,7	65
234-040674	G1/4	ID6	400	300	17	20	8,5	40,7	14,5	28	38		2	4,7	65
234-080674	G1/2	ID6	1500	1100	24	29	10	54	17,3	32,3	46,5		2,5	4,7	165

- Nominal flow rate measured at 87 psi (6 bar) and 14,5 psi (1 bar) pressure drop between inlet and exhaust
 - NI/min 2->1 = when throttle is closed

Single swivel connector with throttle check valve

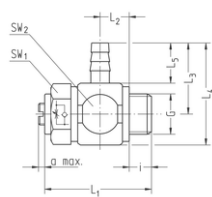


- Short design (exhaust-side throttle)
- Slotted adjusting screw
- Whitworth pipe thread
- VS seal rings
- Material: brass nickel-plated, Al black anodized, KST
- Type: Cone-type throttle
- Allowable medium: Air
- Temperature range: 14 to 158 °F (-10 to +70 °C)
- Working pressure range: 7 to 145 psi (0.5 to 10 bar)

Part no.	G	for tube	NI/min 1->2	NI/min 2->1	SW1	SW2	i	L1	L2	L3	L4	L5	a max.	NW	g/piece
234-0204K74	G1/8	OD6 / ID4	200	150	14	16	6,5	32,5	9,5	26,3	34,5		2	3	42
234-0206K74	G1/8	OD8 / ID6	200	150	14	16	6,5	32,5	9,5	26,3	34,5		2	3,2	43
234-0404K74	G1/4	OD6 / ID4	400	300	17	20	8,5	35,7	9,5	28	38		2	4,7	65
234-0406K74	G1/4	OD8 / ID6	400	300	17	20	8,5	35,7	9,5	28	38		2	4,7	65

- Nominal flow rate measured at 87 psi (6 bar) and 14,5 psi (1 bar) pressure drop between inlet and exhaust
 - NI/min 2->1 = when throttle is closed

Single swivel spigot with throttle check valve

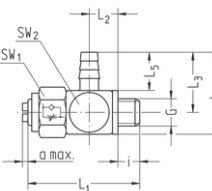


- Short design (inlet-side throttle)
- Slotted adjusting screw
- Whitworth pipe thread
- Tube connection removable
- VS seal rings
- Materials: brass nickel-plated, brass, Al black anodized
- Type: Cone-type throttle
- Allowable medium: Air
- Temperature range: 14 to 140 °F (-10 to +60 °C)
- Working pressure range: 7 to 87 psi (0.5 to 6 bar)

Part no.	G	for tube	NI/min 1->2	NI/min 2->1	SW1	SW2	i	L1	L2	L3	L4	L5	a max.	NW	g/piece
236-0204K334	G1/8	OD6 / ID4	150	200	14	16	6	32	9,5	17,5	25,5	9,5	2	3	27
236-0206K334	G1/8	OD8 / ID6	150	200	14	16	6	32	9,5	21	29	13	2	3	27
236-0404K334	G1/4	OD6 / ID4	300	400	17	20	8	35,5	9,5	19,5	29,5	9,5	2	3,3	43
236-0406K334	G1/4	OD8 / ID6	300	400	17	20	8	35,5	9,5	23	33	13	2	4,5	43

- Nominal flow rate measured at 87 psi (6 bar) and 14,5 psi (1 bar) pressure drop between inlet and exhaust
 - NI/min 1->2 = when throttle is closed

Single swivel spigot with throttle check valve



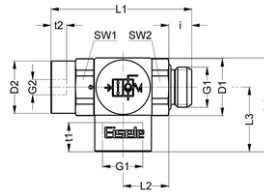
- Short design (inlet-side throttle)
- Slotted adjusting screw
- M5 thread
- Tube connection removable
- PVC seal ring
- Materials: brass nickel-plated, brass
- Type: Cone-type throttle
- Allowable medium: Air
- Temperature range: 14 to 140 °F (-10 to +60 °C)
- Working pressure range: 7 to 87 psi (0.5 to 6 bar)

Part no.	G	for tube	NI/min 1->2	NI/min 2->1	SW1	SW2	i	L1	L2	L3	L4	L5	a max.	NW	g/piece
237-5002K335	M5	OD4 (5/32")	30	40	8	8,5	3,5	20	5,2	9,5	13,5	5,5	1	1,5	7
237-5004K335	M5	OD6	30	40	8	8,5	3,5	20	5,2	13,5	17,5	9,5	1	1,5	8

- Nominal flow rate measured at 87 psi (6 bar) and 14,5 psi (1 bar) pressure drop between inlet and exhaust
 - NI/min 1->2 = when throttle is closed

Pilot operated check valve

- Whitworth pipe thread
- Thread G2 for manual override
- Chambered O-ring
- Sealing: NBR
- Material: brass nickel plated, Al black anodized
- Allowable medium: air
- Temperature range: 14 to 158 °F (-10 to +70 °C)
- Working pressure range: 14,5 to 145 psi (1 to 10 bar)
- Banjo color: black, red*

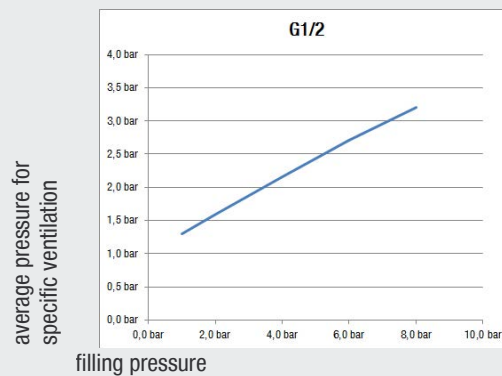
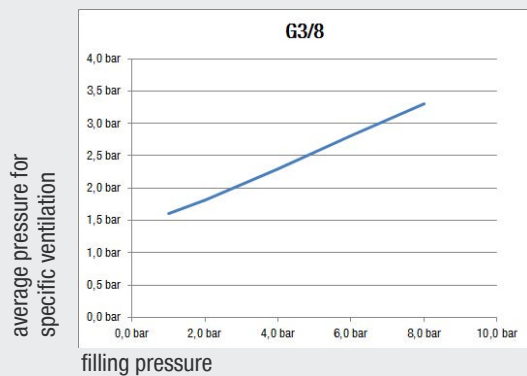
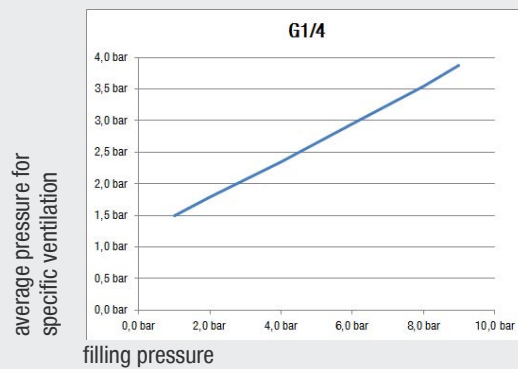
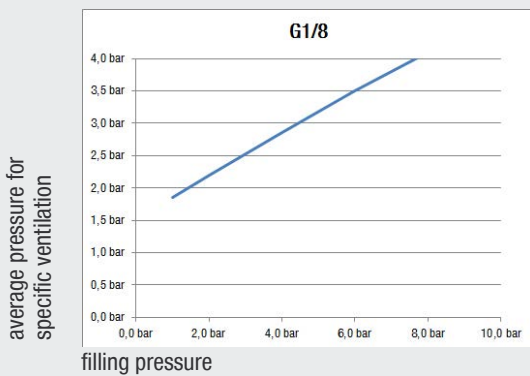


Part no.	G1	G2	NI/min		SW1	SW2	i	L1	L2	L3	L4	D1	D2	t1	t2	g/St.
			1->2	2->1												
158-0201134	G1/8	M5	44	78	13	13	5,5	39,5	13,1	17	24,5	14,2	13	7	4,8	47
158-0403134	G1/4	M5	145	145	17	17	7,5	46	15	21	30,5	18,5	17	10	5	59
158-0605134	G3/8	G1/8	1000	1000	22	22	7,5	55,2	19,1	24	36	22	21,9	10	6	111
158-0807134	G1/2	G1/8	1500	1500	27	27	9,5	61,7	22,4	28,5	43	27	26,8	12,5	6	184

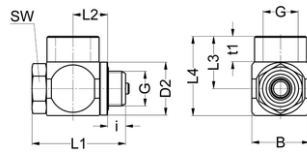
- Nominal flow rate measured when throttle is open at 87 psi (6 bar) and 14,5 psi (1 bar) pressure drop between inlet and exhaust

* Please add „ROT“ at the back of the article number. E.g.: 158-0201134ROT

Control pressure characteristic:



Single swivel joint with manual override




- Whitworth pipe thread
- Fitting with manual override suitable for pilot operated check valve
- Chambered O-ring, standard sealing ring
- Sealing: NBR/ plastic
- Material: brass nickel-plated
- Allowable medium: air
- Temperature range 14 to 158 °F (-10 to +70 °C)
- Working pressure range 14,5 to 145 psi (1 to 10 bar)

Part no.	G	SW	i	L1	L2	L3	L4	B	t1	D2	g/piece
159-5049K135*	M5	8	3	20	5,5	10	14,5	9	5	7,6	10
159-0201K134	G1/8	12	5	26	9,6	14,5	22	16	7	14,7	22

* Material: completely made of nickel-plated brass

Accessories



Broad range of accessories

- Wide range of different tube spigots, reducers, pipe couplings and connectors
- Accessories for widely used companion dimensions and all possible applications

The EISELE modular system

- Accessories are compatible with all EISELE connectors
- Particularly suitable for connecting components with chambered O-ring

Alternative materials

- Also available in steel or stainless steel designs, additional materials on request

Accessory spigots with tube clamps may also be used for a higher pressure range.

Eisele Accessories

Eisele accessories complement various connection systems when developing compressed air controls.

Service conditions

- Working pressure range: -14 to 217 psi (-0.95 to 15 bar)
- Allowable medium: Air
- Temperature range: 14 to 158 psi (-10 to +70 °C)
(Values mentioned apply when PVC seal rings are used)

In special cases it is possible to extend the working pressure range up to 50 bar and the temperature range to -4 to 212 °F (-20 to +100 °C):

- In cylindrical threads when using copper seal rings (not part of the product range) and by maintaining the recommended max. torque for cylindrical threads (see table)
- in conical threads when using PTFE (Teflon) sealing tape or glue and by maintaining the recommended max. torque for conical threads (see table)

For information about the various connection threads, we refer to page 7 & 8.

Brass spigots

starting on page 218

Straight tube spigot	page 218
----------------------	----------

Pivot spigots	page 222
---------------	----------

Tube connecting spigots	page 223
-------------------------	----------

Brass screw joints

starting on page 224

Double nipple	page 224
---------------	----------

Bulkhead nipple	page 230
-----------------	----------

Taper nipple	page 231
--------------	----------

Sleeves	page 235
---------	----------

Screw plugs	page 236
-------------	----------

Elbow pieces	page 238
--------------	----------

T-pieces	page 239
----------	----------

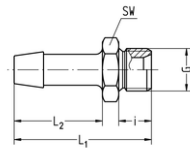
Accessories

starting on page 241

Seal rings	Page 241
------------	----------

Tube clamps	page 245
-------------	----------

Screw-in tube spigot



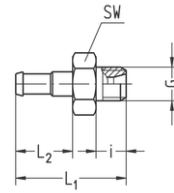
- Whitworth pipe thread
- M5 thread
- With inner cone according to DIN EN 560
- For plastic tube PVC with fabric lining
- Tube connection removable
- Temperature range -10 to +70 °C
- Working pressure range -0.95 to 16 bar
- Matching tube clamps Type 10 and 11
- Material: brass or brass nickel-plated ¹⁾

Part no.	G	for tube inside Ø	SW	i	L1	L2	NW	g/piece
44-0204	G1/8	4	14	8	34	21	3,5	12
44-0206	G1/8	6	14	8	34	21	4,5	12
44-0209	G1/8	9	14	8	34	21	4,5	17
44-0404	G1/4	4	17	10	42	27	3,5	21
44-0406	G1/4	6	17	10	42	27	4,5	21
44-0408	G1/4	8	17	10	42	27	6,5	23
44-0409	G1/4	9	17	10	42	27	7,5	21
44-0411	G1/4	11	17	10	42	27	7,5	34
44-0412	G1/4	12	17	10	42	27	7,5	39
44-0413	G1/4	13	17	10	42	27	7,5	31
44-0604	G3/8	4	19	10	43	27	3,5	31
44-0606	G3/8	6	19	10	43	27	4,5	29
44-0608	G3/8	8	19	10	43	27	6,5	32
44-0609	G3/8	9	19	10	43	27	7,5	29
44-0611	G3/8	11	19	10	43	27	10	33
44-0613	G3/8	13	19	10	43	27	10	37
44-06062	G3/8 left-hand thread	6	19	10	43	27	4,5	29
44-06092	G3/8 left-hand thread	9	19	10	43	27	7,5	28
44-0806	G1/2	6	24	12	45	27	4,5	50
44-0808	G1/2	8	24	12	45	27	6,5	53
44-0809	G1/2	9	24	12	45	27	7,5	50
44-0811	G1/2	11	24	12	45	27	10	54
44-0813	G1/2	13	24	12	45	27	11	52
44-0814	G1/2	14	24	12	58	36	11,5	76
44-0818	G1/2	18	24	12	58	36	13,5	90
44-0819	G1/2	19	24	12	58	36	14,5	85
44-1013	G3/4	13	32	16	60	36	10,5	117
44-1019	G3/4	19	32	16	60	36	16	113
44-1222	G1	22	41	16	62	36	20	187
44-5002	M5	2	8	4,5	16	8	2	2
44-5003	M5	3	8	4,5	18	10	2,2	2

¹⁾ When ordering please add "NI" to Part No.

Tube spigot | not removable

- Tube connection cannot be removed
- No tube clamp necessary
- For PA and PU compressed-air tubes
- Whitworth pipe thread, thread M5
- Temperature range 14 to 158 °F (-10 to +70 °C)
- Working pressure range -14 to 232 psi (-0,95 to 16 bar)
- Material: brass or brass nickel-plated ¹⁾

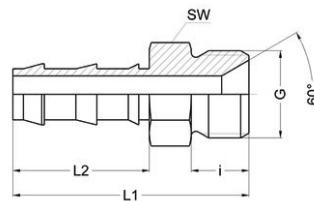


Part no.	G	for tube	SW	i	L1	L2	NW	g/piece
314-5003	M5	5/3 (4,3/3)	8	4,5	16,5	8,5	2,3	2
314-0204	G1/8	6/4	14	7	21,5	10,5	3,3	8
314-5004	M5	6/4	8	4,5	18,5	10,5	2,3	2

¹⁾ When ordering please add "NI" to Part No.

Tube spigot

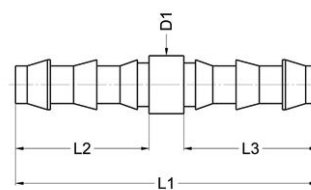
- Spigot according to VW standard 39D1441
- Whitworth pipe thread
- For plastic tube PVC with fabric lining / fits to 39D1256
- Material: brass blank
- Temperature range 14 to 158 °F (-10 to +70 °C)
- Working pressure range -14 to 232 psi (-0.95 to 16 bar)



Part no.	G	for tube	SW	i	L1	L2	Mat. No.	g/piece
SA1318-0610	G3/8	DN10	17	11	45	26	7520	37
SA1318-0813	G1/2	DN13	22	12	54,5	32,5	7522	72

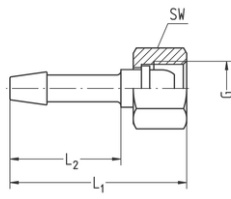
Tube connecting spigot

- Spigot according to VW standard 39D1401
- For plastic tube PVC with fabric lining / fits to 39D1256
- Material: brass blank
- Temperature range 14 to 158 °F (-10 to +70 °C)
- Working pressure range -14 to 232 psi (-0.95 to 16 bar)



Part no.	for tube	L1	L2	L3	D1	Mat. No.	g/piece
SA1319-06	DN6	52	23	23	10	7346	10
SA1319-10	DN10	61	27	27	14	7347	24
SA1319-13	DN13	70	31	31	18	7348	35
SA1319-20	DN20	82	37	37	26	7350	76

Tube spigot with union nut

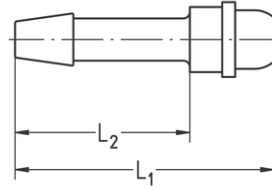


- Whitworth pipe thread
- Ball type nipple according to DIN EN 560
- For plastic tube PVC with fabric lining
- Tube connection removable
- Temperature range 14 to 158 °F (-10 to +70 °C)
- Working pressure range -14 to 232 psi (-0.95 to 16 bar)
- Matching tube clamps Type 10 und 11
- Material: brass

Part no.	G	for tube inside Ø	SW	L1	L2	NW	g/piece
37-0104	G1/8	4	12	33,5	21	2,8	10
37-0106	G1/8	6	12	33,5	21	3,5	11
37-01092	G1/8 left-hand thread	9	12	34	25	4	14
37-0304	G1/4	4	17	43	27	3,5	26
37-0306	G1/4	6	17	43	27	4,5	26
37-0308	G1/4	8	17	43	27	5	33
37-0309	G1/4	9	17	43	27	5	30
37-03042	G1/4 left-hand thread	4	17	43	27	3,5	26
37-03062	G1/4 left-hand thread	6	17	43	27	4,5	26
37-0504	G3/8	4	19	44	27	3,5	32
37-0506	G3/8	6	19	44	27	4,5	32
37-0508	G3/8	8	19	44	27	6,5	35
37-0509	G3/8	9	19	44	27	7,5	30
37-0511	G3/8	11	19	44	27	7,5	40
37-0513	G3/8	13	19	54	34	6,5	45
37-05042	G3/8 left-hand thread	4	19	44	27	3,5	33
37-05062	G3/8 left-hand thread	6	19	44	27	4,5	32
37-05092	G3/8 left-hand thread	9	19	44	27	7,5	30
37-0706	G1/2	6	24	48	27	4,5	58
37-0709	G1/2	9	24	48	27	7,5	55
37-0711	G1/2	11	24	48	27	10	60
37-0713	G1/2	13	24	48	27	10	59

Tube spigot with spherical nipple

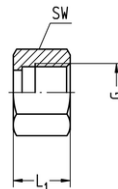
- Whitworth pipe thread
- For plastic tube PVC with fabric lining
- Fits union nuts Type 36
- Tube connection removable
- Temperature range 14 to 158 °F (-10 to +70 °C)
- Working pressure range -14 to 232 psi (-0.95 to 16 bar)
- Matching tube clamps Type 10 und 11
- Material: brass



Part no.	fits union nut with G	for tube inside Ø	L1	L2	NW	g/piece
40-0104	G1/8	4	31,5	21	2,8	4
40-0106	G1/8	6	31,5	21	3,5	5
40-0304	G1/4	4	40	27	3,5	10
40-0306	G1/4	6	40	27	4,5	10
40-0309	G1/4	9	40	27	5	14
40-0504	G3/8	4	42	27	3,5	18
40-0506	G3/8	6	42	27	4,5	17
40-0508	G3/8	8	42	27	6,5	18
40-0509	G3/8	9	42	27	7,5	16
40-0511	G3/8	11	42	27	7,5	22
40-0706	G1/2	6	44	27	4,5	27
40-0709	G1/2	9	44	27	7,5	25
40-0711	G1/2	11	44	27	10	25
40-0713	G1/2	13	44	27	10	28

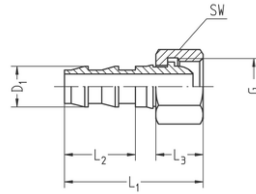
Union nut for tube spigot

- Whitworth pipe thread
- Temperature range 14 to 158 °F (-10 to +70 °C)
- Working pressure range -14 to 232 psi (-0.95 to 16 bar)
- Fits tube spigot Type 40
- Material: brass



Part no.	G	SW	L1	g/piece
36-0100	G1/8	12	11	6
36-0300	G1/4	17	14	16
36-03002	G1/4 left-hand thread	17	14	16
36-0500	G3/8	19	14	15
36-05002	G3/8 left-hand thread	19	14	15
36-0700	G1/2	24	17	31

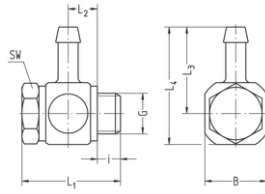
Tube spigot with union nut



- Spigot according to VW standard 39V16631
- Whitworth pipe thread
- For plastic tube PVC with fabric lining / fits to 39D1256
- Material brass blank
- Temperature range: -10 to +70 °C (14 to 158 °F)
- Working pressure range: -0.95 to 16 bar (-14 to 232 psi)

Part no.	G	for tube	SW	L1	L2	D1	NW	Mat. No.	g/piece
SA1454-0306	G1/4	DN6	17	36	14,2	8,8	5	8937	26
SA1454-0510	G3/8	DN10	19	41	14,2	11,8	7,5	8938	33
SA1454-0713	G1/2	DN13	27	47,5	16,2	15,4	11	8939	72
SA1454-0916	G3/4	DN16	32	51	16,2	18,8	14	8940	98
SA1454-1120	G1	DN20	41	59	18,2	22,3	17	8941	180
SA1454-1325	G1 1/4	DN25	50	63	20,2	28,8	22	8943	298

Single swivel spigot | short model

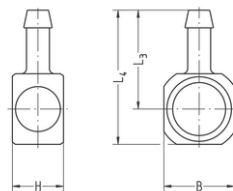


- Whitworth pipe thread
- For plastic tube PVC with fabric lining
- Tube connection removable
- VS seal rings
- Temperature range -10 to +70 °C
- Working pressure range -0.95 to 16 bar
- Proper tube clamps type 10 and 11
- Material ring nozzle: brass or brass nickel-plated ¹⁾
- Material banjo bolt: brass nickel-plated

Part no.	G	for tube inside Ø	SW	i	L1	L2	L3	L4	B	NW	g/piece
74-0204K	G1/8	4	14	5,5	28,5	9,5	26,3	34,5	16	3	36
74-0206K	G1/8	6	14	5,5	28,5	9,5	26,3	34,5	16	5	37
74-0406K	G1/4	6	17	7,5	30,5	9,5	28	38	20	5	53
74-0409K	G1/4	9	17	7,5	30,5	9,5	28	38	20	7	54
74-0606K	G3/8	6	22	7,5	31,5	9,5	29,3	40,5	22	5	69
74-0609K	G3/8	9	22	7,5	31,5	9,5	29,3	40,5	22	7,5	70

¹⁾ When ordering please add "NI" to Part No.

Single banjo



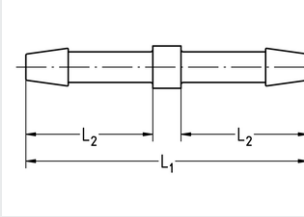
- For banjo bolt with Whitworth pipe thread
- For plastic tube PVC with fabric lining
- Tube connection removable
- Temperature range 14 to 158 °F (-10 to +70 °C)
- Working pressure range -14 to 232 psi (-0.95 to 16 bar)
- Matching tube clamps Type 10 and 11
- Material: brass or brass nickel-plated ¹⁾

Part no.	fits banjo bolt with G	for tube inside Ø	H	L3	L4	B	NW	g/piece
74-02043	G1/8	4	14,5	26,3	34,5	16	3	20
74-02063	G1/8	6	14,5	26,3	34,5	16	5	21
74-04063	G1/4	6	14,5	28	38	20	5	27
74-04093	G1/4	9	14,5	28	38	20	7,5	28
74-06063	G3/8	6	14,5	29,3	40,5	22	5	26
74-06093	G3/8	9	14,5	29,3	40,5	22	7,5	27

¹⁾ When ordering please add "NI" to Part No.

Tube connecting spigot

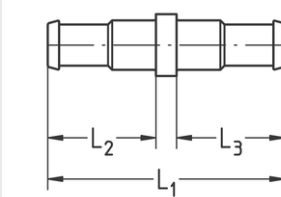
- Tube connection removable
- For plastic tube PVC with fabric lining
- Temperature range -10 to +70 °C
- Working pressure range -0.95 to 16 bar
- Proper tube clamps type 10 and 11
- Material: brass



Part no.	for tube inside Ø1	for tube inside Ø2	L1	L2	NW	g/piece
47-0004	4	4	48	21	3,5	7
47-0006	6	6	60	27	4,5	10
47-0009	9	9	60	27	7,5	15
47-0011	11	11	60	27	10	23
47-0013	13	13	60	27	11	24
47-0406	4	6	54	21	3,5	10
47-0609	6	9	60	27	4,5	15
47-0911	9	11	60	27	7,5	22
47-1113	11	13	60	27	10	27

Tube connecting spigot | not removable

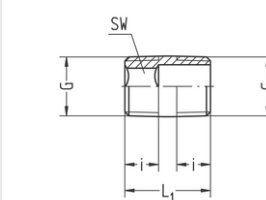
- Tube connection cannot be removed
- No tube clamp necessary
- For PA and PU compressed-air tubes
- Temperature range 14 to 158 °F (-10 to +70 °C)
- Working pressure range -14 to 232 psi (-0.95 to 16 bar)
- Material: brass



Part no.	for tube A	for tube B	L1	L2	L3	NW	g/piece
317-0303	5/3 (4,3/3)	5/3 (4,3/3)	19	8,5	8,5	2,4	1
317-0304	5/3 (4,3/3)	6/4	21	8,5	10,5	2,4	1
317-0404	6/4	6/4	23	10,5	10,5	3,3	2
317-0406	6/4	8/6	26,5	10,5	13,5	3,3	3

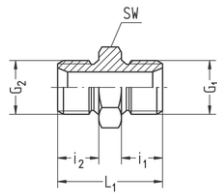
Double nipple with hexagon socket

- Whitworth pipe thread conical
- With hexagon socket
- Temperature range 14 to 158 °F (-10 to +70 °C)
- Working pressure range -14 to 232 psi (-0.95 to 16 bar)
- Material: brass



Part no.	G	SW	i	L1	NW	g/piece
72-0202	R1/8	6	4	11	6,5	3
72-0404	R1/4	8	6	16	8,5	7
72-0606	R3/8	10	6	16	11	12

Double nipple



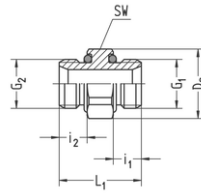
- Whitworth pipe thread, thread M3, M5
- With inner cone according to DIN EN 560
- Temperature range 14 to 158 °F (-10 to +70 °C)
- Working pressure range -14 to 232 psi (-0.95 to 16 bar)
- Material: brass or brass nickel-plated ¹⁾

Part no.	G1	G2	SW	i1	i2	L1	NW	g/piece
41-4242	M3	M3	5	3,3	3,3	8,6	1,5	1
41-5050	M5	M5	8	4,5	4,5	13	2,5	2
42-0202	G1/8	G1/8	14	6,5	6,5	18	4,5	11
43-0250	G1/8	M5	14	6,5	4,5	15	2,5	8
42-0404	G1/4	G1/4	17	10	10	25	7,5	20
43-0402	G1/4	G1/8	17	10	6,5	21,5	4,5	19
42-04042	G1/4 left-hand thread	G1/4 left-hand thread	17	10	10	25	7,5	19
42-0606	G3/8	G3/8	19	10	10	26	10	29
43-0602	G3/8	G1/8	19	10	8	24	4,5	24
43-0604	G3/8	G1/4	19	10	10	26	7,5	29
42-06062	G3/8 left-hand thread	G3/8 left-hand thread	19	10	10	26	10	28
42-0808	G1/2	G1/2	24	12	12	30	12	53
43-0804	G1/2	G1/4	24	12	10	28	7,5	53
43-0806	G1/2	G3/8	24	12	10	28	10	49
42-1010	G3/4	G3/4	32	14	14	36	15	112
43-1008	G3/4	G1/2	32	14	12	34	12	103
42-1212	G1	G1	41	16	16	42	20	202
43-1208	G1	G1/2	41	16	12	38	12	188
43-1210	G1	G3/4	41	16	14	40	17	188
42-1414	G1 1/4	G1 1/4	50	16	16	42	30	251
43-1412	G1 1/4	G1	50	16	16	44	20	370

¹⁾ When ordering please add "NI" to Part No.

Double nipple with chambered O-ring

- Whitworth pipe thread
- With inner cone according to DIN EN 560
- Sealing NBR (Perbunan) or FPM ¹⁾
- Temperature range 14 to 158 °F (-10 to +70 °C)
- Working pressure range -14 to 232 psi (-0.95 to 16 bar)
- Material: brass nickel-plated

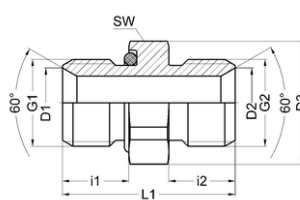


Part no.	G1	G2	SW	D2	i1	i2	L1	NW	g/piece
42-0202GNI	G1/8	G1/8	13	14,2	5,5	5,5	17	5	9
43-0250GNI	G1/8	M5	13	14,2	5,5	4	15,5	2,2	8
42-0404GNI	G1/4	G1/4	17	18,5	7,5	7,5	22	7,5	17
43-0402GNI	G1/4	G1/8	17	18,5	7,5	5,5	20	5	16
42-0606GNI	G3/8	G3/8	20	21,8	7,5	7,5	22,5	10	26
43-0602GNI	G3/8	G1/8	20	21,8	7,5	5,5	20,5	5	20
43-0604GNI	G3/8	G1/4	20	21,8	7,5	7,5	22,5	7,5	23
42-0808GNI	G1/2	G1/2	24	26,2	9,5	9,5	27,5	12,5	48
43-0802GNI	G1/2	G1/8	24	26,2	9,5	5,5	23,5	5	41
43-0804GNI	G1/2	G1/4	24	26,2	9,5	7,5	25	7,5	38
43-0806GNI	G1/2	G3/8	24	26,2	9,5	7,5	25,5	10	40
42-1010GNI	G3/4	G3/4	32	37	10,5	10,5	34	18	99
43-1004GNI	G3/4	G1/4	32	-	10,5	7,5	30,5	7,5	88
43-1008GNI	G3/4	G1/2	32	37	10,5	9,5	33	12,5	92
42-1212GNI	G1	G1	41	47,4	12,5	12,5	40	22	189
43-1208GNI	G1	G1/2	41	47,4	12,5	9,5	37	12,5	167
43-1210GNI	G1	G3/4	41	47,4	12,5	10,5	38	18	130

¹⁾ When ordering please add "VT" before the Part No.

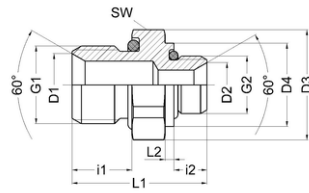
Double nipple with onesided chambered O-ring

- According to VW standard
- Whitworth pipe thread
- Male stud coupling with chambered O-ring
- Threaded end according to VW standard:
- Fits tube spigot with union nut according to 39V16631
- Material brass blank, NBR
- Temperature range 14 to 158 °F (-10 to +70 °C)
- Working pressure range -14 to 232 psi (-0.95 to 16 bar)



Part no.	G1	G2	SW	L1	i1	i2	D1	D2	D3	NW	g/piece
SA923-0404	G1/4	G1/4	17	26	10	10	10,5	10,5	19	8	18
SA923-0606	G3/8	G3/8	20	28	11	11	13	13	22,5	10	30
SA923-0806	G1/2	G3/8	24	31	12	11	17,3	13	27	10	51
SA923-0808	G1/2	G1/2	24	32	12	12	17,3	17,3	27	13	50

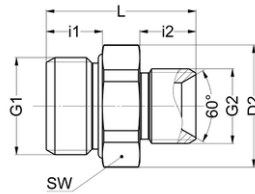
Double nipple with chambered O-rings



- According to VW standard
- Whitworth pipe thread
- O-rings chambered on both sides
- Threaded end according to VW standard:
- Fits tube spigot with union nut according to 39V16631
- Material brass blank, NBR
- Temperature range 14 to 158 °F (-10 to +70 °C)
- Working pressure range -14 to 232 psi (-0.95 to 16 bar)

Part no.	G1	G2	SW	L1	i1	i2	D1	D2	D3	D4	NW	g/piece
SA1029-0402	G1/4	G1/8	17	22,5	10	5,5	10,5	7,5	19	19	5	13
SA1029-0404	G1/4	G1/4	17	26	10	10	10,5	10,5	19	19	8	18
SA1029-0604	G3/8	G1/4	20	28,5	11	10	13	10,5	22,5	22,5	8	30
SA1029-0606	G3/8	G3/8	20	28	11	11	13	13	22,5	22,5	10	30
SA1029-0806	G1/2	G3/8	24	31,5	12	11	17,3	13	27	27	10	53
SA1029-0808	G1/2	G1/2	24	32	12	12	17,3	17,3	27	27	13	51
SA1029-1008	G3/4	G1/2	32	39	14	12	22	17,3	36	36	13	100
SA1029-1208	G1	G1/2	41	41	14	12	28	17,3	46	46	13	155
SA1029-1210	G1	G3/4	41	41	14	14	28	22	46	46	18	159

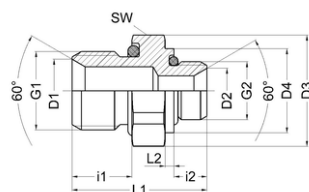
Double nipple, cylindrical-metrical



- Whitworth pipe thread
- Male stud coupling with chambered O-ring
- Threaded end according to VW standard:
- Sealing FPM
- Material brass blank, dezincification resistant
- Temperature range -4 to 248 °F (-20 to +120 °C)
- Working pressure range -14 to 232 psi (-0.95 to 16 bar)

Part no.	G1	G2	SW	L	i1	i2	D2	NW	g/piece
SA1820-0460	G1/4	M16x1,5	17	24	7,5	12	18,5	8,5	21
SA1820-0860	G1/2	M16x1,5	24	32	12	12	26,2	10	55
SA1820-0866	G1/2	M22x1,5	24	32	12	12	26,2	13,2	62
SA1820-086630	G1/2	M22x1,5	24	30	10	12	26,2	13,2	59

Double nipple with chambered O-rings

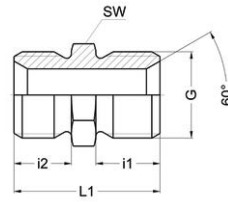


- According to VW standard
- Whitworth pipe thread
- O-rings chambered on both sides
- Threaded end according to VW standard:
- Fits tube spigot with union nut according to 39V16631
- Material stainless steel (1.4305), NBR
- Temperature range 14 to 158 °F (-10 to +70 °C)
- Working pressure range -14 to 232 psi (-0.95 to 16 bar)

Part no.	G1	G2	SW	L1	L2	i1	i2	D1	D2	D3	D4	NW	g/piece
SA1065	G1/4	M5	17	20	1	9	4,5	10,5	2,5	8	8	2,5	11

Double nipple

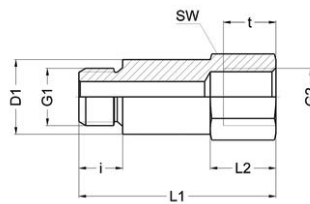
- According to VW standard 39D1403
- Whitworth pipe thread
- Threaded end according to VW standard:
- Fits tube spigot with union nut 39V16631
- Material: brass blank
- Temperature range 14 to 158 °F (-10 to +70 °C)
- Working pressure range -14 to 232 psi (-0.95 to 16 bar)



Part no.	G	SW	i1	i2	L1	Mat. No.	g/piece
SA1315-0404	G1/4	14	10	8	26	7561	17
SA1315-0606	G3/8	17	11	9	28	7563	30
SA1315-0808	G1/2	22	12	10	32	7565	51
SA1315-1010	G3/4	27	14	11	36	7567	82
SA1315-1212	G1	36	14	11	39	7569	132

Extension-sleeve

- According to VW standard
- Whitworth pipe thread
- Material: brass
- Temperature range 14 to 158 °F (-10 to +70 °C)
- Working pressure range -14 to 232 psi (-0.95 to 16 bar)

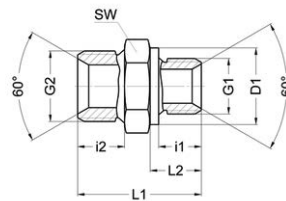


Part no.	G1	G2	SW	i	L1	L2	t	D1	Mat. No.	g/piece
SA1308	G1/4	G1/4	17	10	45	15	12	17	7506	58

30

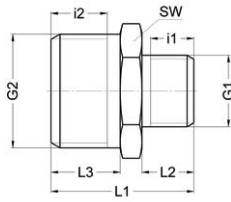
Double nipple

- According to VW standard 39D1402
- Whitworth pipe thread, metric thread
- Threaded end according to VW standard:
- Fits tube spigot with union nut according to 39V16631
- Material: brass blank
- Temperature range 14 to 158 °F (-10 to +70 °C)
- Working pressure range -14 to 232 psi (-0.95 to 16 bar)



Part no.	G1	G2	SW	i1	i2	L1	L2	D1	Mat. No.	g/piece
SA1312-0454	M10x1	G1/4	14	8	10	25	10	14	7560	16
SA1312-0604	G1/4	G3/8	19	10	11	29	12	18	7562	33
SA1312-0806	G3/8	G1/2	22	11	12	31	13,5	22	7564	49
SA1312-1008	G1/2	G3/4	27	14	14	36	16,5	26	7566	79
SA1312-1210	G3/4	G1	36	14	16	39	16,5	32	7568	129
SA1312-1412	G1	G1 1/4	46	16	18	43	18,5	39	7570	219

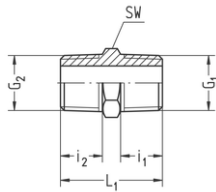
Reducing plug



- According to VW standard
- Whitworth pipe thread,
- Threaded end according to VW standard:
- Fits tube spigot with union nut according to 39V16631
- Material: brass blank
- Temperature range 14 to 158 °F (-10 to +70 °C)
- Working pressure range -14 to 232 psi (-0.95 to 16 bar)

Part no.	G1	G2	SW	i1	i2	L1	L2	L3	Mat. No.	g/piece
SA1311-0802	G1/8	G1/2	22	7,5	11	27	9	14	7614	40
SA1311-0804	G1/4	G1/2	22	10	11	30	12	14	7615	42
SA1311-1006	G3/8	G3/4	27	10	13	33	12	16	7617	73
SA1311-1208	G1/2	G1	36	11	13,5	37	14	17	7616	129

Double nipple

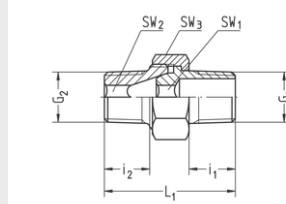


- Whitworth pipe thread conical
- Temperature range 14 to 158 °F (-10 to +70 °C)
- Working pressure range -14 to 232 psi (-0.95 to 16 bar)
- Material: brass

Part no.	G1	G2	SW	i1	i2	L1	NW	g/piece
64-0202	R1/8	R1/8	11	7	7	17,5	5,5	7
64-0404	R1/4	R1/4	14	10	10	24	8	16
65-0402	R1/4	R1/8	14	10	7	21	5,5	13
64-0606	R3/8	R3/8	17	10	10	24,5	11	23
65-0604	R3/8	R1/4	17	10	10	24,5	8	21
64-0808	R1/2	R1/2	22	13	13	31,5	14	47
65-0806	R1/2	R3/8	22	13	10	28,5	11	40
64-1010	R3/4	R3/4	30	14	14	35	18	89
64-1212	R1	R1	36	17	17	42	22	170
64-1414	R1 1/4	R1 1/4	46	17,5	17,5	43	28	281

Double nipple, removable

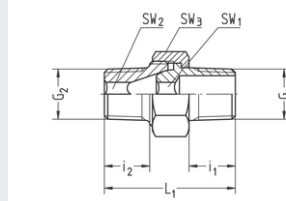
- Whitworth pipe thread conical
- Temperature range 14 to 158 °F (-10 to +70 °C)
- Working pressure range -14 to 232 psi (-0.95 to 16 bar)
- Material: brass



Part no.	G1	G2	SW1	SW2	SW3	i1	i2	L1	NW	M max. (Ncm)	g/piece
63-0202	R1/8	R1/8	5	5	15	9,2	9	27	5,1	700	18
63-0402	R1/8	R1/4	5	5	15	9,2	12	30	5,1	700	24
63-0404	R1/4	R1/4	6	6	19	12	12	33,5	6,1	1500	36
63-0604	R1/4	R3/8	6	6	19	12	13	35	6,1	1500	44
63-0606	R3/8	R3/8	8	8	22	13	13	36,5	8,2	2200	56
63-0806	R3/8	R1/2	8	8	22	13	16	39,5	8,2	2200	75
63-0808	R1/2	R1/2	12	12	27	16	16	44	12,3	4000	88
63-1010	R3/4	R3/4	14	14	36	18	18	52,5	14,3	6000	207
63-1212	R1	R1	19	19	46	22	22	63,5	19,4	8000	386

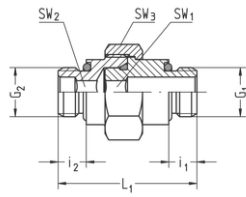
Double nipple | removable

- Whitworth pipe thread conical
- Torque for union nut see table
- Temperature range 14 to 158 °F (-10 to +70 °C)
- Working pressure range -14 to 232 psi (-0.95 to 16 bar)
- Material: brass
- Material union nut: steel galvanized



Part no.	G1	G2	SW1	SW2	SW3	i1	i2	L1	NW	M max. (Ncm)	g/piece
63-0202V5	R1/8	R1/8	5	5	15	9,2	9	27	5,1	700	18
63-0404V5	R1/4	R1/4	6	6	19	12	12	33,5	6,1	1500	36
63-0606V5	R3/8	R3/8	8	8	22	13	13	36,5	8,2	2200	56
63-0808V5	R1/2	R1/2	12	12	27	16	16	44	12,7	4000	88
63-1010V5	R3/4	R3/4	14	14	36	18	18	52,5	14,3	6000	207
63-1212V5	R1	R1	19	19	46	22	22	63,5	19,4	8000	386

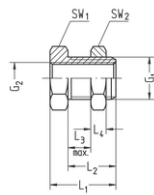
Double nipple, removable



- With chambered O-rings
- Constant distance dimension
- Whitworth pipe thread
- Sealing NBR
- Torque for union nut see table
- Temperature range 14 to 158 °F (-10 to +70 °C)
- Working pressure range -14 to 232 psi (-0.95 to 16 bar)
- Material: brass nickel-plated

Part no.	G1	G2	SW1	SW2	SW3	i1	i2	L1	NW	M max. (Ncm)	g/piece
76-0202NI	G1/8	G1/8	5	5	19	5,5	5,5	30	5,1	700	31
76-0402NI	G1/8	G1/4	6	6	22	5,5	7,5	35	6	1500	53
76-0404NI	G1/4	G1/4	6	6	22	7,5	7,5	37	6,1	1500	55
76-0606NI	G3/8	G3/8	8	8	27	7,5	7,5	39,5	8,2	2200	95
76-0808NI	G1/2	G1/2	12	12	30	9,5	9,5	46	12,3	4000	117
76-1010NI	G3/4	G3/4	14	14	41	10,5	10,5	56	14,3	6000	382
76-1212NI	G1	G1	19	19	50	12,5	12,5	69	19,4	8000	530

Bulkhead nipple

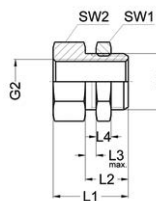
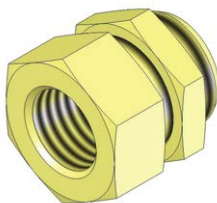


- With jam nut
- Whitworth pipe thread, thread M5
- Temperature range 14 to 158 °F (-10 to +70 °C)
- Working pressure range -14 to 232 psi (-0.95 to 16 bar)
- Material: brass or brass nickel-plated ¹⁾

Part no.	G1	G2	SW1	SW2	L1	L2	L3 max.	L4	g/piece
71-0249	G1/8	M5	14	14	15	11,5	8	3,5	12
71-0401	G1/4	G1/8	17	17	18	14	10	4	16
71-0603	G3/8	G1/4	19	22	22	17	12	5	27
71-0803	G1/2	G1/4	24	27	27	21	15	6	64
71-0805	G1/2	G3/8	24	27	27	21	15	6	49

¹⁾ When ordering please add "NI" to Part No.

Sleeve with nut

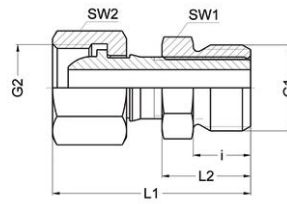


- According to VW standard 39D1442
- Whitworth pipe thread
- Fits threaded socket according to 39D1403 or 39D1440
- Material: brass blank
- Temperature range 14 to 158 °F (-10 to +70 °C)
- Working pressure range -14 to 232 psi (-0.95 to 16 bar)

Part no.	G1	G2	SW1	SW2	L1	L2	L3 max.	Mat. No.	g/piece
SA1314-1005	G3/4	G3/8	32	32	35	20	5	7524	176
SA1314-1007	G3/4	G1/2	32	32	35	20	5	7525	144

Threaded bushing with union nut

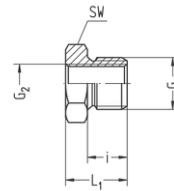
- According to VW standard 39D1440
- Whitworth pipe thread
- Material: brass blank
- Temperature range 14 to 158 °F (-10 to +70 °C)
- Working pressure range -14 to 232 psi (-0.95 to 16 bar)



Part no.	G1	G2	SW1	SW2	i	L1	L2	Mat. No.	g/piece
SA1320-0606	G3/8	G3/8	17	19	11	35	17	7521	56
SA1320-0808	G1/2	G1/2	22	27	12	42	20	7523	120

Thread adapter

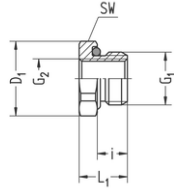
- Whitworth pipe thread, thread M3, M5
- Temperature range 14 to 158 °F (-10 to +70 °C)
- Working pressure range -14 to 232 psi (-0.95 to 16 bar)
- Material: brass or brass nickel-plated ¹⁾



Part no.	G1	G2	SW	i	L1	g/piece
70-0249	G1/8	M5	14	6,5	10	7
70-0401	G1/4	G1/8	17	10	14	10
70-0449	G1/4	M5	17	10	14	16
70-0601	G3/8	G1/8	19	10	15	21
70-0603	G3/8	G1/4	19	10	15	14
70-0803	G1/2	G1/4	24	12	18	36
70-0805	G1/2	G3/8	24	12	18	25
70-1005	G3/4	G3/8	32	14	21	73
70-1007	G3/4	G1/2	32	14	21	53
70-1203	G1	G1/4	41	16	24	187
70-1207	G1	G1/2	41	16	24	138
70-1209	G1	G3/4	41	16	24	98
70-5041	M5	M3	8	4,5	7,5	2

¹⁾ When ordering please add "NI" to Part No.

Thread adapter with chambered O-ring

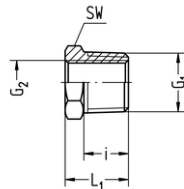


- Whitworth pipe thread, thread M5
- Sealing NBR Perbunan or FPM ¹⁾
- Temperature range 14 to 158 °F (-10 to +70 °C)
- Working pressure range -14 to 232 psi (-0.95 to 16 bar)
- Material: brass nickel-plated

Part no.	G1	G2	SW	D1	i	L1	g/piece
70-0249GNI	G1/8	M5	13	14,2	5,5	9,5	6
70-0401GNI	G1/4	G1/8	17	18,5	7,5	12	8
70-0449GNI	G1/4	M5	17	18,5	7,5	12	13
70-0601GNI	G3/8	G1/8	20	21,8	7,5	13	19
70-0603GNI	G3/8	G1/4	20	21,8	7,5	13	13
70-0801GNI	G1/2	G1/8	24	26,2	9,5	15,5	31
70-0803GNI	G1/2	G1/4	24	26,2	9,5	15,5	31
70-0805GNI	G1/2	G3/8	24	26,2	9,5	15,5	20
70-1003GNI	G3/4	G1/4	32	34,9	10,5	21	101
70-1005GNI	G3/4	G3/8	32	34,9	10,5	21	80
70-1007GNI	G3/4	G1/2	32	34,9	10,5	21	59
70-1207GNI	G1	G1/2	41	47,4	12,5	25	150
70-1209GNI	G1	G3/4	41	47,4	12,5	25	115

¹⁾ When ordering please add "VT" before the Part No.

Thread adapter

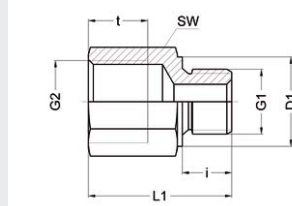


- Whitworth pipe thread conical
- Temperature range 14 to 158 °F (-10 to +70 °C)
- Working pressure range -14 to 232 psi (-0.95 to 16 bar)
- Material: brass

Part no.	G1	G2	SW	i	L1	g/piece
73-0401	R1/4	G1/8	14	10	14	8
73-0601	R3/8	G1/8	17	10	14,5	18
73-0603	R3/8	G1/4	17	10	14,5	11
73-0801	R1/2	G1/8	22	13	18,5	43
73-0803	R1/2	G1/4	22	13	18,5	34
73-0805	R1/2	G3/8	22	13	18,5	22
73-1003	R3/4	G1/4	30	14	21	83
73-1005	R3/4	G3/8	30	14	21	69
73-1007	R3/4	G1/2	30	14	21	49
73-1205	R1	G3/8	36	17	25	148
73-1207	R1	G1/2	36	17	25	124
73-1209	R1	G3/4	36	17	25	82
73-1407	R1 1/4	G1/2	46	17,5	25,5	246
73-1409	R1 1/4	G3/4	46	17,5	25,5	201
73-1411	R1 1/4	G1	46	17,5	25,5	141

Thread adapter

- Whitworth pipe thread, thread M3, M5
- Temperature range 14 to 158 °F (-10 to +70 °C)
- Working pressure range -14 to 232 psi (-0.95 to 16 bar)
- Material: brass or brass nickel-plated ¹⁾

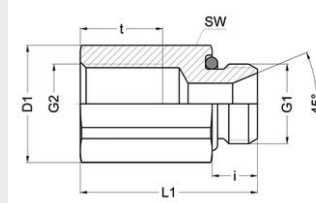


Part no.	G1	G2	SW	i	L1	t	D1	NW	g/piece
66-0201	G1/8	G1/8	14	8	23	10	-	5	17
67-0203	G1/8	G1/4	17	8	26	12	14	5	23
66-0401	G1/4	G1/8	17	10	28	10	-	7	35
66-0403	G1/4	G1/4	17	10	28	12	-	7	27
67-0405	G1/4	G3/8	19	10	29	12	18	7	27
66-0603	G3/8	G1/4	19	10	29	12	-	10	41
66-0605	G3/8	G3/8	19	10	29	12	-	10	31
67-0607	G3/8	G1/2	24	10	32	14	22	10	47
66-0805	G1/2	G3/8	24	12	34	12	-	12	78
66-0807	G1/2	G1/2	24	12	34	14	-	12	58
66-1007	G3/4	G1/2	32	14	40	14	-	16	177
66-1009	G3/4	G3/4	32	14	40	16	-	16	143
66-4241	M3	M3	5	3,3	8,8	3	-	1,5	1
66-5049	M5	M5	8	4,5	12,5	4,5	-	2,5	3

¹⁾ When ordering please add "NI" to Part No.

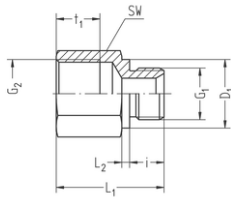
Thread adapter with chambered O-ring

- Whitworth pipe thread, thread M5
- Sealing NBR Perbunan or FPM ¹⁾
- Temperature range 14 to 158 °F (-10 to +70 °C)
- Working pressure range -14 to 232 psi (-0.95 to 16 bar)
- Material: brass nickel-plated



Part no.	G1	G2	SW	i	L1	t	D1	NW	g/piece
66-0201GNI	G1/8	G1/8	13	5,5	21,5	10	14,2	5	14
66-0403GNI	G1/4	G1/4	17	7,5	27	12	18,5	7,5	29
66-0605GNI	G3/8	G3/8	20	7,5	27,5	12	21,8	10	37
66-0807GNI	G1/2	G1/2	24	9,5	32,5	14	26,2	12,5	60
66-5049GNI	M5	M5	8	4	12,5	4,5	-	2,2	3
67-0203GNI	G1/8	G1/4	17	5,5	21,5	10	-	5	22

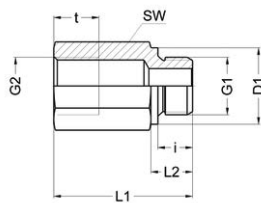
Thread adapter



- According to VW standard
- Whitworth pipe thread exterior
- Metric thread inside
- Material brass blank
- Temperature range 14 to 158 °F (-10 to +70 °C)
- Working pressure range -14 to 232 psi (-0.95 to 16 bar)

Part no.	G1	G2	SW	i	L1	L2	t1	D1	NW	Mat. No.	g/piece
SA826	G3/8	M22x1,5	24	11	34,5	2,5	14	22	10		45

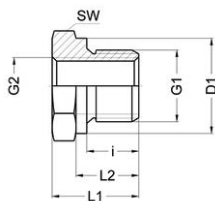
Thread adapter



- According to VW standard
- Whitworth pipe thread
- Material: brass blank
- Temperature range 14 to 158 °F (-10 to +70 °C)
- Working pressure range -14 to 232 psi (-0.95 to 16 bar)

Part no.	G1	G2	SW	i	L1	L2	t	D1	Mat. No.	g/piece
SA1313-0605	G3/8	G3/8	22	10	40	12	12	22	7531	75
SA1313-0807	G1/2	G1/2	26	12	50	14	14	26	7532	123

Thread adapter

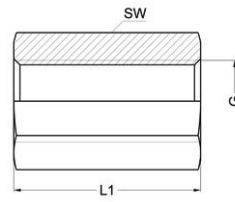


- According to VW standard 39D1406
- Whitworth pipe thread, metric thread
- Material: brass blank
- Temperature range 14 to 158 °F (-10 to +70 °C)
- Working pressure range -14 to 232 psi (-0.95 to 16 bar)

Part no.	G1	G2	SW	i	L1	L2	D1	Mat. No.	g/piece
SA1305-0249	G1/8	M5	14	8	15	10	14	7365	13
SA1305-0401	G1/4	G1/8	18	10	18	12	18	7366	20
SA1305-0603	G3/8	G1/4	22	12	20	14,5	22	7367	31
SA1305-0803	G1/2	G1/4	27	14	23	17	26	7618	64
SA1305-0805	G1/2	G3/8	27	14	23	17	26	7368	50
SA1305-1007	G3/4	G1/2	36	16	25	19	32	7369	88
SA1305-1207	G1	G1/2	41	18	27	21	39	7619	165
SA1305-1209	G1	G3/4	41	18	27	21	39	7370	124

Sleeve

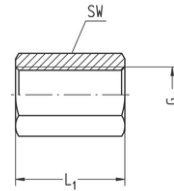
- According to VW standard
- Whitworth pipe thread
- Material: brass blank
- Temperature range 14 to 158 °F (-10 to +70 °C)
- Working pressure range -14 to 232 psi (-0.95 to 16 bar)



Part no.	G	SW	L1	Mat. No.	g/piece
SA1307-01	G1/8	14	22	7305	21
SA1307-11	G1	41	40,5	7608	251

Sleeve

- Whitworth pipe thread, thread M3, M5
- Temperature range 14 to 158 °F (-10 to +70 °C)
- Working pressure range -14 to 232 psi (-0.95 to 16 bar)
- Material: brass or brass nickel-plated ¹⁾
or AL black anodized ²⁾




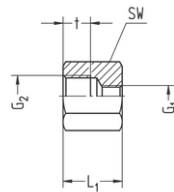
Part no.	G	SW	L1	g/piece
59-01	G1/8	14	18	15
59-03	G1/4	17	26	28
59-05	G3/8	22	26	47
59-07	G1/2	27	30	79
59-09	G3/4	32	28	106
59-11	G1	41	33	203
60-41	M3	5	6	1
60-49	M5	8	9	3

¹⁾ When ordering please add "NI" to Part No.

²⁾ When ordering please add "AL" to Part No.

Sleeve

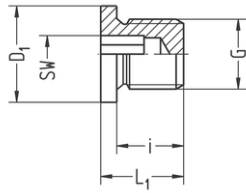
- Whitworth pipe thread, metric thread
- Temperature range 14 to 158 °F (-10 to +70 °C)
- Working pressure range -14 to 232 psi (-0.95 to 16 bar)
- Material brass or brass nickel-plated ¹⁾



Part no.	G1	G2	SW	L1	t	g/piece
56-4953	M5	M10x1	14	14	6,5	14
57-4901	M5	G1/8	14	14	6,5	14

¹⁾ When ordering please add "NI" to Part No.

Closure screw

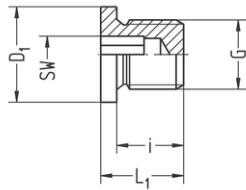


- With hexagon socket
- Whitworth pipe thread
- Temperature range 14 to 158 °F (-10 to +70 °C)
- Working pressure range -14 to 232 psi (-0.95 to 16 bar)
- Material brass or brass nickel-plated ¹⁾

Part no.	G	SW	i	L1	D1	g/piece
23-02	G1/8	5	8	11	14	7
23-04	G1/4	6	12	15	18	15
23-06	G3/8	8	12	15	22	23
23-08	G1/2	10	14	18	25	41
23-10	G3/4	12	16	20	32	83
23-12	G1	17	16	21	39	131
23-14	G1 1/4	22	16	21	49	207
23-16	G1 1/2	24	16	21	55	274

¹⁾ When ordering please add "NI" to Part No.

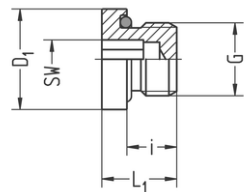
Closure screw



- With hexagon socket
- Whitworth pipe thread
- Temperature range 14 to 158 °F (-10 to +70 °C)
- Working pressure range -14 to 232 psi (-0.95 to 16 bar)
- Material: steel galvanized

Part no.	G	SW	i	L1	D1	g/piece
23-02ST	G1/8	5	8	11	14	7
23-04ST	G1/4	6	12	15	18	15

Closure screw with chambered O-ring



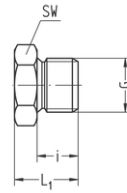
- With hexagon socket
- Whitworth pipe thread, thread M5, M7
- Sealing NBR (Perbunan) or FPM¹⁾
- Temperature range -4 to 176 °F (-20 to +80 °C)
- Working pressure range -14 to 232 psi (-0.95 to 16 bar)
- Material: brass nickel-plated

Part no.	G	SW	i	L1	D1	g/piece
24-5000GNI	M5	2,5	4,5	7	7,9	1
24-4800GNI	M7	4	5	8	9,9	2
23-0200GNI	G1/8	5	5,5	9	13,9	6
23-0400GNI	G1/4	6	7,5	12	17,9	13
23-0600GNI	G3/8	8	7,5	12	21,9	20
23-0800GNI	G1/2	10	9,5	14	24,9	32
23-1000GNI	G3/4	12	10,5	16,5	31,9	70
23-1200GNI	G1	17	12,5	19	39,8	117

¹⁾ When ordering please add "VT" before the Part No.

Closure screw

- Whitworth pipe thread, thread M3, M5
- Temperature range 14 to 158 °F (-10 to +70 °C)
- Working pressure range -14 to 232 psi (-0.95 to 16 bar)
- Material: brass or brass nickel-plated ¹⁾

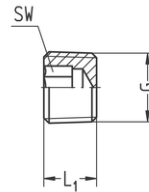


Part no.	G	SW	i	L1	g/piece
20-02	G1/8	12	6	10	6
20-04	G1/4	17	8	13	18
20-06	G3/8	19	8	14	22
20-08	G1/2	24	10	16	40
21-42	M3	5	3,3	5,3	1
21-50	M5	8	4,5	7,5	2

¹⁾ When ordering please add "NI" to Part No.

Closure screw

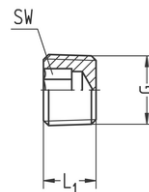
- With hexagon socket
- Whitworth pipe thread conical
- Temperature range 14 to 158 °F (-10 to +70 °C)
- Working pressure range -14 to 232 psi (-0.95 to 16 bar)
- Material: brass



Part no.	G	SW	L1	g/piece
18-02	R1/8	5	5	2
18-04	R1/4	7	7,5	5

Closure screw

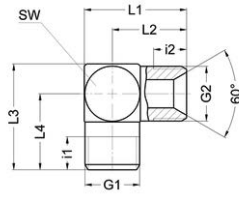
- With hexagon socket
- Whitworth pipe thread
- Temperature range 14 to 158 °F (-10 to +70 °C)
- Working pressure range -14 to 232 psi (-0.95 to 16 bar)
- Material: brass or brass nickel-plated ¹⁾



Part no.	G	SW	L1	g/piece
19-02	G1/8	5	6	2
19-04	G1/4	6	9	5
19-06	G3/8	8	10	13
19-08	G1/2	10	12	24
19-10	G3/4	12	14	47

¹⁾ When ordering please add "NI" to Part No.

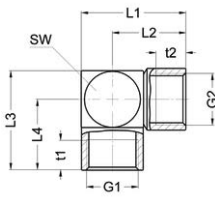
Elbow piece | 90°



- Whitworth pipe thread
- Temperature range 14 to 158 °F (-10 to +70 °C)
- Working pressure range -14 to 232 psi (-0.95 to 16 bar)
- Material: brass

Part no.	G1	G2	SW	i1	i2	L1	L2	NW	g/piece
410-0200	G1/8	G1/8	11	8	8	22	16,5	5,5	16
410-0400	G1/4	G1/4	14	10	10	29	22	6,5	40
410-0454	G1/4	M10x1	14	10	8	29	22	6	35
410-0600	G3/8	G3/8	17	10	10	31	22,5	8,5	66
410-0800	G1/2	G1/2	21	12	12	40	29,5	12	117
410-0806	G1/2	G3/8	21	12	10	40	29,5	10	104
410-1000	G3/4	G3/4	27	14	14	51	37,5	15,5	243
410-1008	G3/4	G1/2	27	14	12	51	37,5	13	226
410-1200	G1	G1	34	14	14	60	43	23	357

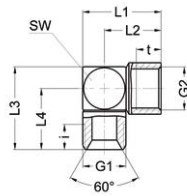
Elbow piece | female thread | 90°



- Whitworth pipe thread
- Temperature range 14 to 158 °F (-10 to +70 °C)
- Working pressure range -14 to 232 psi (-0.95 to 16 bar)
- Material: brass

Part no.	G1	G2	SW	L1	L2	L3	L4	t1	t2	NW	g/piece
412-0700	G1/2	G1/2	24	40,9	28,5	42	29,5	12	12	12	136
412-1100	G1	G1	38	55,4	36,5	59	40	14	14	23	357

Elbow piece | femal and male thread | 90°

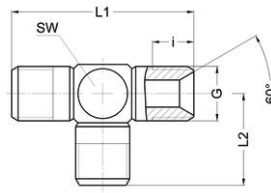


- Whitworth pipe thread
- Temperature range 14 to 158 °F (-10 to +70 °C)
- Working pressure range -14 to 232 psi (-0.95 to 16 bar)
- Material: brass

Part no.	G1	G2	SW	i	L1	L2	L3	L4	t	NW	g/piece
414-0807	G1/2	G1/2	21	12	40	29,5	38	27,5	12	12	113
414-1211	G1	G1	34	14	55	38	58,5	42	14	23	337

T-piece

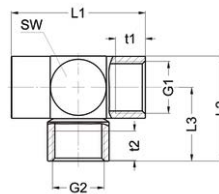
- Whitworth pipe thread
- Temperature range 14 to 158 °F (-10 to +70 °C)
- Working pressure range -14 to 232 psi (-0.95 to 16 bar)
- Material: brass



Part no.	G	SW	i	L1	L2	NW	g/piece
400-0400	G1/4	14	10	44	22	6,5	51
400-0600	G3/8	17	10	46	22,5	8,5	82
400-0800	G1/2	21	12	59	29,5	12	148

T-piece

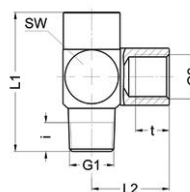
- Whitworth pipe thread
- Temperature range 14 to 158 °F (-10 to +70 °C)
- Working pressure range -14 to 232 psi (-0.95 to 16 bar)
- Material: brass



Part no.	G1	G2	SW	L1	L2	t1	t2	NW	g/piece
402-0100	G1/8	G1/8	14	33	25	7	7	5,5	38
402-0300	G1/4	G1/4	17	38	31,5	10	10	6,5	63
402-0500	G3/8	G3/8	22	51	37	10	10	8,5	121
402-0700	G1/2	G1/2	25	54	42	12	12	12	153
402-1100	G1	G1	38	73	59	14	14	23	412
402-1107	G1	G1/2	38	73	54	14	12	19	370

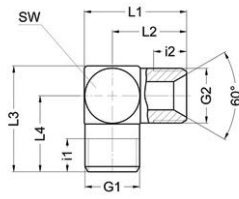
L-screw-in joint

- Whitworth pipe thread
- Temperature range 14 to 158 °F (-10 to +70 °C)
- Working pressure range -14 to 232 psi (-0.95 to 16 bar)
- Material: brass



Part no.	G1	G2	SW	i	L1	L2	t	NW	g/piece
407-0403	R1/4	G1/4	17	10	41	23	10	6,5	63

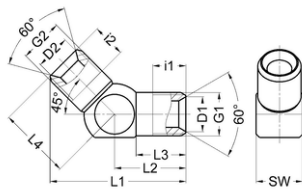
Elbow piece



- According to VW standard 39D1405
- Whitworth pipe thread, metric thread
- Threaded ends according to VW standard
- Fits tube spigot with union nut according to 39V16631
- Material brass blank
- Temperature range 14 to 158 °F (-10 to +70 °C)
- Working pressure range -14 to 232 psi (-0.95 to 16 bar)

Part no.	G1	G2	SW	i1	i2	L1	L2	NW	g/piece
SA1452-0400	G1/4	G1/4	15	10	10	30	22	8	41
SA1452-0454	G1/4	M10x1	15	10	8	30	22	6,7	39
SA1452-0600	G3/8	G3/8	17	10	10	32	23	8,5	66
SA1452-0604	G3/8	G1/4	17	10	10	32	30	8	59
SA1452-0800	G1/2	G1/2	21	12	12	40	29,5	12	117
SA1452-0806	G1/2	G3/8	21	12	10	40	29,5	8,5	104
SA1452-1000	G3/4	G3/4	27	14	14	51	37,5	15,5	243
SA1452-1008	G3/4	G1/2	27	14	12	51	37,5	12	224
SA1452-1200	G1	G1	34	14	14	58,5	42	23	357

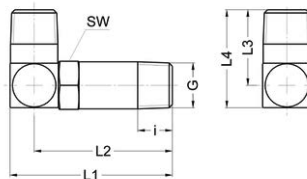
Elbow piece, 45°



- According to VW standard 39D1404
- Whitworth pipe thread, metric thread
- Threaded ends according to VW standard
- Fits tube spigot with union nut according to 39V16631
- Material brass blank
- Temperature range 14 to 158 °F (-10 to +70 °C)
- Working pressure range -14 to 232 psi (-0.95 to 16 bar)

Part no.	G1	G2	SW	L1	L2	L3	i1	i2	D1	D2	NW	Mat. No.	g/piece
SA1259-0404	G1/4	G1/4	14	39	20,5	14	10	10	10,5	10,5	8	7572	36
SA1259-0454	G1/4	M10x1	14	39,7	21,5	15	10	10	10,5	8	6,2	7546	33
SA1259-0604	G3/8	G1/4	17	43	23	14	10	10	13	10,5	8	7547	60
SA1259-0606	G3/8	G3/8	17	44,3	23	14	10	10	13	13	10	7573	67
SA1259-0806	G1/2	G3/8	21	54,8	29	19	19	16	17,3	13	10	7548	104
SA1259-0808	G1/2	G1/2	21	56,1	29	19	12	12	16,5	16,5	13	7574	117
SA1259-1008	G3/4	G1/2	27	64,6	34	24	14	12	22	17,3	13		180
SA1259-1010	G3/4	G3/4	27	66,6	34	24	12	12	22	22	15,5	7575	198

Elbow elongated

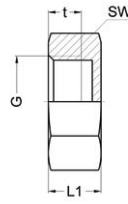


- According to VW standard
- Whitworth pipe thread conical
- Material: brass blank
- Temperature range 14 to 158 °F (-10 to +70 °C)
- Working pressure range -14 to 232 psi (-0.95 to 16 bar)

Part no.	G	SW	i	L1	L2	L3	L4	Mat. No.	g/piece
SA1316-0400	R1/4	14	10	47	40	22	28,5	7530	55

Closure-cap

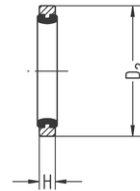
- According to VW standard
- Whitworth pipe thread
- Material: brass blank
- Temperature range 14 to 158 °F (-10 to +70 °C)
- Working pressure range -14 to 232 psi (-0.95 to 16 bar)



Part no.	G	SW	L1	t	Mat. No.	g/piece
SA1309-07	G1/2	27	12	7,5	7612	40
SA1309-11	G1	41	15	9	7613	104

VS seal ring

- For Whitworth pipe thread
- Spacer ring elastomer
- Spacer ring brass nickel-plated
- Large torque possible
- Undetachable
- Temperature range -40 to 248 °F (-40 to +120 °C)
- Working pressure range -14 to 435 psi (-0.95 to 30 bar)

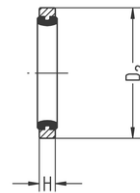


Part no.	for thread	D2	H	g/piece
515-0122	G1/8 and M10x1	14,7	2,2	1,02
515-0322	G1/4	17,7	2,2	1,23
515-0522	G3/8	21,8	2,2	1,56
515-0722	G1/2	26,3	2,2	2,04

Optionally also possible with FKM seal. Please complete "VT" before the article number.

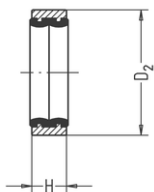
VS seal ring

- For metric thread
- Spacer ring elastomer
- Spacer ring brass nickel-plated
- Large torque possible
- Undetachable
- Temperature range -40 to 248 °F (-40 to +120 °C)
- Working pressure range -14 to 435 psi (-0.95 to 30 bar)



Part no.	for thread	D2	H	g/piece
514-5522	M12x1,5	17,9	2,2	1,31
514-5722	M14x1,5	19,9	2,2	1,42

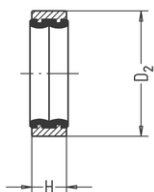
VS spacer seal ring



- For Whitworth pipe thread and M10x1
- Spacer ring elastomer
- Spacer ring brass nickel-plated
- Undetachable
- Temperature range -40 to 248 °F (-40 to +120 °C)
- Working pressure range -14 to 435 psi (-0.95 to 30 bar)

Part no.	for thread	D2	H	g/piece
515-0150MS	G1/8 and M10x1	14,7	4,5	2,0
515-0350MS	G1/4	17,7	4,5	2,5
515-0550MS	G3/8	21,8	4,5	3,0
515-0750MS	G1/2	26,3	4,5	4,0

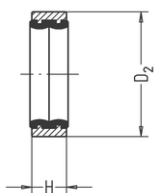
VS spacer seal ring



- For Whitworth pipe thread and M10x1
- Spacer ring elastomer
- Spacer ring Al color natural anodized
- Undetachable
- Temperature range -40 to 248 °F (-40 to +120 °C)
- Working pressure range -14 to 435 psi (-0.95 to 30 bar)

Part no.	for thread	D2	H	g/piece
515-0150AL	G1/8 and M10x1	14,7	4,5	1,0
515-0350AL	G1/4	17,7	4,5	1,5
515-0550AL	G3/8	21,8	4,5	2,0
515-0750AL	G1/2	26,3	4,5	2,0

VS spacer seal ring

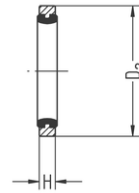


- For metric thread
- Spacer ring elastomer
- Spacer ring Al color natural anodized
- Undetachable
- Temperature range -40 to 248 °F (-40 to +120 °C)
- Working pressure range -14 to 435 psi (-0.95 to 30 bar)

Part no.	for thread	D2	H	g/piece
514-5550AL	M12x1,5	17,9	4,5	1,31
514-5750AL	M14x1,5	19,9	4,5	1,42
514-6150AL	M18x1,5	23,9	4,5	1,67
514-6550AL	M22x1,5	27,9	4,5	1,91

VS seal ring

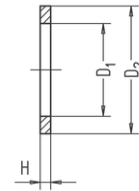
- For whitworth pipe thread, metric threads
- Sealing material FPM, FDA compliant according to 21 CFR 177.2600
- Spacer ring AISI 316L (1.4404)
- Large torque possible
- Undetachable
- Temperature range -4 to 356 °F (-20 to +180 °C)
- Working pressure range -14 to 435 psi (-0.95 to 30 bar)



Part no.	for thread	D2	H	g/piece
915-0122	G1/8 and M10x1	14,7	2,2	1
915-0322	G1/4	17,7	2,2	1
915-0522	G3/8	21,8	2,2	1,56
915-0722	G1/2	26,3	2,2	2,04

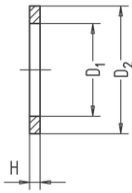
Seal ring

- For Whitworth pipe thread and metric thread
- Material aluminum
- Temperature range -4 to 212 °F (-20 to +100 °C)
- Working pressure range -14 to 217 psi (-0,95 to 15 bar)



Part no.	for thread	D1	D2	H	g/piece
14-49AL	M5	5	7,6	1	0,06
14-45AL	M6	6	9	1	0,07
14-55AL	M12x1,5	12,2	16	1,5	0,29
14-57AL	M14x1,5	14,1	18,2	1,5	0,39
14-5720AL	M14x1,5	14,1	18,2	2	0,49
14-61AL	M18x1,5	18,2	22	1,5	0,42
14-6120AL	M18x1,5	18,2	22	2	0,50
14-65AL	M22x1,5	22,2	27	1,5	0,64
14-6520AL	M22x1,5	22,2	27	2	0,88
15-07AL	G1/2	21,2	26	1,5	0,60
15-0720AL	G1/2	21,2	26	2	0,86
15-03AL	G1/4	13,2	18,2	1,5	0,45
15-0320AL	G1/4	13,2	18,2	2	0,58
15-01AL	G1/8 and M10x1	10,2	14	1,5	0,25
15-0120AL	G1/8 and M10x1	10,2	14	2	0,31
15-05AL	G3/8	17,1	22	1,5	0,56
15-0520AL	G3/8	17,1	22	2	0,71
15-1120AL	G1	33	39	2	2

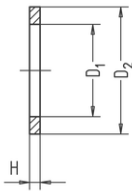
seal ring



- For Whitworth pipe thread and metric thread
- Material PVC
- Temperature range 14 to 158 °F (-10 to +70 °C)
- Working pressure range -14 to 217 psi (-0.95 to 15 bar)

Part no.	for thread	D1	D2	H	g/piece
14-41PVC	M3	3	5	0,8	0,01
14-49PVC	M5	5	7,6	1	0,03
14-55PVC	M12x1,5	12	16	1,5	0,07
14-57PVC	M14x1,5	14,1	18,2	1,5	0,22
14-61PVC	M18x1,5	18	22	1,5	0,1
14-65PVC	M22x1,5	22,2	27	1,5	0,38
15-07PVC	G1/2	21,2	26	1,5	0,34
15-0720PVC	G1/2	21,2	26	2	0,50
15-03PVC	G1/4	13,2	18,2	1,5	0,24
15-0320PVC	G1/4	13,2	18,2	2	0,35
15-01PVC	G1/8 and M10x1	10,2	14	1,5	0,14
15-0120PVC	G1/8 and M10x1	10,2	14	2	0,20
15-05PVC	G3/8	17,1	22	1,5	0,31
15-0520PVC	G3/8	17,1	22	2	0,41
15-1120PVC	G1	33,4	39	2	0,91
15-0920PVC	G3/4	26,6	33	2	0,82

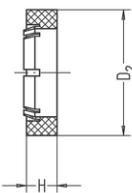
Seal ring



- For metric threads
- Material PA
- Temperature range 14 to 140 °F (-10 to +60 °C)
- Working pressure range 0 to 217 psi (0 to 15 bar)

Part no.	for thread	D1	D2	H	g/piece
14-49PA	M5	5	7,6	1	0,06

Spacer seal ring



- For Whitworth pipe thread
- Material PA6 GF, black
- Undetachable
- Temperature range 14 to 158 °F (-10 to +70 °C)
- Working pressure range -14 to 217 psi (-0,95 to 15 bar)

Part no.	for thread	D2	H	g/piece
534-015010	G1/8 and M10x1	14,9	4,5	0,54
534-035010	G1/4	18,9	4,5	0,81
534-055010	G3/8	22,9	4,5	1,13
534-075010	G1/2	26,9	4,5	1,21

Tube clamp

- For compressed-air tube
- Tube connection removable by disconnecting tube clamps
- Material AISI 304
- Fits tube spigots of type 37, 40, 44, 47 and 74



Part no.	for tube with outside diameter	Clamping width	g/piece
10-0911	9 - 11	7	2
10-1113	11 - 13	7	3
10-1315	13 - 15	7	4
10-1417	14 - 17	8	5
10-1820	18 - 20	8	5
10-2023	20 - 23	8	8

Tube clamp

- For compressed-air tube
- Tube connection removable by unscrewing tube clamp
- Material AISI 304
- Fits tube spigots of type 37, 40, 44, 47 and 74

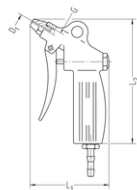


Part no.	for tube with outside diameter	Clamping width	g/piece
11-0812	8 - 12	9	10
11-1016	10 - 16	9	11
11-1220	12 - 20	12	17
11-1625	16 - 25	12	18

Blow guns | compressed-air valves | nozzles



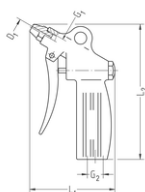
Blow gun for compressed air



- With tube spigot
- Material aluminum anodized
- Allowable medium: Air
- Temperature range 14 to 140 °F (-10 to +60 °C)
- Working pressure range 0 to 145 psi (0 to 10 bar)

Part no.	G	Tube ID	L1	L2	D1	g/piece
205-06	M12x1,25	6	92	140	1,5	247
205-09	M12x1,25	9	92	140	1,5	247

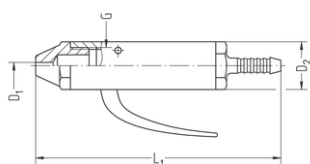
Blow gun for compressed air



- Without tube spigot
- Material aluminum anodized
- Allowable medium: Air
- Temperature range 14 to 140 °F (-10 to +60 °C)
- Working pressure range 0 to 145 psi (0 to 10 bar)

Part no.	G1	G2	L1	L2	D1	g/piece
205-00	M12x1,25	G1/4	92	140	1,5	240

Blow valve for compressed air

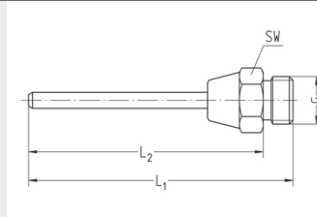


- With tube spigot
- Material aluminum
- Allowable medium: Air
- Temperature range 14 to 140 °F (-10 to +60 °C)
- Working pressure range 0 to 145 psi (0 to 10 bar)

Part no.	G	Tube ID	L1	D1	D2	g/piece
200-06	G3/8	6	113	2	22	105
200-09	G3/8	9	113	2	22	104
200-13	G3/8	13	113	2	22	109

Extension

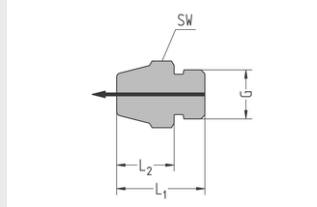
- Material galvanized steel
- Temperature range 14 to 140 °F (-10 to +60 °C)
- Working pressure range 0 to 145 psi (0 to 10 bar)



Part no.	G	SW	L1	L2		g/piece
228-0615	G3/8	19	160	153	for blow valve	33
228-5615	M12x1,25	14	157	149	for blow gun	25

Nozzle

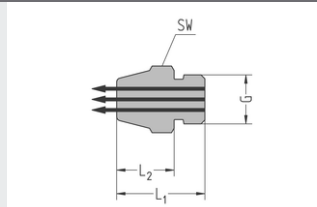
- Standard version
- Material galvanized steel
- Temperature range 14 to 140 °F (-10 to +60 °C)
- Working pressure range 0 to 145 psi (0 to 10 bar)



Part no.	G	SW	L1	L2		g/piece
225-0620	G3/8	19	23	17	for blow valve	23
225-5620	M12x1,25	14	20	13	for blow gun	14

Nozzle

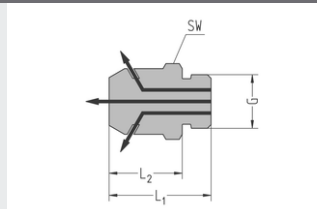
- Muffling of noises
- Material galvanized steel / sintered bronze
- Temperature range 14 to 140 °F (-10 to +60 °C)
- Working pressure range 0 to 145 psi (0 to 10 bar)



Part no.	G	SW	L1	L2		g/piece
226-0620	G3/8	17	21	14	for blow valve	23
226-5620	M12x1,25	14	19,5	12	for blow gun	13

Nozzle

- With safety air shielding
- Material galvanized steel
- Temperature range 14 to 140 °F (-10 to +60 °C)
- Working pressure range 0 to 145 psi (0 to 10 bar)

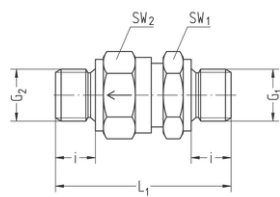


Part no.	G	SW	L1	L2		g/piece
227-0620	G3/8	19	29	22	for blow valve	45
227-5620	M12x1,25	17	27	19	for blow gun	31

Check valves | shut-off valves | silencer



Non-return valve



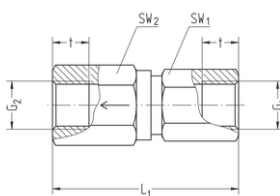
- Input: Whitworth pipe thread exterior
- Output: Whitworth pipe thread exterior
- Sealing NBR (Perbunan)¹⁾
- Material brass
- Type: Poppet valve, NBR (Perbunan)¹⁾ seals on metal
- Allowable medium: Air
- Temperature range 14 to 140 °F (-10 to +60 °C)
- Working pressure range -14 to 217 psi (-0.95 to 15 bar)

Part no.	G1	G2	Nominal flow-rate NI/min	SW1	SW2	L1	i	NW	g/piece
147-0204	G1/8	G1/8	230	14	14	31,5	6,5	4	35
147-0406	G1/4	G1/4	750	17	17	37	9	6	58
147-0408	G1/4	G1/4	1050	17	22	46	9	8	91
147-0610	G3/8	G3/8	1650	22	27	52	9	10	156
147-0812	G1/2	G1/2	2200	27	27	53	11	12	181
147-0816	G1/2	G1/2	3900	27	32	58,5	11	16	233
147-1020	G3/4	G3/4	6200	32	41	68,5	14	20	359

Nominal flow-rate measured at 87 psi (6 bar) and 14,5 psi (1 bar) pressure drop between inlet and outlet

¹⁾ FPM available at additional price

Non-return valve



- Input: Whitworth pipe thread interior
- Output: Whitworth pipe thread exterior
- Sealing NBR (Perbunan)¹⁾
- Material brass
- Type: Poppet valve, NBR (Perbunan)¹⁾ seals on metal
- Allowable medium: Air
- Temperature range 14 to 140 °F (-10 to +60 °C)
- Working pressure range -14 to 217 psi (-0.95 to 15 bar)


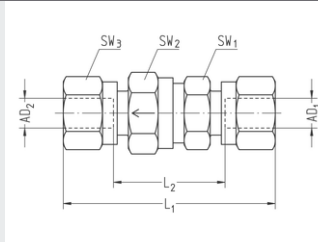
Part no.	G1	G2	Nominal flow-rate NI/min	SW1	SW2	L1	t	NW	g/piece
148-0104	G1/8	G1/8	230	14	14	39	8	4	69
148-0306	G1/4	G1/4	750	17	17	45,5	10	6	80
148-0308	G1/4	G1/4	1050	17	17	51	10	8	164
148-0510	G3/8	G3/8	1650	22	22	59,5	10	10	279
148-0712	G1/2	G1/2	2200	27	27	66	14	12	284
148-0716	G1/2	G1/2	3900	27	27	71	14	16	439
148-0920	G3/4	G3/4	6200	32	32	77,5	16	20	624

Nominal flow-rate measured at 87 psi (6 bar) and 14,5 psi (1 bar) pressure drop between inlet and outlet

¹⁾ FPM available at additional price

Non-return valve

- Input: Screw pipe connection
- Output: Screw pipe connection
- Sealing NBR (Perbunan)¹⁾
- Material brass
- Type: Poppet valve, NBR (Perbunan)¹⁾ seals on metal
- Allowable medium: Air
- Temperature range 14 to 140 °F (-10 to +60 °C)
- Working pressure range -14 to 217 psi (-0.95 to 15 bar)



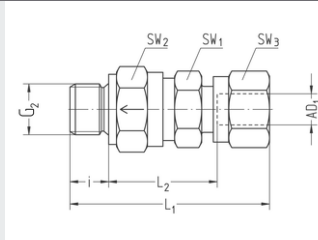
Part no.	AD1	AD2	Nominal flow-rate NI/min	SW1	SW2	SW3	L1	L2	NW	g/piece
146-0604	6	6	230	14	14	14	54	24	4	63
146-0806	8	8	750	17	17	17	55	25	6	87
146-1008	10	10	1050	17	22	19	64	34	8	143
146-1210	12	12	1650	22	27	22	73,5	43,5	10	225
146-1512	15	15	2200	27	27	27	72	41	12	275
146-1816	18	18	3900	27	32	32	77	44	14	
146-2220	22	22	6200	32	41	63	86,5	53,5	18	

Nominal flow-rate measured at 87 psi (6 bar) and 14,5 psi (1 bar) pressure drop between inlet and outlet

¹⁾ FPM available at additional price

Non-return valve

- Input: Screw pipe connection
- Output: Whitworth pipe thread exterior
- Sealing NBR (Perbunan)¹⁾
- Material brass
- Type: Poppet valve, NBR (Perbunan)¹⁾ seals on metal
- Allowable medium: Air
- Temperature range 14 to 140 °F (-10 to +60 °C)
- Working pressure range -14 to 217 psi (-0.95 to 15 bar)

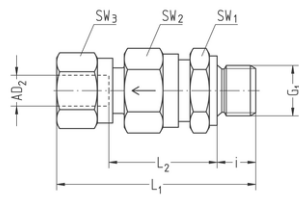


Part no.	AD1	G2	Nominal flow-rate NI/min	SW1	SW2	SW3	L1	L2	i	NW	g/piece
142-0602	6	G1/8	230	14	14	14	42,5	21	6,5	4	49
142-0804	8	G1/4	750	17	17	17	46	22	9	6	70
142-1004	10	G1/4	1050	17	22	19	55	31	9	8	118
142-1206	12	G3/8	1650	22	27	22	63	39	9	10	189
142-1508	15	G1/2	2200	27	27	27	63,5	37	11	12	227
142-1808	18	G1/2	3900	27	32	32	67,5	40	11	14	
142-2210	22	G3/4	6200	32	41	36	77,5	47	14	18	

Nominal flow-rate measured at 87 psi (6 bar) and 14,5 psi (1 bar) pressure drop between inlet and outlet

¹⁾ FPM available at additional price

Non-return valve

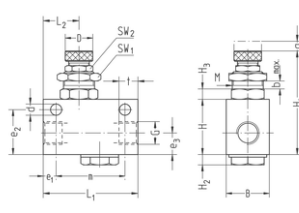


- Input: Whitworth pipe thread exterior
- Output: Screw pipe connection
- Sealing NBR (Perbunan)¹⁾
- Material brass
- Type: Poppet valve, NBR (Perbunan)¹⁾ seals on metal
- Allowable medium: Air
- Temperature range 14 to 140 °F (-10 to +60 °C)
- Working pressure range -14 to 217 psi (-0.95 to 15 bar)

Part no.	G1	AD2	Nominal flow-rate NI/min	SW1	SW2	SW3	L1	L2	i	NW	g/piece
144-0206	G1/8	6	230	14	14	14	43	21,5	6,5	4	49
144-0408	G1/4	8	750	17	17	17	46	22	9	6	75
144-0410	G1/4	10	1050	17	22	19	55	31	9	8	118
144-0612	G3/8	12	1650	22	27	22	62,5	38,5	9	10	192
144-0815	G1/2	15	2200	27	27	27	61,5	35	11	12	230
144-0818	G1/2	18	3900	27	32	32	68	40,5	11	14	
144-1022	G3/4	22	6200	32	41	36	77,5	47	14	18	

Nominal flow-rate measured at 87 psi (6 bar) and 14,5 psi (1 bar) pressure drop between inlet and outlet
¹⁾ FPM available at additional price

Throttle check valve



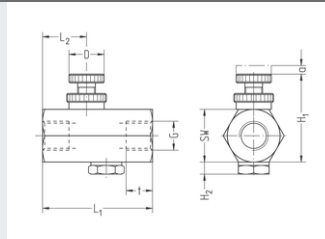
- Whitworth pipe thread
- Sealing NBR (Perbunan)
- Materials: Al black anodized, brass blank
- Type: cone-type throttle
- Allowable medium: Air
- Temperature range 14 to 140 °F (-10 to +60 °C)
- Working pressure range 6 to 145 psi (0.4 to 10 bar)

Part no.	G	Nominal flow-rate NI / min		NW	g/piece
		1 => 2	2 => 1		
110-0102	G1/8	150	150	2,8	51
110-0304	G1/4	450	450	6	165
110-0506	G3/8	480	480	6	173

Part no.	SW1	SW2	L1	L2	t	B	H	H1	H2	H3	m	e1	e2	e3	D	d	a	b	Thread M
110-0102	14	9	32	13,5	7	16	22	47	3	4	24	4	18	8,5	10,5	4,3	5	5	M12x1
110-0304	22	14	55	20,5	11	25	32	59	6	6	40	7,5	26	12,5	16	6,5	6	6	M18x1
110-0506	22	14	55	20,5	11	25	32	59	6	6	40	7,5	26	12,5	16	6,5	6	6	M18x1

Throttle check valve

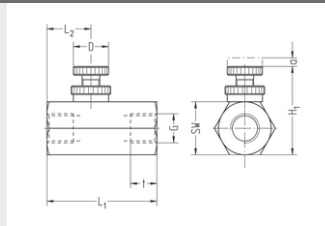
- Whitworth pipe thread, thread M5
- Sealing NBR (Perbunan)
- Materials: Al black anodized, brass blank
- Type: cone-type throttle
- Allowable medium: Air
- Temperature range 14 to 140 °F (-10 to +60 °C)
- Working pressure range 6 to 145 psi (0.4 to 10 bar)



Part no.	G	Nominal flow-rate NI / min 1 => 2	Nominal flow-rate NI / min 2 => 1	NW	SW	L1	L2	t	H1	H2	D	a	g/piece
116-4950	M5	50	50	2	12	23	9	4,5	21,5	3,5	8	2,5	12
116-0102	G1/8	250	250	4	17	35	13,5	8	29	3	12	3,5	32
116-0304	G1/4	380	380	5	24	50	20	12	40	5,5	16	5,5	87
116-0506	G3/8	400	400	5	24	50	20	12	40	5,5	16	5,5	81
116-0708	G1/2	1000	1000	8	32	65	25,5	14	50	6	20	7,5	191

Throttle valve

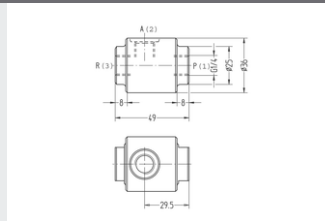
- Whitworth pipe thread, thread M5
- Sealing NBR (Perbunan)
- Materials: Al black anodized, brass blank
- Type: cone-type throttle
- Allowable medium: Air
- Temperature range 14 to 140 °F (-10 to +60 °C)
- Working pressure range 6 to 145 psi (0.4 to 10 bar)



Part no.	G	Nominal flow-rate NI/min	NW	SW	L1	L2	t	H1	D	a	g/piece
117-4950	M5	50	2	12	23	9	4,5	21,5	8	2,5	11
117-0102	G1/8	250	4	17	35	13,5	8	29	12	3,5	30
117-0304	G1/4	380	5	24	50	20	12	40	16	5,5	80
117-0506	G3/8	400	5	24	50	20	12	40	16	5,5	74
117-0708	G1/2	1000	8	32	65	25,5	14	50	20	7,5	180

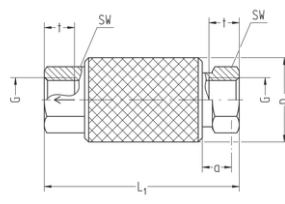
Quick exhaust valve

- Whitworth pipe thread
- Sealing NBR (Perbunan)
- Material Al black anodized
- Type: Poppet valve
- Allowable medium: Air
- Temperature range 14 to 140 °F (-10 to +60 °C)
- Working pressure range 7 to 145 psi (0.5 to 10 bar)



Part no.	G	Nominal flow-rate NI / min 1 => 2	Nominal flow-rate NI / min 2 => 3	NW	g/piece
162-0304	G1/4	550	1400	6	81

Hand valve 3/2 ways

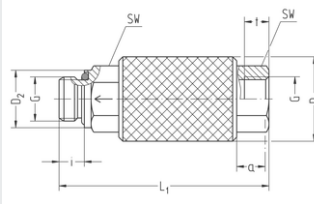


- With sliding sleeve
- Whitworth pipe thread, M5 thread
- Sealing NBR (Perbunan)
- Material brass, Al black anodized
- Type: Gate valve
- Allowable medium: Air
- Temperature range 14 to 140 °F (-10 to +60 °C)
- Working pressure range -14 to 145 psi (-0.95 to 10 bar)

Part no.	G	Nominal flow-rate NI/min	SW	t	L1	a	D1	NW	g/piece
140-0102	G1/8	380	14	8	54	9	22	4	58
140-0304	G1/4	1000	17	9	59,5	10	25	6,5	79
140-0506	G3/8	1300	22	9	66,5	11	32	8,5	145
140-0708	G1/2	1900	27	12	83	14	38	12	258
140-0910	G3/4	4100	32	14	103	18	46	18	450
140-1112	G1	6200	41	16	120	20	52	22	740
140-4950	M5	130	9	5	41	7	15	3,3	22

Nominal flow-rate measured at 87 psi (6 bar) and 14,5 psi (1 bar) pressure drop between inlet and exhaust

Hand valve 3/2 ways

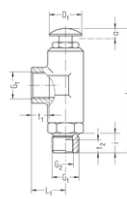


- With sliding sleeve
- Whitworth pipe thread
- Chambered O-ring
- Sealing NBR (Perbunan)
- Material brass, Al black anodized
- Type: Gate valve
- Allowable medium: Air
- Temperature range 14 to 140 °F (-10 to +60 °C)
- Working pressure range -14 to 232 psi (-0.95 to 16 bar)

Part no.	G	Nominal flow-rate NI/min	SW	L1	i	t	a	D1	D2	NW	g/piece
141-0102	G1/8	380	14	60	5,5	10	9	22	14	4	70
141-0304	G1/4	1000	17	68	7,5	12	10	25	18,5	6,5	90
141-0506	G3/8	1300	22	75	7,5	12	11	32	22	8,5	170
141-0708	G1/2	1900	27	90,5	9,5	12	14	38	25	12	300
141-0910	G3/4	4100	32	116,5	10,5	14	18	46	32	18	560
141-1112	G1	6200	41	135	12,5	16	20	52	39,8	22	740

Nominal flow-rate measured at 87 psi (6 bar) and 14,5 psi (1 bar) pressure drop between inlet and exhaust

Hand valve 2/2 ways



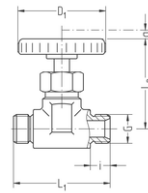
- With push button
- Whitworth pipe thread
- Sealing NBR (Perbunan)
- Material brass
- Type: Poppet valve, NBR (Perbunan) seals on metal
- Allowable medium: Air
- Nominal flow-rate: 750 NI/min.
- Operating force at 6 bar: 50 N
- Temperature range 14 to 140 °F (-10 to +60 °C)
- Working pressure range 0 to 217 psi (0 to 15 bar)

Part no.	G1	G2	i	t1	t2	L1	L2	a	D1	NW	g/piece
310-0506	G3/8	G1/8	12	11	8	21	76,5	3,5	20	6	178

Nominal flow-rate measured at 87 psi (6 bar) and 14,5 psi (1 bar) pressure drop between inlet and exhaust

Shut-off valve

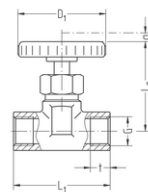
- Whitworth pipe thread external
- Sealing NBR (Perbunan)
- Material brass
- Material handwheel see table
- Type: Poppet valve, metal-to-metal seal
- Allowable medium: Air
- Temperature range 14 to 140 °F (-10 to +60 °C)
- Working pressure range -14 to 217 psi (-0.95 to 15 bar)



Part no.	G	i	L1	L2	a	D1	NW	Material handwheel	g/piece
250-0202	G1/8	8	36	33	3	23	4	brass	59
250-0404	G1/4	9	44	40	4,5	38	5	plastic	100
250-0606	G3/8	10	52	48	5	50	7	plastic	162
250-0808	G1/2	12	58	51	8	50	8	plastic	300

Shut-off valve

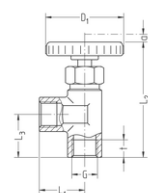
- Whitworth pipe thread interior
- Sealing NBR (Perbunan)
- Material brass
- Material handwheel see table
- Type: Poppet valve, metal-to-metal seal
- Allowable medium: Air
- Temperature range 14 to 140 °F (-10 to +60 °C)
- Working pressure range -14 to 217 psi (-0.95 to 15 bar)



Part no.	G	t	L1	L2	a	D1	NW	Material handwheel	g/piece
250-0101	G1/8	8,5	36	33	3	23	4	brass	63
250-0303	G1/4	11	44	40	4,5	38	5	plastic	100
250-0505	G3/8	12	52	48	5	50	7	plastic	168
250-0707	G1/2	13	58	51	8	50	8	plastic	280

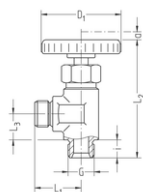
Corner shut-off valve

- Whitworth pipe thread interior
- Sealing NBR (Perbunan)
- Material brass
- Material handwheel see table
- Type: Poppet valve, metal-to-metal seal
- Allowable medium: Air
- Temperature range 14 to 140 °F (-10 to +60 °C)
- Working pressure range -14 to 217 psi (-0.95 to 15 bar)



Part no.	G	t	L1	L2	L3	a	D1	NW	Material handwheel	g/piece
260-0202	G1/8		18	48	10	4,5	23	4	brass	59
260-0404	G1/4		23	59	13	6	38	5	plastic	99

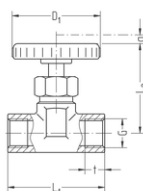
Corner shut-off valve



- Whitworth pipe thread external
- Sealing NBR (Perbunan)
- Material brass
- Material handwheel see table
- Type: Poppet valve, metal-to-metal seal
- Allowable medium: Air
- Temperature range 14 to 140 °F (-10 to +60 °C)
- Working pressure range -14 to 217 psi (-0.95 to 15 bar)

Part no.	G	i	L1	L2	L3	a	D1	NW	Material handwheel	g/piece
260-0101	G1/8		18	48	18	4,5	23	4	brass	62
260-0303	G1/4		23	59	22	6	38	5	plastic	101
260-0505	G3/8		27	68,5	26	7	50	7	plastic	170
260-0707	G1/2		30	80	29	7	50	8	plastic	287

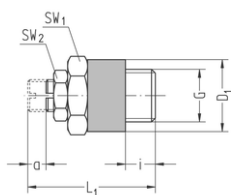
Shut-off valve with micro adjustment



- Whitworth pipe thread interior
- Sealing NBR (Perbunan)
- Material brass
- Material handwheel plastic
- Type: Poppet valve, metal-to-metal seal
- Allowable medium: Air
- Temperature range 14 to 140 °F (-10 to +60 °C)
- Working pressure range -14 to 217 psi (-0.95 to 15 bar)

Part no.	G	t	L1	L2	a	D1	NW	g/piece
252-0303	G1/4	9	39	41	8	38	5	92
252-0505	G3/8	9	44	48	8	50	6	151
252-0707	G1/2	11	53	56	10	50	6	266

Exhaust-side throttle with muffler

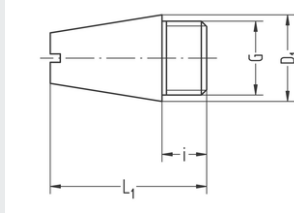


- Whitworth pipe thread, thread M5
- Material see table
- Type: Cone-type throttle
- Temperature range -4 to 176 °F (-20 to +80 °C)
- Working pressure range 0 to 217 psi (0 to 15 bar)
- Packaging unit 10 pieces

Part no.	G	Nominal flow-rate NI/min	SW1	SW2	L1	i	a	D1	NW	Material	g/piece
112-0200	G1/8	410	14	9	24	5	4	14	4	Brass / Sintered bronze	15
112-0400	G1/4	1100	17	11	32	7,5	6	18	6	Brass / Sintered bronze	30
112-0600	G3/8	1900	22	14	37,5	7,5	8	22	8,5	Brass / Sintered bronze	57
112-0800	G1/2	3300	27	17	45	9,5	10	27	11,5	Brass / Sintered bronze	98
112-5000	M5	100	8	-	21	3,5	1	9	1,5	Brass nickel-plated / Sinter-Niro	4


Silencer

- Whitworth pipe thread, thread M5
- Material sintered bronze
- Temperature range -4 to 176 °F (-20 to +80 °C)
- Working pressure range 0 to 145 psi (0 to 10 bar)
- Packaging unit 10 pieces



Part no.	G	Nominal flow-rate NI/min	i	L1	D1	g/piece
165-0200	G1/8	500	5,5	21	11	7
165-0400	G1/4	1050	8,5	27	14	15
165-0600	G3/8	2000	11	36	18	30
165-0800	G1/2	4200	11	44	24	66
165-1000	²⁾ G3/4	6000	12	65	29	124
165-1200	²⁾ G1	8200	15	75	35	216
165-5000	M5	300	4	21	8,6	5

Distributor

**Wide range
of material**

- Manifolds and connectors made of different materials such as brass, stainless steel, aluminum

**Assembled
manifolds**

- Maximum cost savings by purchasing equipped manifolds

**Lots of possible
combinations**

- Non equipped manifolds can be combined with almost all of the Eisele connectors
- Manifolds are suitable for connectors with chambered O-ring

1900

On request, manifolds are available in alternative materials or in combination with alternative connectors.

Eisele Manifolds

Eisele manifolds complement the various connection systems in the construction of pneumatic controls.

Service Conditions

- Working pressure: -14 to 232 psi (-0,95 to 16 bar)
- Allowable Medium: air
- Temperature range: 14 to 158 °F (-10 to +70 °C)
(The values indicated are using PVC sealing rings)

Depending on the material and the connectors, a working pressure up to 100 bar and a temperature range of -4 to 248 °F (-20 to +120 °C) is possible. Other media are possible, if the materials are stable.

Torque:

- Using cylindrical threads in combination with copper sealing rings (not supplied by Eisele) and not exceeding the maximum recommended tightening torque for cylindrical thread (see table)
- In the case of conical threads using PTFE (Teflon) sealing tape or glue and not exceeding the maximum recommended tightening torque for tapered threads (see table)

For information about the various connection threads, we refer to page 7 & 8.

Manifold

starting on page 264

Made of aluminum

page 264

Made of brass

page 269

Made of stainless steel

page 271

Manifold, equipped

starting on page 272

Straight manifold

page 272

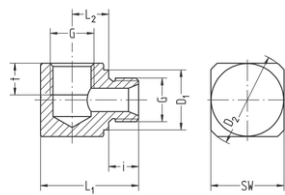
Multiple Y connector

Seite #PAGE#

Other manifolds

page 273

Elbow screw-in connector



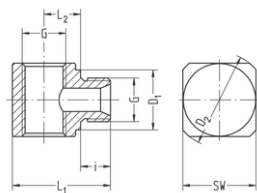
- Whitworth pipe thread and metric thread
- Material Al black anodized / brass blank ¹⁾
- Temperature range -4 to 212 °F (-20 to +100 °C)
- Working pressure range -14 to 435 psi (-0.95 to 30 bar)

Part no.	G	SW	i	L1	L2	D1	D2	NW		g/piece Ms	g/piece
85-0102	G1/8	15	6,5	23	9	14	20	5		25	8
85-0304	G1/4	22	9	29	11	18	28,5	7		65	22
85-0506	G3/8	27	9	32	12,5	22	35	10		-	35
85-0708	G1/2	36	11	40,5	15,8	26	46	12		-	80
87-4950 ²⁾	M5	10	4,5	14	5,3	7,5	13	2		7	-
87-5354	M10x1	15	6,5	23	9	14	20	5		-	8
87-5758	M14x1,5	22	9	29	11	18	28,5	7		-	21

¹⁾ When ordering please add "MS" to Part No.

²⁾ Material brass black

T-screw-in piece



- Whitworth pipe thread and thread M5
- Material Al black anodized / brass ¹⁾
- Temperature range -4 to 212 °F (-20 to +100 °C)
- Working pressure range -14 to 435 psi (-0.95 to 30 bar)

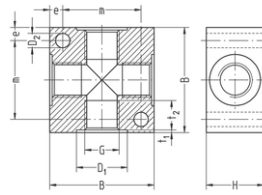
Part no.	G	SW	i	L1	L2	D1	D2	NW		g/piece Ms	g/piece
86-0102	G1/8	15	6,5	23	9	14	20	5		23	8
86-0304	G1/4	22	9	29	11	18	28,5	7		59	20
86-0506	G3/8	27	9	32	12,5	22	35	10		-	31
86-0708	G1/2	36	11	40,5	15,8	26	46	12		-	72
88-4950 ²⁾	M5	10	4,5	14	5,3	7,5	13	2		6	-

¹⁾ When ordering please add "MS" to Part No.

²⁾ Material brass black

Manifold block

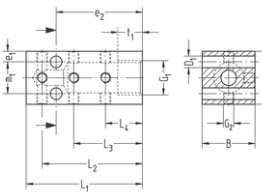
- Whitworth pipe thread and metric thread
- Material Al black anodized
- Temperature range -4 to 212 °F (-20 to +100 °C)
- Working pressure range -14 to 435 psi (-0.95 to 30 bar)



Part no.	G	B	H	D1	D2	t1	t2	e	m	g/piece
83-01	G1/8	30	17	15,2	4,5	0,5	8,5	4	22	31
83-03	G1/4	40	22	19,5	5,5	0,5	12,5	5	30	71
83-05	G3/8	45	26	23,5	5,5	0,5	12,5	5	35	101
83-07	G1/2	50	32	27,5	6,5	0,5	14,5	6	38	143
84-53	M10x1	30	17	15,2	4,5	0,5	8,5	4	22	31
84-55	M12x1,5	40	22	18,5	5,5	0,5	12,5	5	30	77
84-57	M14x1,5	40	22	20,5	5,5	0,5	12,5	5	30	70
84-59	M16x1,5	45	26	22,5	5,5	0,5	12,5	5	35	106
84-61	M18x1,5	45	26	24,5	5,5	0,5	12,5	5	35	97
84-65	M22x1,5	50	32	28,5	6,5	0,5	14,5	6	38	140

Manifold

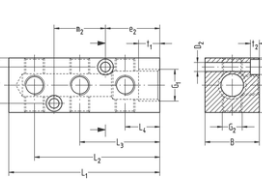
- With 9 exits
- Material Al black anodized
- Temperature range -4 to 212 °F (-20 to +100 °C)
- Working pressure range -14 to 435 psi (-0.95 to 30 bar)



Part no.	G1	G2	B	L1	L2	L3	L4	D1	t1	e1	e2	m1	g/piece
104-4101	G1/8	M3	15	33	28,5	19,5	10,5	3,3	7	3	24,5	9	15

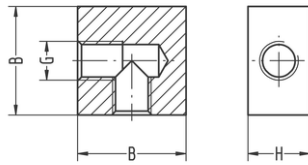
Manifold

- With 9 exits
- Material Al black anodized
- Temperature range -4 to 212 °F (-20 to +100 °C)
- Working pressure range -14 to 435 psi (-0.95 to 30 bar)



Part no.	G1	G2	B	L1	L2	L3	L4	D1	D2	t1	t2	e1	e2	m1	m2	g/piece
104-0105	G3/8	G1/8	30	80	68	44	20	9,5	5,5	12	5	5,2	30	19,5	28	150
104-0307	G1/2	G1/4	36	100	83	53	23	10,5	6,5	14	6	6	36	24	34	265
104-4901	G1/8	M5	20	50	42	27	12	7,5	4,5	8	4	4	18	12	18	45

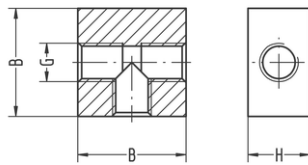
Elbow piece



- Material Al black anodized
- Temperature range -4 to 212 °F (-20 to +100 °C)
- Working pressure range -14 to 435 psi (-0.95 to 30 bar)

Part no.	G	B	H	g/piece
100-49	M5	14	8	3

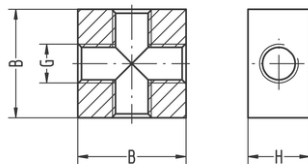
T-piece



- Material Al black anodized
- Temperature range -4 to 212 °F (-20 to +100 °C)
- Working pressure range -14 to 435 psi (-0.95 to 30 bar)

Part no.	G	B	H	g/piece
101-49	M5	14	8	3

4-way piece

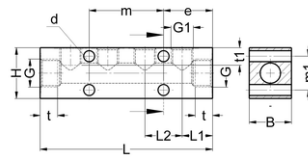


- Material Al black anodized
- Temperature range -4 to 212 °F (-20 to +100 °C)
- Working pressure range -14 to 435 psi (-0.95 to 30 bar)

Part no.	G	B	H	g/piece
102-49	M5	14	8	3

Manifold | 2 inlets | 1-side

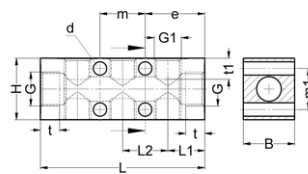
- Whitworth pipe thread, metric thread
- With 3/4/6 outlets
- Material Al anodized
- Temperature range -4 to 212 °F (-20 to +100 °C)
- Working pressure -14 to 435 psi (-0,95 to 30 bar)



Part no.	G	G1	B	H	L	L1	L2	d	t	t1	e	m	m1	g/piece
1910-040149	G1/8	4x M5	16	16	62	13	12	2x 4,3	8,5	5	20	22	-	36
1910-030301	G1/4	3x G1/8	20	25	76	16	22	4x 6,5	10	8,5	27	22	17	78
1910-100301	G1/4	10x G1/8	20	25	230	16	22	4x 6,5	10	8,5	27	176	17	255
1910-030503	G3/8	3x G1/4	25	30	80	18	22	4x 6,5	10	10	29	22	20	119
1910-040503	G3/8	4x G1/4	25	30	102	18	22	4x 6,5	10	10	29	44	20	156
1910-060503	G3/8	6x G1/4	25	30	146	18	22	4x 6,5	10	10	51	44	20	227
1910-030705	G1/2	3x G3/8	35	35	104	26	26	4x 6,5	12	10	39	26	25	264
1910-040705	G1/2	4x G3/8	35	35	130	26	26	4x 6,5	12	10	39	52	25	335
1910-060705	G1/2	6x G3/8	35	35	182	26	26	4x 6,5	12	10	65	52	25	477

Manifold | 2 inlets | 1-side

- Whitworth pipe thread, metric thread
- With 4/6/8/12 outlets
- Material Al anodized
- Temperature range -4 to 212 °F (-20 to +100 °C)
- Working pressure -14 to 435 psi (-0,95 to 30 bar)

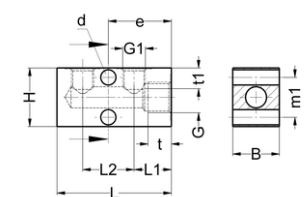


Part no.	G	G1	B	H	L	L1	L2	d	t	t1	e	m	m1	g/piece
1920-060301	G1/4	6x G1/8	20	25	76	16	22	4x 6,5	10	8,5	27	22	17	73
1920-040503	G3/8	4x G1/4	25	30	58	18	22	2x 6,5	10	10	29	/	20	82
1920-060503	G3/8	6x G1/4	25	30	80	18	22	4x 6,5	10	10	29	22	20	110
1920-120503	G3/8	12x G1/4	25	30	146	18	22	4x 6,5	10	10	51	44	20	208
1920-060705	G1/2	6x G3/8	35	35	104	26	26	4x 6,5	12	10	39	26	25	248
1920-080705	G1/2	8x G3/8	35	35	130	26	26	4x 6,5	12	10	39	52	25	313
1920-120705	G1/2	12x G3/8	35	35	182	26	26	4x 6,5	12	10	65	52	25	442

1900

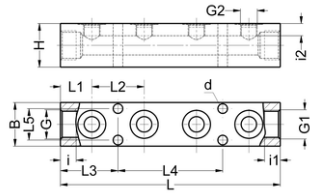
Manifold | 1 inlet | 1-side

- Whitworth pipe thread
- Material Al anodized
- Temperature range -4 to 212°F (-20 to +100 °C)
- Working pressure range -14 to 435 psi (-0.95 to 30 bar)



Part no.	G	G1	B	H	L	L1	L2	d	t	t1	e	m	m1	g/piece
1930-020301	G1/4	2x G1/8	20	25	49	16	22	2x 6,5	10	10	27	-	17	52
1930-060705	G1/2	6x G3/8	35	35	171	26	26	4x 6,5	12	12	54	52	54	434

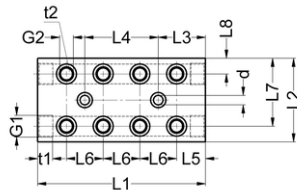
Manifold



- Whitworth pipe thread
- Material Al anodized
- Temperature range -4 to 212°F (-20 to +100 °C)
- Working pressure range -14 to 435 psi (-0.95 to 30 bar)

Part no.	G	G1	G2	i	i1	i2	L	L1	L2	L3	L4	L5	d	B	H	NW	g/piece
SA1697-0405011	G3/8	G3/8	4x G1/8	9	9	8,5	126	18	30	33	60	18	5,5	25	25	6,5	170

Manifold block

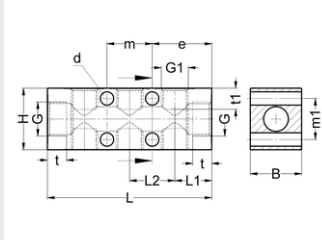


- Whitworth pipe thread
- Material Al anodized
- Temperature range -4 to 212°F (-20 to +100 °C)
- Working pressure range -14 to 435 psi (-0.95 to 30 bar)

Part no.	G1	G2	L1	L2	L3	L4	L5	L6	L7	L8	d	t1	t2	g/piece
SA832/1	G1/2	G1/4	160	80	45	70	27,5	35	15	65	9	14,2	12,5	1094

Manifold | 2 inlets | 1-side

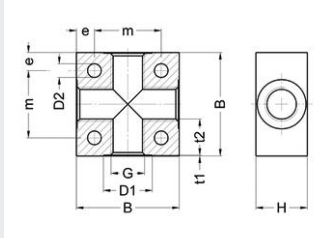
- Whitworth pipe thread
- Material brass blank
- Temperature range -4 to 212 °F (-20 to +100 °C)
- Working pressure range -14 to 435 psi (-0.95 to 30 bar)



Part no.	G	G1	B	H	L	L1	L2	d	t	t1	e	m	m1	g/piece
1920-060705MS	G1/2	6x G3/8	35	35	104	26	26	4x 6,5	12	10	39	26	25	248

Manifold block

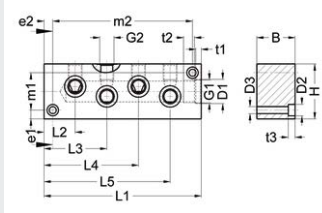
- According to VW standard 39D1480/39V16652
- 4x Whitworth pipe thread
- Material brass blank
- Temperature range -4 to 212°F (-20 to +100 °C)
- Working pressure range -14 to 435 psi (-0.95 to 30 bar)



Part no.	G	D1	D2	e	H	m	B	t1	t2	g/piece
SA1302-03	G1/4	19,5	5,3	7	20	26	40	0,3	14	451
SA1302-07	G1/2	27,5	5,3	8	32	34	50	0,3	17	451

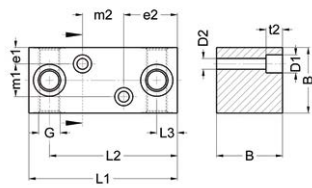
Manifold block

- According to VW standard 39V16651
- Outlet: 8 x Whitworth pipe thread G1/4
- Input: Whitworth pipe thread G1/2
- Material brass blank
- Temperature range -4 to 212°F (-20 to +100 °C)
- Working pressure range -14 to 435 psi (-0.95 to 30 bar)



Part no.	G1	G2	D1	D2	e1	e2	L1	L2	L3	L4	L5	H	m1	m2	B	t1	t2	t3	g/piece
SA1303-0307	G1/2	G1/4	22	10,4	8	8	144	28,5	57,5	86,5	115,5	50	34	128	30	5	15	6,2	1714

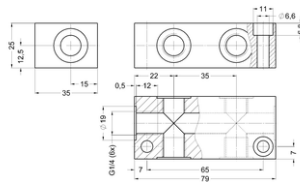
Manifold block



- According to VW standard 39D1392
- Outlet: 4x Whitworth pipe thread
- Input: 2 x Whitworth pipe thread
- Material brass blank
- Temperature range -4 to 212°F (-20 to +100 °C)
- Working pressure range -14 to 435 psi (-0.95 to 30 bar)

Part no.	G	D1	D2	e1	e2	m1	m2	L1	L2	L3	B	t2	g/piece
SA1304-03	G1/4	11	6,6	10	32,5	20	25	90	77,5	12,5	40	10	1090
SA1304-05	G3/8	14	9	10	37,5	25	25	100	87,5	12,5	45	10	1470
SA1304-07	G1/2	14	9	10	42,5	30	25	110	92,5	17,5	50	10	1941

Manifold block | 6-connections

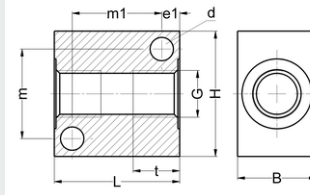


- According to VW standard
- 6 x Whitworth pipe thread G1/4
- Material brass
- Temperature range -4 to 212°F (-20 to +100 °C)
- Working pressure range -14 to 435 psi (-0.95 to 30 bar)

Part no.	g/piece
SA829	433

Manifold block

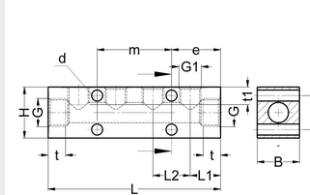
- Whitworth pipe thread
- Material 1.4305
- Temperature range -4 to 248°F (-20 to +120 °C)
- Working pressure range -14 to 435 psi (-0.95 to 30 bar)



Part no.	G	B	H	L	d	t	e1	m	m1	g/piece
SA1675-03	G1/4	22	35	35	2x 6,5	12,5	5	25	25	167

Manifold | 2 inlets | 1-side

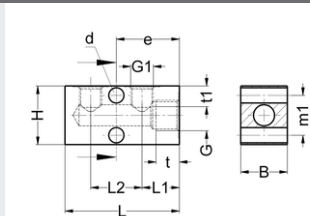
- Whitworth pipe thread, metric thread
- With 3/4/6 outlets
- Material 1.4301/ 1.4307
- Temperature range -4 to 248 °F (-20 to +120 °C)
- Working pressure -14 to 435 psi (-0,95 to 30 bar)



Part no.	G	G1	B	H	L	L1	L2	d	t	t1	e	m	m1	g/piece
1917-040149	G1/8	4x M5	16	16	62	13	12	2x 4,3	8,5	5	20	22	-	101
1917-030301	G1/4	3x G1/8	20	25	76	16	22	4x 6,5	10	8,5	27	22	17	218
1917-030503	G3/8	3x G1/4	25	30	80	18	22	4x 6,5	10	10	29	22	20	333
1917-040503	G3/8	4x G1/4	25	30	102	18	22	4x 6,5	10	10	29	44	20	437
1917-060503	G3/8	6x G1/4	25	30	146	18	22	4x 6,5	10	10	51	44	20	636
1917-030705	G1/2	3x G3/8	35	35	104	26	26	4x 6,5	12	10	39	26	25	739
1917-040705	G1/2	4x G3/8	35	35	130	26	26	4x 6,5	12	10	39	52	25	938
1917-060705	G1/2	6x G3/8	35	35	182	26	26	4x 6,5	12	10	65	52	25	1336

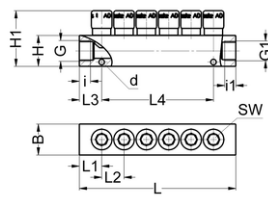
Manifold | 1 inlet | 1-side

- Whitworth pipe thread
- Material AISI 304/304L (1.4301/1.4307)
- Temperature range -4 to 248°F (-20 to +120 °C)
- Working pressure range -14 to 435 psi (-0.95 to 30 bar)



Part no.	G	G1	B	H	L	L1	L2	d	t	t1	e	m1	g/piece
1937-020301	G1/4	2x G1/8	20	25	49	16	22	2x 6,5	10	10	27	17	52

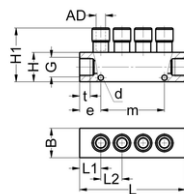
Manifold | equipped



- Whitworth pipe thread
- Sealing NBR
- Equipped with connectors
- Manifold Al anodized
- Connectors brass/ brass nickel-plated
- Temperature range -10 to +70 °C
- Working pressure range -0.95 to 16 bar

Part no.	G	G1	for tube	SW	i	i1	L	L1	L2	L3	L4	d	B	H	H1	g/piece
SA1615-040506	G3/8	G3/8	4x OD8	6	9	9	90	18	18	18	54	4,5	25	25	42,5	160
SA1615-040508	G3/8	G3/8	4x OD10	8	9	9	90	18	18	18	54	4,5	25	25	44,5	172
SA1615-060506	G3/8	G3/8	6x OD8	6	9	9	126	18	18	18	90	4,5	25	25	42,5	230
SA1615-060508	G3/8	G3/8	6x OD10	8	9	9	126	18	18	18	90	4,5	25	25	44,5	249

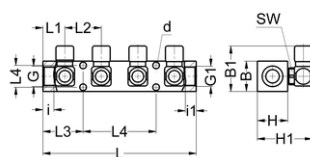
Manifold equipped | connectors with 2 seals



- Whitworth pipe thread
- Sealing FPM
- Equipped with connectors (2 seal version)
- Manifold Al anodized
- Connectors brass/ brass nickel-plated
- Temperature range -20 to +120 °C
- Working pressure range -0.95 to 24 bar

Part no.	G	for tube	L	L1	L2	d	B	H	H1	t	e	m	g/piece
SA1692-040506	G3/8	4x OD8	90	18	18	2x 4,5	25	25	45	9	18	54	171

Manifold | equipped | 90°

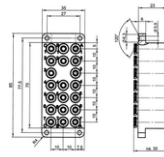


- Whitworth pipe thread
- Sealing NBR
- Equipped with connectors
- Manifold Al anodized
- Connectors brass/ brass nickel-plated
- Temperature range -10 to +70 °C
- Working pressure range -0.95 to 16 bar

Part no.	G	G1	for tube	SW	i	i1	L	L1	L2	L3	L4	d	B	B1	H	H1	NW	g/piece
SA1697-040506	G3/8	G3/8	4x OD8	14	9	9	126	18	30	33	60	5,5	25	37,5	25	45,2	6,5	323

Manifold

- 40 connections for outer diameter of the tube 4
- Material: Al natural anodized, brass nickel plated
- Sealings NBR (Perbunan)
- Temperature range: -4 to 176 °F (-20 to +80 °C)
- Working pressure: -14 to 232 psi (-0.95 to 16 bar)
- Nominal width 3
- Weight: 185 g



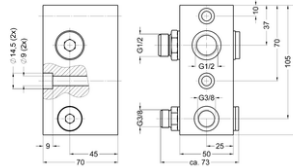
Part no.

g/piece

SA1468

Manifold block 6-connections

- According to VW standard
- Whitworth pipe thread
- Manifold block Al blank
- Screw-in parts brass blank
- Temperature range -4 to 212 °F (-20 to +100 °C)
- Working pressure range -14 to 435 psi (-0.95 to 30 bar)



Part no.

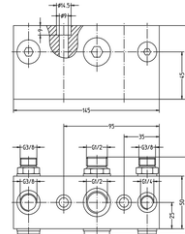
g/piece

SA1031

1060

Manifold block | 9-connections

- According to VW standard
- Whitworth pipe thread
- Manifold block Al blank
- Screw-in parts brass blank
- Temperature range -4 to 212 °F (-20 to +100 °C)
- Working pressure range -14 to 435 psi (-0.95 to 30 bar)



Part no.

g/piece

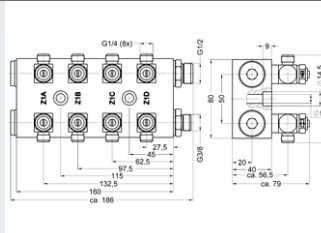
SA834

1485

1900

Manifold

- According to VW standard
- Whitworth pipe thread
- Equipped with 8 inlet-side throttles
- Manifold block Al blank
- Screw-in parts brass nickel-plated or brass blank
- Temperature range -10 to +70°C
- Working pressure range -0.95 to 16 bar



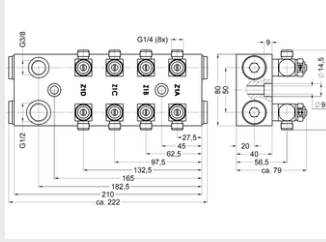
Part no.

g/piece

SA832

1985

Manifold



- According to VW standard 39D1497
- Whitworth pipe thread
- Equipped with 8 inlet-side throttles
- 8 swivel unions SA831 enclosed
- Manifold block Al blank
- Screw-in parts brass nickel-plated or brass blank
- Temperature range -10 to +70°C
- Working pressure range -0.95 to 16 bar


Part no.

g/piece

SA836

2320

ALU PRO 30



Modern connection system

- Time-proven, robust connection technology
- No machining of pipe ends is necessary
- Innovative seal system

Diverse areas of application

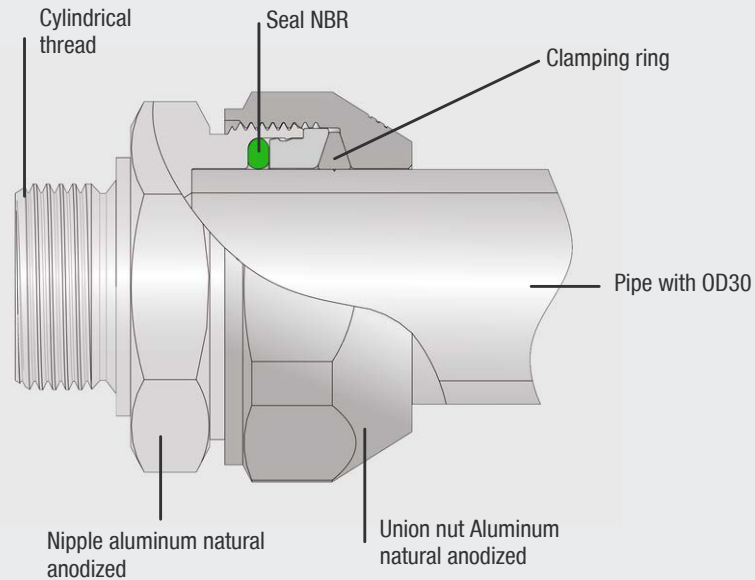
- Suitable for applications with strong vibrations
- Compressed air supply in systems

Retrofitting? No problem at all!

- Manifolds can easily be installed from the side – without moving or disconnecting the pipes.

The standard program already contains an extensive range of types.

Functional principle



Range of application

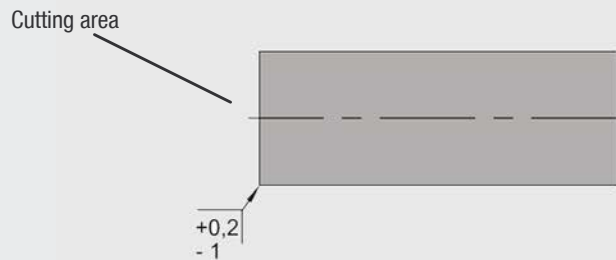
- Machine and plant engineering
Compressed air supply for all applications: from a simple work table to a complex automated solution
- Installation technology
Supply line from compressed air generator to the consumption point

Service conditions

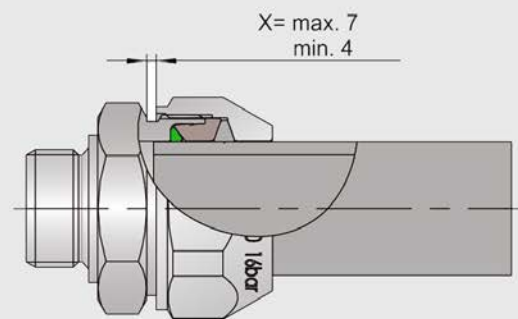
- Temperature range: -4 to 140 °F (-20 to +60 °C)
- Working pressure range: -14 to 232 psi (-0.95 to 16 bar)
- For aluminum pipe: Ø30 mm
- Permissible medium: compressed air, other media on request
- No machining of pipe ends is necessary
- Fast and easy installation
- Can easily be retrofitted
- Robust metal construction
- Innovative seal system
- High-quality design matches aluminum construction

Handling

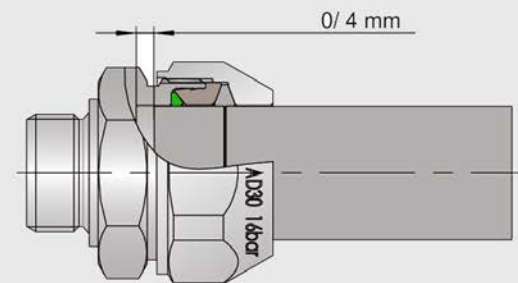
1. Length the tube at a right angle, no loose burrs allowed.



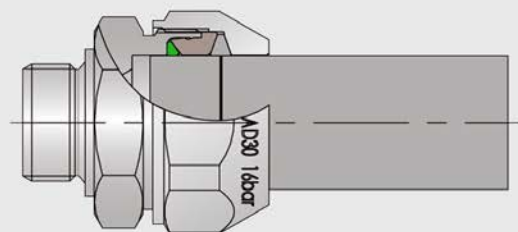
2. Unscrew the union nut until the specified value is reached.



3. Push the pipe inside until it stops. Permissible deviations as specified.



4. Tighten the union nut with 60-65 Nm.



We can provide the illustrated installation instruction MV2000-1 on your request.

Screw joints

starting on page 279

	Straight male stud couplings	page 279
	Double screw joints	page 279
	Elbow screw joints	page 279
	T-screw joints	page 280
	Manifold	page 280
	Closure piece	page 281

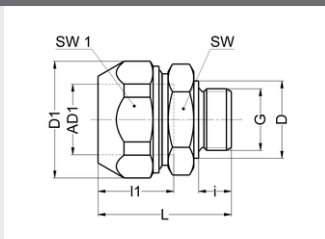
Screw joints for retrofitting

starting on page 283

	Straight male stud couplings	page 283
	Manifold	page 283
	T-Verteiler	page 283

Straight male stud coupling

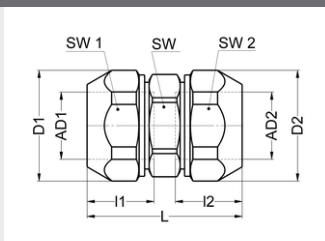
- For pipe with outside-Ø 30
- Whitworth pipe thread
- Sealing NBR
- Material Al anodized, AISI 420 (1.4021)
- Temperature range -4 to 140 °F (-20 to +60 °C)
- Working pressure -14 to 232 psi (-0,95 to 16 bar)
- Torque min. 60 Nm to max. 65 Nm



Part no.	G	AD1	SW	SW1	i	L	I1	D	D1	NW	g/piece
2028-1030	G3/4	30	41	46	14	57	32	33	50	20	117
2028-1230	G1	30	41	46	16	58	32	39	50	25	119

Double screw joint

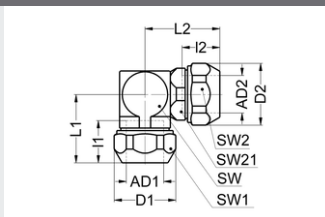
- For pipe with outside-Ø 30
- Whitworth pipe thread
- Sealing NBR
- Material Al anodized, AISI 420 (1.4021)
- Temperature range -4 to 140 °F (-20 to +60 °C)
- Working pressure -14 to 232 psi (-0,95 to 16 bar)
- Torque min. 60 Nm to max. 65 Nm



Part no.	AD1	AD2	SW	SW1	SW2	L	I1	I2	D1	D2	NW	g/piece
2033-3030	30	30	41	46	46	73	32	32	50	50	26	181

Elbow connector

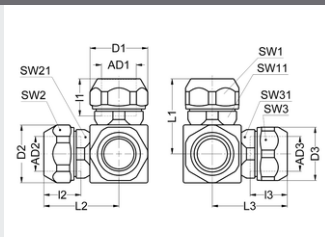
- For pipe with outside-Ø 30
- Whitworth pipe thread
- Sealing NBR
- Material Al anodized, AISI 420 (1.4021)
- Temperature range -4 to 140 °F (-20 to +60 °C)
- Working pressure -14 to 232 psi (-0,95 to 16 bar)
- Torque min. 60 Nm to max. 65 Nm



Part no.	AD1	AD2	SW	SW1	SW2	SW21	L1	L2	I1	I2	D1	D2	NW	g/piece
2077-303000	30	30	46	46	36	46	62	56	32	32	50	50	26	285

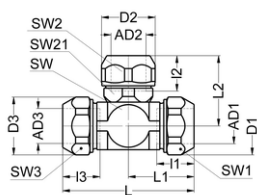
Elbow piece

- For pipe with outside-Ø 30
- Whitworth pipe thread
- Sealing NBR
- Material Al anodized, AISI 420 (1.4021)
- Temperature range -4 to 140 °F (-20 to +60 °C)
- Working pressure -14 to 232 psi (-0,95 to 16 bar)
- Torque min. 60 Nm to max. 65 Nm



Part no.	AD1	AD2	AD3	SW1	SW11	SW2	SW21	SW3	SW31	L1	L2	L3	I1	I2	I3	D1	D2	D3	NW	g/piece
2071-303030	30	30	30	46	36	46	36	46	36	66	66	66	32	32	32	50	50	50	26	504

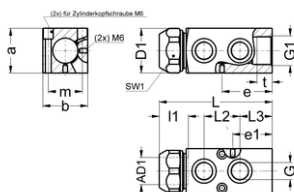
T-connector



- For pipe with outside-Ø 30
- Whitworth pipe thread
- Sealing NBR
- Material Al anodized, AISI 420 (1.4021)
- Temperature range -4 to 140 °F (-20 to +60 °C)
- Working pressure -14 to 232 psi (-0,95 to 16 bar)
- Torque min. 60 Nm to max. 65 Nm

Part no.	AD1	AD2	AD3	SW	SW1	SW2	SW21	SW3	L	L1	L2	I1	I2	I3	D1	D2	D3	NW	g/piece
2078-303030	30	30	32	41	46	46	36	46	113	57	62	32	32	32	50	50	50	26	371

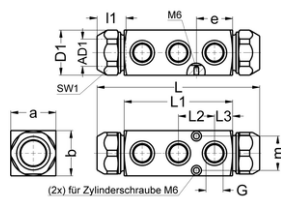
Manifold 2x2-fold



- For pipe with outside-Ø 30
- Whitworth pipe thread
- Sealing NBR
- Material Al anodized, AISI 420 (1.4021)
- Temperature range -4 to 140 °F (-20 to +60 °C)
- Working pressure -14 to 232 psi (-0,95 to 16 bar)
- Torque min. 60 Nm to max. 65 Nm

Part no.	G	G1	AD1	SW1	L	L2	L3	I1	D1	a	b	e	e1	m	m1	t	NW	g/piece
2004-220730	4x G1/2	G1	30	46	125	40	36	32	50	50	50	56	44	38		17	19	518

Manifold 2x3-fold

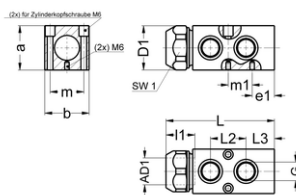


- For pipe with outside-Ø 30
- Whitworth pipe thread
- Sealing NBR
- Material Al anodized, AISI 420 (1.4021)
- Temperature range -4 to 140 °F (-20 to +60 °C)
- Working pressure -14 to 232 psi (-0,95 to 16 bar)
- Torque min. 60 Nm to max. 65 Nm

Part no.	G	AD1	SW1	L	L1	L2	L3	I1	D1	a	b	e	m	NW	g/piece
2002-120730	2x G1/2	30	46	139	80	40	20	32	50	50	50	40	38	19	520
2002-130730	3x G1/2	30	46	179	120	40	20	32	50	50	50	40	38	19	714
2002-220730	4x G1/2	30	46	139	80	40	20	32	50	50	50	40	38	19	501
2002-230730	6x G1/2	30	46	179	120	40	20	32	50	50	50	40	38	19	685

Closure manifold 2x2-fold

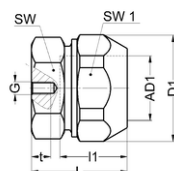
- For pipe with outside-Ø 30
- Whitworth pipe thread
- Sealing NBR
- Material Al anodized, AISI 420 (1.4021)
- Temperature range -4 to 140 °F (-20 to +60 °C)
- Working pressure -14 to 232 psi (-0,95 to 16 bar)
- Torque min. 60 Nm to max. 65 Nm



Part no.	G	AD1	SW1	L	L2	L3	I1	D1	a	b	e	e1	m	m1	NW	g/piece
2003-220730	4x G1/2	30	46	121	40	32	32	50	50	50	500	25	38	25	19	500

Closure piece

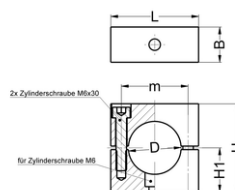
- For pipe with outside-Ø 30
- Whitworth pipe thread
- Sealing NBR
- Material Al anodized, AISI 420 (1.4021)
- Temperature range -4 to 140 °F (-20 to +60 °C)
- Working pressure -14 to 232 psi (-0,95 to 16 bar)
- Torque min. 60 Nm to max. 65 Nm



Part no.	G	AD1	SW	SW1	t	L	I1	D1	g/piece
2020-4530	M6	30	41	46	9	45	32	50	134
2020-5130	M8	30	41	46	11	47	32	50	143

Clamp

- Clamp for pipe with outside-Ø 30
- Mounting with M6 screw possible
- Clamp can be screwed to the distribution 2002 -, 2003 -, 2004 - and 2012 - ...
- Material Al anodized
- Galvanized steel screws




Part no.	D	L	B	H	H1	m	g/piece
2090-3025	30	50	20	50	25		86
2090-3035	30	50	20	60	35		111


Handling for retrofitting

Even for existing pipe-systems with a \varnothing 30 pipe Eisele offers a solution. By cutting out a defined piece of pipe, new connections can be installed by using the system PRO ALU 30.


1. Cut the pipe according to manifold length at right angles (see separate drawing).



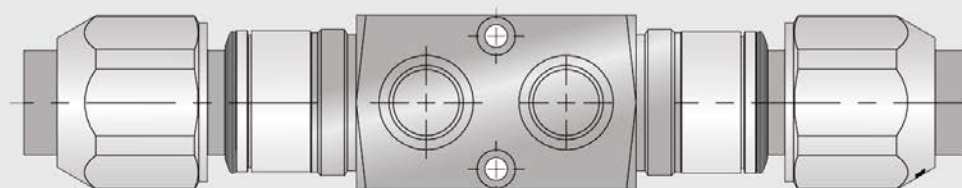
2. Push the Union nut + clamping ring on both sides of the pipe.



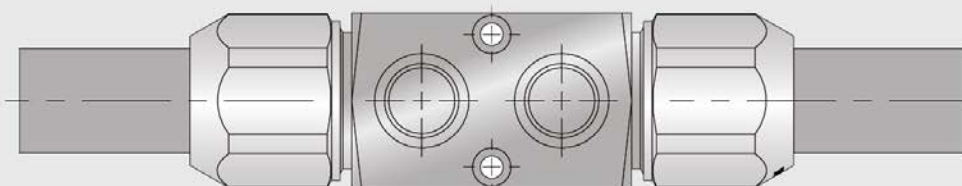
3. Put the flange completely on both sides of pipe.



4. Insert manifold (take care of the seal rings).



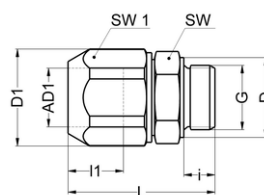
5. Fix the manifold - tighten the nut with 60-65 Nm.



We can provide the illustrated installation instruction MV2000-2 on your request.

Screw-in connector


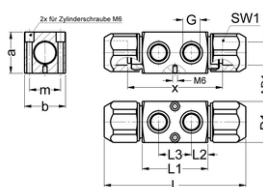
- For pipe with outside- \varnothing 30
- Whitworth pipe thread
- Sealing NBR
- Material Al anodized, AISI 420 (1.4021)
- Temperature range -4 to 140 °F (-20 to +60 °C)
- Working pressure -14 to 232 psi (-0,95 to 16 bar)
- Torque min. 60 Nm to max. 65 Nm
- Mounting instructions according to drawing - MV2000-2



Part no.	G	AD1	SW	SW1	i	L	I1	D	D1	NW	g/piece
2025-1230	G1	30	41	46	16	77	32	50	41	25	181

Manifold 2x2-fold, for lateral assembly

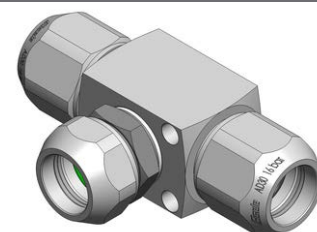
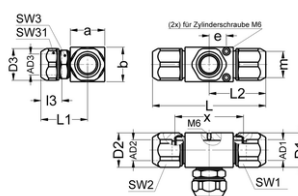
- For pipe with outside- \varnothing 30
- Whitworth pipe thread
- Sealing NBR
- Material Al anodized, AISI 420 (1.4021)
- Temperature range -4 to 140 °F (-20 to +60 °C)
- Working pressure -14 to 232 psi (-0,95 to 16 bar)
- Torque min. 60 Nm to max. 65 Nm
- Mounting instructions according to drawing - MV2000-2



Part no.	G	AD1	x	SW1	L	L1	L2	L3	D1	a	b	m	NW	g/piece
2012-220730	4x G1/2	30	106	46	173	80	20	40	50	50	50	38	19	600


Manifold for lateral assembly

- For pipe with outside- \varnothing 30
- Whitworth pipe thread
- Sealing NBR
- Material Al anodized, AISI 420 (1.4021)
- Temperature range -4 to 140 °F (-20 to +60 °C)
- Working pressure -14 to 232 psi (-0,95 to 16 bar)
- Torque min. 60 Nm to max. 65 Nm
- Mounting instructions according to drawing - MV2000-2



Part no.	AD1	AD2	AD3	x	SW1	SW2	SW3	L	L1	L2	I3	I3	D1	D2	D3	D3	a	b	e	m	NW	g/piece
2017-303030	30	30	30	100	46	46	46	163	94	81,5	32	32	50	50	50	50	50	50	25	38	25	710

Plastic tubes



Versatile range of tubes

- Standard compressed-air tubes as well as tubes for special applications and appropriate accessories
- Different tube materials for different application areas

Color and code versions possible

- Tubes can be delivered in many common colors, e.g. to indicate different fluids
- Labeling of tubes for coding is also possible

Package solutions of connectors and tubes

- Secure combinations of EISELE connectors and their matching tubes
- **Very suitable for applications due to limited tolerances and a high demand for no leakage**

On request we also offer tube solutions in other colors, sizes and materials.

Tube types

Kind of calibration:

- Tubes for push-in fittings - external calibration, OD produced with narrow tolerances. Typical structure: single-layered, not reinforced with fabric lining.
- Tubes for spigots – internal calibration. Partly reinforced.

Kind of flexibility:

- Furthermore, a distinction is made between tubes which are resistant and nonresistant to buckling. Polyurethane tubes (e.g. PU, HYDRO Eisele, Eisele ProWeld) or PVC tubes are permanently flexible and relatively impervious to buckling! All other tubes have a clearly visible deformation (e.g. whitening) after buckling; replacement should be done.

Resistance

Tube types	Damage by weak acids/bases or water	Stress crack by polar solvents	Microbial/ fungal damage	Physical radiation damage
Polyurethane (PU)	-	0	-	+*
Eisele Hydro/ProWeld	+	0	++	+
Polyamide (PA)	0/+	+	+	0
PFA	++	++	++	(UV) +

++	Excluded damage
+	Damage rarely
0	Damage occasionally
-	Damage often

*PU bilged stronger than Eisele Hydro

Temperatures

Temperature - Material



302 °F (150°C)	- PFA, PTFE (Teflon) at zero pressure up to 500 °F (260°C)
248 °F (120°C)	- FEP
212 °F (100°C)	- PA
194 °F (90°C)	- PU-Ether-based (Eisele ProWeld)
158 °F (70°C)	- PU-Ester-based (PU), NBR
140 °F (60°C)	- PE, PVC, PU-Ether-based (Eisele Hydro)
104 °F (40°C)	- PE

Working pressure

The operating pressure is obtained by dividing the burst pressure by a safety factor. Safety factors are between 2 to 4 depending on the application.

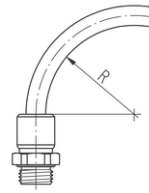
Example:

- 435 psi (30 bar) burst pressure at 20 ° C results in an operating pressure of
- 145 psi (10 bar) with a safety factor of 3,
 - 217 psi (15 bar) with a safety factor of 2

Eisele usually provides the burst pressure. Every customer can choose his required safety factor.

Plastic tube PE

- Made of polyethylene (PE)
- Color black (red, blue, green, yellow, natural, brown, orange and grey: specify when placing order; subject to extra charge)
- External calibration; for use with Eisele plug connectors
- Temperature range: 14 to 104°F (-10 to +40 °C)
- Free of plasticizer and halogen

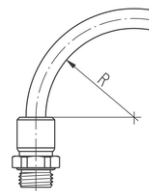


Part no.*	Outside Ø / Inside Ø	Maximum allowable working pressure at 73°F (23°C) (reference value)	min. allowable bend radius	g/m
99004-0402	4 / 2	20 bar (290,1 psi)	20	8,7
99004-4303	4,3 / 3	13 bar (188,5 psi)	20	6,9
99004-0503	5 / 3	15 bar (217,6 psi)	25	11,6
99004-0604	6 / 4	13 bar (188,5 psi)	30	14,5
99004-0806	8 / 6	8 bar (116 psi)	40	20,3
99004-1008	10 / 8	6 bar (87 psi)	60	26
99004-1209	12 / 9	9 bar (130,5 psi)	60	45,6
99004-1210	12 / 10	5 bar (72,5 psi)	85	31,9
99004-1411	14 / 11	8 bar (116 psi)	90	54,3
99004-1512	15 / 12	7 bar (101,5 psi)	90	58,7
99004-1613	16 / 13	6 bar (87 psi)	90	63

* Please add the desired tube color directly behind the part no.: 99XXX-XXXXCOLOUR – e.g. 99004-0402RED

Plastic tube PA

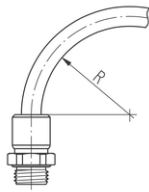
- Made of polyamide (PA)
- Color black (red, blue, green, yellow, natural, brown, orange and grey: specify when placing order; subject to extra charge)
- External calibration; for use with Eisele plug connectors
- Temperature range: -76 to 212 °F (-60 to +100 °C)
- Suitable for vacuum
- Free of PWIS and halogen
- Suitable for fuel
- For automotive industry according to DIN 73378
- Drag chain compliant



Artikel-Nr.*	Outside Ø / Inside Ø	Minimum burst pressure at 68°F (20°C)	Minimum burst pressure at 140°F (60°C)	min. allowable bend radius	g/m
99005-0302	3 / 1,7	105 bar (1522,9 psi)	-	20	4,9
99005-0402	4 / 2	145 bar (2103 psi)	82 bar (1189,3 psi)	20	9,7
99005-4303	4,3 / 3	76 bar (1102,3 psi)	43 bar (623,7 psi)	20	7,7
99005-0503	5 / 3	112 bar (1624,4 psi)	64 bar (928,2 psi)	25	12,9
99005-0604	6 / 4	89 bar (1290,8 psi)	51 bar (739,7 psi)	30	16,2
99005-0805	8 / 5	93 bar (1348,9 psi)	53 bar (768,7 psi)	40	31,5
99005-0806	8 / 6	63 bar (913,7 psi)	36 bar (522,1 psi)	40	22,7
99005-0906	9 / 6	89 bar (1290,8 psi)	51 bar (739,7 psi)	45	36,1
99005-1008	10 / 8	49,5 bar (717,9 psi)	28 bar (406,1 psi)	60	29,1
99005-1209	12 / 9	63 bar (913,7 psi)	36 bar (522,1 psi)	60	51
99005-1210	12 / 10	39,5 bar (572,9 psi)	22,5 bar (326,3 psi)	85	35,6
99005-1411	14 / 11	53 bar (768,7 psi)	30 bar (435,1 psi)	80	60,7
99005-1512	15 / 12	49,5 bar (717,9 psi)	28 bar (406,1 psi)	90	65,5
99005-1613	16 / 13	46 bar (667,2 psi)	26 bar (377,1 psi)	90	70,4
99005-1814	18 / 14	51 bar (739,7 psi)	29 bar (420,6 psi)	100	103,5
99005-2016	20 / 16	49 bar (710,7 psi)	28 bar (406,1 psi)	120	116,5

* Please add the desired tube color directly behind the part no.: 99XXX-XXXXCOLOUR – e.g. 99005-0402RED

Plastic tube PU

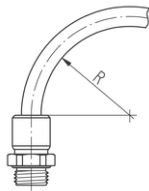


- Made of polyester-polyurethane (PU)
- Color black (red, blue, green, yellow, natural, brown, orange and grey: specify when placing order; subject to extra charge)
- External calibration; for use with Eisele plug connectors
- Temperature range: -31 to 158 °F (-35 to +70 °C)
- Free of plasticizers, PWIS, copper and PTFE
- Impervious to buckling and drag chain compliant
- Suitable for vacuum

Artikel-Nr.*	Outside Ø / Inside Ø	Minimum burst pressure at 68°F (20°C)	Minimum burst pressure at 140°F (60°C)	min. allowable bend radius	g/m
99003-0402	4 / 2,3	45 bar (652,7 psi)	24 bar (348,1 psi)	10	10
99003-0425	4 / 2,5	39 bar (565,6 psi)	23 bar (333,6 psi)	13	10
99003-4303	4,3 / 2,9	36 bar (522,1 psi)	22 bar (319,1 psi)	14	10
99003-0503	5 / 3,1	45 bar (652,7 psi)	23 bar (333,6 psi)	12	16
99003-0604	6 / 3,9	36 bar (522,1 psi)	23 bar (333,6 psi)	20	22
99003-0806	8 / 5,7	32 bar (464,1 psi)	20 bar (290,1 psi)	35	32
99003-1008	10 / 7,5	28 bar (406,1 psi)	16 bar (232,1 psi)	50	42
99003-1208	12 / 8	42 bar (609,2 psi)	26 bar (377,1 psi)	50	78
99003-1209	12 / 9	29 bar (420,6 psi)	17 bar (246,6 psi)	55	62
99003-1411	14 / 11	23 bar (333,6 psi)	15 bar (217,6 psi)	70	75
99003-1611	16 / 11	32 bar (464,1 psi)	21 bar (304,6 psi)	70	132

* Please add the desired tube color directly behind the part no.: 99XXX-XXXXCOLOUR – e.g. 99003-0402RED

Plastic tube Eisele Hydro



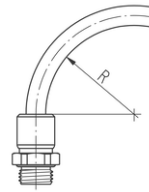
- Made of polyether-polyurethane (PU-H)
- Color imbued: black, blue, red
- External calibration; for use with Eisele plug connectors
- Temperature range: -31 to 140 °F (-35 to +60 °C)
- Free of halogen, plasticizers, PWIS, copper and PTFE
- Impervious to buckling and drag chain compliant
- Resistant to UV, hydrolysis and microbes
- FDA compliant according to 21 CFR 177.2600
- Suitable for vacuum

Artikel-Nr.*	Outside Ø / Inside Ø	Minimum burst pressure at 68°F (20°C)	Minimum burst pressure at 140°F (60°C)	min. allowable bend radius	g/m
99150-0425	4 / 2,5	33 bar (478,6 psi)	16 bar (232,1 psi)	10	8,5
99150-3925	5/32" (4/2,5)	33 bar (478,6 psi)	16 bar (232,1 psi)	10	8,5
99150-0604	6 / 4	32 bar (464,1 psi)	15 bar (217,6 psi)	10	18,3
99150-6341	1/4" (6,35/4,1)	32 bar (464,1 psi)	15,5 bar (224,8 psi)	10	22
99150-0806	8 / 6	27 bar (391,6 psi)	13 bar (188,5 psi)	21	28,7
99150-7906	5/16" (8/6)	27 bar (391,6 psi)	13 bar (188,5 psi)	21	28,7
99150-9565	3/8" (9,53/6,5)	28 bar (406,1 psi)	13,5 bar (195,8 psi)	25	46
99150-1007	10 / 7	28 bar (406,1 psi)	13 bar (188,5 psi)	28	46,5
99150-1208	12 / 8	32 bar (464,1 psi)	16 bar (232,1 psi)	33	72,9
99150-2785	1/2" (12,7/8,5)	29 bar (420,6 psi)	15,5 bar (224,8 psi)	23	84
99150-1410	14 / 10	27,1 bar (393,1 psi)	13,2 bar (191,4 psi)	33	72,9
99150-5908	5/8" (15,9/10,8)	30 bar (435,1 psi)	14,5 bar (210,3 psi)	38	133
99150-1611	16 / 11	30 bar (435,1 psi)	14 bar (203,1 psi)	38	123
99150-2014	20 / 14	28,8 bar (417,7 psi)	14 bar (203,1 psi)	-	ca. 187

* Please add the desired tube color directly behind the part no.: 99XXX-XXXXCOLOUR – e.g. 99150-0425RED

Plastic tube Eisele Hydro | translucent

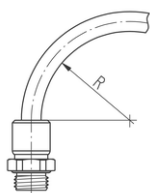
- Made of polyether-polyurethane (PU-H)
- Color transparent: natural, red, blue
- External calibration; for use with Eisele plug connectors
- Temperature range -31 to 140 °F (-35 to +60 °C)
- Free of halogen, plasticizers, PWIS, copper and PTFE
- Impervious to buckling and drag chain compliant
- Resistant to hydrolysis and microbes
- FDA compliant according to 21 CFR 177.2600
- Suitable for vacuum



Artikel-Nr.*	Outside Ø / Inside Ø	Minimum burst pressure at 68°F (20°C)	Minimum burst pressure at 140°F (60°C)	min. allowable bend radius	g/m
99151-0425	4 / 2,5	33 bar (478,6 psi)	16 bar (232,1 psi)	10	8,5
99151-3925	5/32" (4/2,5)	33 bar (478,6 psi)	16 bar (232,1 psi)	10	8,5
99151-0604	6 / 4	32 bar (464,1 psi)	15 bar (217,6 psi)	10	18,3
99151-6341	1/4" (6,35/4,1)	32 bar (464,1 psi)	15,5 bar (224,8 psi)	10	22
99151-0806	8 / 6	27 bar (391,6 psi)	13 bar (188,5 psi)	21	28,7
99151-7906	5/16" (8/6)	27 bar (391,6 psi)	13 bar (188,5 psi)	21	28,7
99151-9565	3/8" (9,53/6,5)	28 bar (406,1 psi)	13,5 bar (195,8 psi)	25	46
99151-1007	10 / 7	28 bar (406,1 psi)	13 bar (188,5 psi)	28	46,5
99151-1208	12 / 8	32 bar (464,1 psi)	16 bar (232,1 psi)	33	72,9
99151-2785	1/2" (12,7/8,5)	29 bar (420,6 psi)	15,5 bar (224,8 psi)	23	84
99151-1410	14 / 10	27,1 bar (393,1 psi)	13,2 bar (191,4 psi)	33	72,9
99151-5908	5/8" (15,9/10,8)	30 bar (435,1 psi)	14,5 bar (210,3 psi)	38	133
99151-1611	16 / 11	30 bar (435,1 psi)	14 bar (203,1 psi)	38	123
99151-2014	20 / 14	28,8 bar (417,7 psi)	14 bar (203,1 psi)	-	ca. 187

* Please add the desired tube color directly behind the part no.: 99XXX-XXXXCOLOUR – e.g. 99151-0425RED

Plastic tube Eisele ProWeld



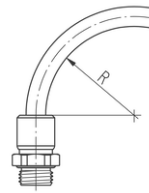
- Made of polyether-polyurethane
- Color black (red, blue, green, white)
- External calibration; for use with Eisele plug connectors
- Operating temperature: -31 to 194 °F (-35 to +90 °C)
- Suitable for compressed air, water
- Free of plasticizers, PWIS, halogen, copper and PTFE
- Impervious to buckling and drag chain compliant
- Resistant to UV, hydrolysis and microbes
- Flame-retardant according to UL94 V0 to V2
- Suitable for employment in welding
- Suitable for vacuum

Artikel-Nr.*	Outside Ø / Inside Ø	Minimum burst pressure at 68°F (20°C)	Minimum burst pressure at 140°F (60°C)	min. allowable bend radius	g/m
99118-0201	2 / 1	35 bar (507,6 psi)	-	-	-
99118-0302	3 / 2	45 bar (652,7 psi)	-	-	-
99118-0402	4 / 2	57 bar (826,7 psi)	40 bar (580,2 psi)	6,5	12,2
99118-3902	5/32" (4/2)	57 bar (826,7 psi)	40 bar (580,2 psi)	10	12,2
99118-4303	4,3/3	38 bar (551,1 psi)	-	-	-
99118-0603	6 / 3	57 bar (826,7 psi)	40 bar (580,2 psi)	8,5	27,5
99118-0604	6 / 4	40 bar (580,2 psi)	22 bar (319,1 psi)	12	22
99118-6343	1/4" (6,35/4,32)	41 bar (594,7 psi)	-	-	-
99118-0804	8 / 4	63 bar (913,7 psi)	37 bar (536,6 psi)	10	48,3
99118-7904	5/16" (8/4)	63 bar (913,7 psi)	37 bar (536,6 psi)	10	48,3
99118-0855	8 / 5,5	34 bar (493,1 psi)	18 bar (261,1 psi)	18	32,5
99118-7955	5/16" (8/5,5)	34 bar (493,1 psi)	18 bar (261,1 psi)	21	32,5
99118-9563	3/8" (9,53/6,35)	43 bar (623,7 psi)	-	-	-
99118-1006	10 / 6	49 bar (710,7 psi)	28 bar (406,1 psi)	15	64,5
99118-1208	12 / 8	34 bar (493,1 psi)	21 bar (304,6 psi)	24	80,8
99118-2781	1/2" (12,7/8,13)	47 bar (681,7 psi)	-	-	-
99118-1410	14 / 10	33 bar (478,6 psi)	18 bar (261,1 psi)	38	97,8
99118-1611	16 / 11	37 bar (536,6 psi)	19 bar (275,6 psi)	44	136,9
99118-2014	20 / 14	35 bar (507,6 psi)	ca. 16 bar (232,1 psi)	70	ca. 200

* Please add the desired tube color directly behind the part no.: 99XXX-XXXXCOLOUR – e.g. 99118-0402RED

Plastic tube PTFE

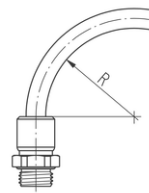
- Made of polytetrafluoroethylene (PTFE, Teflon)
- Color natural
- External calibration; for use with Eisele plug connectors
- Temperature range: -310 to 500 °F (-190 to +260 °C)
- Free of plasticizers, PWIS and copper
- Resistant to UV and solvents
- FDA compliant according to 21 CFR 177.2600
- Flame-retardant according to UL94 V0 to V2



Part no.	Outside Ø / Inside Ø	Minimum burst pressure at 68°F (20°C)	Minimum burst pressure at 122°F (50°C)	min. allowable bend radius	g/m
99001-0335	3 / 0,35	20 bar (290,1 psi)	17,5 bar (253,8 psi)	35	-
99001-0305	3 / 0,5	-	-	-	-
99001-0307	3 / 0,7	-	-	-	-
99001-0310	3 / 1	-	-	-	-
99001-0315	3 / 1,5	15 bar (217,6 psi)	13 bar (188,5 psi)	25	-
99001-0402	4 / 2	80 bar (1160,3 psi)	69 bar (1000,8 psi)	16	20,3
99001-4303	4,3 / 3	36 bar (522,1 psi)	21 bar (304,6 psi)	35	16,1
99001-0503	5 / 3	60 bar (870,2 psi)	52 bar (754,2 psi)	25	27,1
99001-0604	6 / 4	48 bar (696,2 psi)	31 bar (449,6 psi)	35	33,8
99001-0805	8 / 5	56 bar (812,2 psi)	48 bar (696,2 psi)	-	-
99001-0806	8 / 6	36 bar (522,1 psi)	31 bar (449,6 psi)	65	47,3
99001-0906	9 / 6	48 bar (696,2 psi)	31 bar (449,6 psi)	55	76
99001-1008	10 / 8	28 bar (406,1 psi)	24 bar (348,1 psi)	100	60,8
99001-1209	12 / 9	40 bar (580,2 psi)	34 bar (493,1 psi)	100	106,4
99001-1210	12 / 10	21 bar (304,6 psi)	18 bar (261,1 psi)	100	-
99001-1411	14 / 11	28 bar (406,1 psi)	18 bar (261,1 psi)	140	126,7
99001-1613	16 / 13	24 bar (348,1 psi)	21 bar (304,6 psi)	175	152


Plastic tube FEP

- Made of fluorinated ethylene-propylene copolymer (FEP)
- Color natural, transparent
- External calibration; for use with Eisele plug connectors
- Temperature range: -31 to 248 °F (-35 to +120 °C)
- Very flexible
- Free of plasticizer and copper
- Flame-retardant according to UL94 V0 to V2
- Resistant to UV, hydrolysis and microbes
- Stabilized against thermal degradation and light
- FDA compliant according to 21 CFR 177.2600
- Suitable for vacuum



Part no.	Outside Ø / Inside Ø	Minimum burst pressure at 68°F (20°C)	Minimum burst pressure at 140°F (60°C)	min. allowable bend radius	g/m
99501-0402	4 / 2	84 bar (1218,3 psi)	70 bar (1015,3 psi)	25	21
99501-0503	5 / 3	60 bar (870,2 psi)	52 bar (754,2 psi)	35	28
99501-0604	6 / 4	50 bar (725,2 psi)	40 bar (580,2 psi)	40	35
99501-0806	8 / 6	36 bar (522,1 psi)	29 bar (420,6 psi)	65	49
99501-0906	9 / 6	-	-	55	79
99501-1008	10 / 8	28 bar (406,1 psi)	22 bar (319,1 psi)	100	63
99501-1209	12 / 9	-	-	100	110

Plastic tube PFA



- Made of Perfluoro Alkoxyalkane (PFA)
- Color natural
- External calibration; for use with Eisele plug connectors
- Temperature range: -4 to 302 °F (-20 to +150 °C)
- Free of plasticizer and PWIS
- Resistant to UV, hydrolysis, microbes and solvents
- Stable against thermal degradation
- Resistant to weld spatter
- FDA compliant according to 21 CFR 177.2600
- Suitable for vacuum

Part no.	Outside Ø / Inside Ø	Minimum burst pressure at 68°F (20°C)	Minimum burst pressure at 140°F (60°C)	min. allowable bend radius	g/m
99221-0425	4 / 2,5	61 bar (884,7 psi)	50 bar (725,2 psi)	25	12
99221-3925	5/32" (4/2,5)	61 bar (884,7 psi)	50 bar (725,2 psi)	25	12
99221-0403	4 / 3	41 bar (594,7 psi)	34 bar (493,1 psi)	35	12
99221-0604	6 / 4	54 bar (783,2 psi)	44 bar (638,2 psi)	40	34
99221-6339	1/4" (6,35/3,9)	61 bar (884,7 psi)	50 bar (725,2 psi)	40	34
99221-0806	8 / 6	41 bar (594,7 psi)	34 bar (493,1 psi)	70	49
99221-7906	5/16 (8/6)	41 bar (594,7 psi)	34 bar (493,1 psi)	70	49
99221-0906	9 / 6	54 bar (783,2 psi)	44 bar (638,2 psi)	65	49
99221-9563	3/8" (9,53/6,38)	53 bar (768,7 psi)	42 bar (609,2 psi)	65	49
99221-1007	10 / 7	59 bar (855,7 psi)	40 bar (580,2 psi)	75	87
99221-1209	12 / 9	41 bar (594,7 psi)	34 bar (493,1 psi)	100	125
99221-1210	12 / 10	27 bar (391,6 psi)	22 bar (319,1 psi)	150	-
99221-1412	14 / 12	23 bar (333,6 psi)	17 bar (246,6 psi)	-	-
99221-1614	16 / 14	20 bar (290,1 psi)	15 bar (217,6 psi)	-	-
99221-2795	1/2" (12,7/8,5)	40 bar (580,2 psi)	33 bar (478,6 psi)	110	125

Plastic tube PVDF

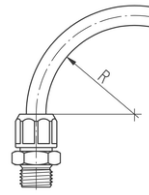


- Made of Polyvinylidene fluoride (PVDF)
- Color natural
- External calibration; for use with Eisele plug connectors
- Temperature range: -40 to +150 °C (-40 to 302 °F)
- Resistant to UV
- Non flammable (according to UL94 V-0)
- Resistant to a wide range of chemicals
- Low gas permeability

Artikel-Nr.*	Outside Ø* / Inside Ø	Maximum allowable working pressure at 73°F (23°C) (reference value)	min. allowable bend radius	g/m
99401-0402	4 / 2	166 bar (2407,6 psi)	60	17
99401-0604	6 / 4	100 bar (1450,4 psi)	75	28
99401-0806	8 / 6	71 bar (1029,8 psi)	85	39
99401-1008	10 / 8	55 bar (797,7 psi)	100	50
99401-1210	12 / 10	45 bar (652,7 psi)	125	62

Plastic tube PVC | fiber-reinforced

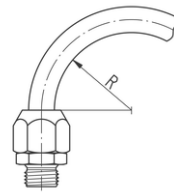
- Made of polyvinylchloride (PVC), fiber-reinforced
- Color blue, other colors on request
- Usable for screw joints of program 10
- Temperature range 14 to 140 °F (-10 to +60 °C)



Part no.	Outside Ø / Inside Ø	Minimum burst pressure at 68°F (20°C)	Minimum burst pressure at 140°F (60°C)	min. allowable bend radius	g/m
99006-0604	6,2 / 4	140 bar (2030,5 psi)	98 bar (1421,4 psi)	50	19,5
99006-0806	8,2 / 6	122 bar (1769,5 psi)	84 bar (1218,3 psi)	60	32,7
99006-1008	10 / 8	122 bar (1769,5 psi)	84 bar (1218,3 psi)	65	40,5
99006-1109	11,6 / 9	105 bar (1522,9 psi)	77 bar (1116,8 psi)	70	51,8
99006-1210	12,5 / 10	98 bar (1421,4 psi)	70 bar (1015,3 psi)	80	51,9
99006-1512	15 / 12,5	98 bar (1421,4 psi)	70 bar (1015,3 psi)	100	69,3
99006-1713	17,6 / 13	98 bar (1421,4 psi)	70 bar (1015,3 psi)	100	140,1

Compressed-air tube PVC fabric lining

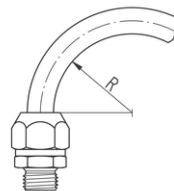
- Made of polyvinylchloride (PVC) with fabric lining
- Color green-transparent
- Usable for screw joints and spigots
- Temperature range 14 to 140 °F (-10 to +60 °C)



Part no.	Outside Ø / Inside Ø	Minimum burst pressure at 68°F (20°C)	Minimum burst pressure at 140°F (60°C)	min. allowable bend radius	g/m
99007-1004	10 / 4	92 bar (1334,3 psi)	56 bar (812,2 psi)	15	76,9
99007-1206	12 / 6	80 bar (1160,3 psi)	48 bar (696,2 psi)	25	98,7
99007-1408	14 / 8	72 bar (1044,3 psi)	44 bar (638,2 psi)	30	114,1
99007-1509	15 / 9	64 bar (928,2 psi)	40 bar (580,2 psi)	35	132,8
99007-1610	16 / 10	56 bar (812,2 psi)	36 bar (522,1 psi)	40	146,6
99007-2112	21 / 12	56 bar (812,2 psi)	36 bar (522,1 psi)	70	274,8
99007-2013	20 / 13	48 bar (696,2 psi)	28 bar (406,1 psi)	55	207,3
99007-2619	26,8 / 19,4	40 bar (580,2 psi)	24 bar (348,1 psi)	130	-
99007-260190	26 / 19	40 bar (580,2 psi)	24 bar (348,1 psi)	130	-

Plastic tube NBR with metal braiding

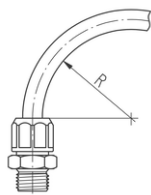
- Made of Perbunan (NBR) with metal braiding
- Color silver
- Usable for screw joints
- Temperature range -4 to 212°F (-20 to +100 °C)
- Usable with commercial fuels such as oil, diesel, gasoline, heating oil as well as water and air



Artikel-Nr.*	Outside Ø* / Inside Ø	Maximum allowable working pressure at 73°F (23°C) (reference value)	min. allowable bend radius	g/m
99009-0704	7 / 4	20 bar	70	82
99009-0906	9 / 6	15 bar	80	117,4
99009-1209	12 / 9	10 bar	90	173

* Outer diameter without metal braiding. The Metal Braiding adds about 1mm.

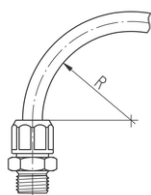

Double compressed-air tube PU



- Made of polyurethane (PU)
- Color black / blue
- External calibration; for use with Eisele plug connectors
- Temperature range -31 to 140°F (-35 to +60 °C)
- Suitable for vacuum

Part no.	Outside Ø / Inside Ø	Maximum allowable working pressure at 73°F (23°C) (reference value)	min. allowable bend radius	g/m
99002-0402	4 / 2	21 bar	10	23
99002-0425	4 / 2,5	12 bar	10	19
99002-0604	6 / 4	14 bar	30	42,8
99002-0806	8 / 6	12 bar	45	60,4
99002-1008	10 / 8	10 bar	60	78
99002-4303	4,3 / 3	12 bar	15	19,4

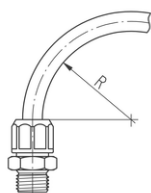

Spring coil PU



- Made of polyurethane (PU)
- Color blue, other colors on request
- External calibration; for use with Eisele plug connectors
- Temperature range 5 to 131 °F (-15 to +55 °C)
- With axial outlet
- Free of plasticizer, PWIS and halogen
- Suitable for vacuum

Part no.*	Outside Ø / Inside Ø	Maximum allowable working pressure at 73°F (23°C) (reference value)	min. allowable bend radius	Effective operating length	Coil diameter, inside	g/piece
99503-402504	6 / 4	8 bar	30	2500	40	86
99503-405004	6 / 4	8 bar	30	5000	40	172
99503-502506	8 / 6	7 bar	45	2500	50	121
99503-505006	8 / 6	7 bar	45	5000	50	242

Spring coil PA



- Made of polyamide (PA)
- Color blue, other colors on request
- External calibration; for use with Eisele plug connectors
- Temperature range -4 to 158 °F (-20 to +70 °C)
- With axial outlet
- Suitable for vacuum

Part no.*	Outside Ø / Inside Ø	Maximum allowable working pressure at 73°F (23°C) (reference value)	min. allowable bend radius	Effective operating length	Coil diameter, inside	g/piece
99505-602504	6 / 4	15 bar	40	2500	60	81
99505-605004	6 / 4	15 bar	40	5000	60	162
99505-802506	8 / 6	12 bar	55	2500	80	114
99505-805006	8 / 6	12 bar	55	5000	80	227
99505-905009	12 / 9	10 bar	55	5000	90	510

Tube bundling spiral

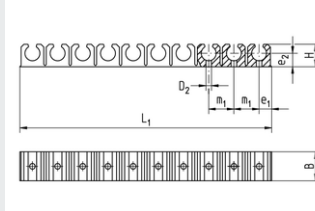
- Material polyethylene (PE)
- Color natural
- Temperature range 14 to 104 °F (-10 to +40 °C)



Part no.	g/m
99008-1209	50,1

Seal retaining strip (for tubes)

- With grooved pins
- Material PA6 GF, black
- Temperature range 14 to 140 °F (-10 to +60 °C)
- Packaging unit 10 piece



Part no.	Number of tubes	for tube	B	H	L1	D2	e1	e2	m1	g/piece
99012-0503	10	5 / 3	13,5	9	96	2,5	4,3	6	9,7	11
99012-0604	10	6 / 4	13,5	9	105	3	5,2	5,5	10,5	11
99012-0806	10	8 / 6	15,5	12	135	3	6,8	7,5	13,5	17
99012-1008	6	10 / 8	17	15	180	3,2	9	9	18	18
99012-1109	6	11,6 / 9	17,5	16,5	194	3,4	10,5	10	19,4	19

Tube cutter

- For compressed-air tubes with outer- \varnothing 14 mm
- Material plastic black / steel
- Packaging unit 1 piece



Part no.		g/piece
99605-0014	Tube cutter for outer diameter up to 14	30
99605-00149	Spare blade for outer diameter up to 14	1

Tube cutter



- For compressed-air tubes with outer- \varnothing 22 mm
- Material zinc die-casting / steel
- Packaging unit 1 piece

Part no.		g/piece
99606-0022	Tube cutter for outer diameter up to 22 (with bag)	240
99606-00229	Spare blade for outer diameter up to 22	2

Type designation	Page
1	
10-layer seal retaining strip	295
4	
4-way connector	104,127,149
4-way piece	266
4-way screw joint	32
B	
Banjo bolt	42-43,69-70,114,156
Banjo bolt for high banjos	42
Banjo bolt with female thread short model	43-44,70,114,170
Banjo bolt with throttle check valve	184-189
Banjo bolt with throttle check valve for high banjos	186,189
Banjo bolt with throttle valve	190-192
Banjo bolt with throttle valve for high banjos	192
Banjo bolt short model	41-42,69,113-114,156-157,170
Banjo bolt short model for high banjos	41
Blow gun for compressed air	248
Blow valve for compressed air	248
Bulkhead connector	105,128,150
Bulkhead connector with female thread	128,151
Bulkhead nipple	230
Bulkhead screw joint	32-33,66
Bulkhead screw joint with female thread	33
Bulkhead spigot	167
C	
Closure plug	66,108,153
Closure screw with chambered O-ring	236
Closure-cap	241
Color coding	115,157
Compressed-air tube PVC fabric lining	293
Connector with female thread	86,122
Corner shut-off valve	257-258
Cross spigot	167
D	
Double banjo	38-40,68,112-113,154-155
Double banjo bolt for swivel distributor	44-45
Double compressed-air tube PU	294
Double connector	102,126,147
Double nipple	224,228
Double nipple with chambered O-Ring	225
Double nipple with chambered O-ring	226
Double nipple with chambered O-ring, one-sided	225
Double nipple with hexagon socket	223
Double nipple removable	229-230
Double nipple, cylindrical-metrical	226
Double plug	108,152
Double ring nozzle	169
Double screw joint	30,65
Double spigot	166,219
Double swivel connector	29-30,101
Double swivel connector short model	29,146
Double swivel distributor	45-46
Double swivel joint	99

Type designation	Page
Double swivel screw joint	27-28,64
Double swivel screw joint short model	26-27,64
Double swivel spigot short model	164-165
E	
Elbow bulkhead connector swiveling	151
Elbow connector	31,65,103,126,148
Elbow connector with female thread swiveling	140
Elbow elongated.....	240
Elbow force-fitting connector swiveling	110
Elbow piece.....	240,266
Elbow piece with female thread 90°	238
Elbow piece with female male thread 90°	238
Elbow piece with male thread 90°	238
Elbow piece, 45°	240
Elbow plug.....	106,129,152
Elbow rotary connector	93
Elbow screw-in connector.....	20,61,124,264
Elbow screw-in connector 45° swiveling.....	95
Elbow screw-in connector 45°, swiveling	95
Elbow screw-in connector R-thread.....	93
Elbow screw-in connector lockable	92
Elbow screw-in connector long model	124-125
Elbow screw-in connector swiveling	87-89,92-93,123,125,139-140
Elbow screw-in connector swiveling with hexagon socket.....	142
Elbow screw-in connector swiveling with hexagon socket long.....	142-143
Elbow screw-in connector swiveling NPT-thread.....	90
Elbow screw-in connector swiveling R-thread	91
Elbow screw-in connector swiveling long	141
Elbow screw-in connector swiveling long model	94
Elbow screw-in connector, swiveling.....	97
Elbow screw-in connector, swiveling with NPT-thread.....	90
Elbow screw-in spigot pivoting.....	162-163
Elbow spigot.....	166
Elbow-screw-in connector lockable.....	124
Exhaust-side throttle with muffler	258
Extension.....	249
Extension-sleeve	227
F	
Force-fitting connector.....	109
G	
Gerader Einschraubstutzen.....	227
H	
Hand valve 2/2 ways	256
Hand valve 3/2 ways	256
L	
L screw-in connector swiveling	102,147
L screw-in connector, swiveling.....	147
L screw-in joint	30,239
M	
Manifold block.....	265,268-271,273-274
Manifold block equipped.....	272
Manifold block equipped 2 seals.....	272
Manifold block equipped 90°.....	272

Type designation	Page
Manifold block, 6-fold	270,273
Manifold block, 9-fold	273
Manifold 2 inlets 1-side.....	267,269,271
Manifold, 1 inlet, 1-side	267,271
N	
Non-return valve	252-254
Nozzle.....	249
P	
Pilot operated check valve	213
Plastic tube Eisele Hydro	288-289
Plastic tube Eisele ProWeld	290
Plastic tube FEP	291
Plastic tube NBR with metal braiding.....	293
Plastic tube PA.....	287
Plastic tube PE	287
Plastic tube PFA	292
Plastic tube PTFE.....	291
Plastic tube PU.....	288
Plastic tube PVC fiber-reinforced.....	293
Plastic tube PVDF.....	292
Plug nipple with male thread for shutoff on both sides	176
Plug nipple with female thread.....	175
Plug nipple with female thread and check valve.....	176
Plug nipple with male thread.....	176
Plug nipple with male thread and check valve.....	177
Plug nipple with screw joint.....	178
Plug nipple with screw joint for NBR compressed-air tube	179
Plug nipple with screw joint for PVC compressed-air tube.....	179
Plug nipple with screw joint with check valve	178
Plug spigot	177
Plug spigot with check valve.....	178
Pressure gauge	115-116
Q	
Quick exhaust valve	255
Quick-release coupling with female thread for shutoff on both sides.....	173
Quick-release coupling with female thread.....	173
Quick-release coupling with hose spigot	174
Quick-release coupling with male thread.....	174
Quick-release coupling with screw joint	175
R	
Reducing plug	106,128,151
S	
Screw joint for pressure gauge	34
Screw joint with female thread.....	19,61
Screw plug	236-237
Screw-in connector.....	81-82,85,120-122,135-137
Screw-in connector with check valve	138
Screw-in connector with shut-off valve.....	84-85
Screw-in connector NPT-thread	83,136
Screw-in connector R-thread.....	83-84
Screw-in tube spigot	218
Seal ring	49-50,74-75,243-244
Sealing nut with seal	33

Type designation	Page
Shut-off valve	257
Shut-off valve with micro adjustment.....	258
Silencer.....	259
Single banjo.....	35-37,53,55,67-68,111,153-154
Single banjo for throttle.....	112,154
Single ring nozzle	168,222
Single swivel connector	24-25
Single swivel connector with hexagon socket	98
Single swivel connector with throttle and klick function	206
Single swivel connector with throttle check valve	193-198,200-205,207-212
Single swivel connector with throttle check valve (R-thread).....	196
Single swivel connector with throttle check valve NPT-thread	202
Single swivel connector with throttle check valve R-thread.....	203
Single swivel connector with throttle check-valve (inlet-side throttle)	199
Single swivel connector with throttle check-valve (outlet-side throttle).....	196
Single swivel connector with throttle valve	205
Single swivel connector short model.....	24,96,143
Single swivel joint	97
Single swivel joint with manual override.....	214
Single swivel screw joint	22-23,53,55,63
Single swivel screw joint short model.....	21-22,62
Single swivel spigot with throttle check valve	211-212
Single swivel spigot short model.....	163,222
Sleeve.....	235
Sleeve with nut	230
Soldering screw joint.....	34
Spacer seal ring.....	50,75,244
Spring coil PA.....	294
Spring coil PU.....	294
Straight male stud coupling.....	17-19,52,55,60-61
Straight rotary connector	85
Straight screw-in spigot	162
T	
T-connector.....	31,65,103,127,148
T-piece	239,266
T-piece with female thread.....	239
T-screw-in connector swiveling.....	98-99,125-126,144
T-screw-in connector swiveling with hexagon socket long	145
T-screw-in connector swiveling with hexagon socket	145
T-screw-in connector swiveling NPT-thread	100
T-screw-in joint.....	25
T-screw-in piece.....	264
T-screw-in spigot pivoting.....	164
T-spigot	166
Thread adapter.....	228,231-234
Thread adapter with chambered O-ring	232-233
Threaded bushing	227
Threaded bushing with union nut.....	231
Triple banjo bolt for swivel distributor	45
Triple swivel distributor	46
Tube bundling.....	295
Tube connecting spigot.....	223

Type designation	Page
Tube connecting spigot not removable.....	223
Tube cutter.....	295-296
Tube spigot.....	219
Tube spigot with spherical nipple.....	221
Tube spigot with union nut.....	220,222
Tube spigot not removable.....	219
U	
Union nut for tube spigot.....	221
Union nut with cutting ring.....	71
V	
VS seal ring.....	47-48,72-73,241,243
VS spacer seal ring.....	47-48,72-73,242
Y	
Y-connector.....	104,127,149-150
Y-connector, double.....	105,107,150
Y-plug.....	107,129,152
Y-spigot.....	167

Article No.	Page	Article No.	Page	Article No.	Page	Article No.	Page
N688-0202BG	100	SA997	196	SA1320-0808	231	VT1428-0204CNI	120
N688-0204BG	100	SA857	196	SA1313-0605	234	VT1428-0206CNI	120
N688-0206BG	100	SA927	196	SA1313-0807	234	VT1428-0402CNI	120
N688-0263BG	100	SA837	199	SA1394-1102	115,157	VT1428-0404CNI	120
N688-0404BG	100	SA829	270	SA1394-1104	115,157	VT1428-0406CNI	120
N688-0406BG	100	SA832	273	SA1394-1106	115,157	VT1428-0408CNI	120
N688-0408BG	100	SA834	273	SA1394-1108	115,157	VT1428-0409CNI	120
N688-0409BG	100	SA1031	273	SA1394-1109	115,157	VT1428-0606CNI	120
N688-0427BG	100	SA836	274	SA1394-1202	115,157	VT1428-0608CNI	120
N688-0463BG	100	SA1287	196	SA1394-1204	115,157	VT1428-0609CNI	120
N688-0495BG	100	SA923-0806	225	SA1394-1206	115,157	VT1441-0202CNI	129
N688-0606BG	100	SA1065	226	SA1394-1208	115,157	VT1441-0404CNI	129
N688-0608BG	100	SA1259-0404	240	SA1394-1209	115,157	VT1441-0606CNI	129
N688-0609BG	100	SA1259-0606	240	SA1394-1302	115,157	VT1457-4802CNI	125
N688-0611BG	100	SA1259-0808	240	SA1394-1304	115,157	VT1457-4804CNI	125
N688-0612BG	100	SA1259-1010	240	SA1394-1306	115,157	VT1457-5002CNI	125
N688-0627BG	100	SA1259-0604	240	SA1394-1308	115,157	VT1457-5202CNI	125
N688-0695BG	100	SA1259-0806	240	SA1394-1309	115,157	VT1457-5204CNI	125
N688-0808BG	100	SA1259-0454	240	SA1454-0306	222	VT1462-0202CNI	121
N688-0809BG	100	SA1029-1008	226	SA1454-0510	222	VT1462-0204CNI	121
N688-0811BG	100	SA1029-1208	226	SA1454-0713	222	VT1462-0206CNI	121
N688-0812BG	100	SA1029-1210	226	SA1454-0916	222	VT1462-0402CNI	121
N688-0827BG	100	SA1302-03	269	SA1454-1120	222	VT1462-0404CNI	121
N688-0895BG	100	SA1302-07	269	SA1454-1325	222	VT1462-0406CNI	121
N234-0404KKG634	202	SA1303-0307	269	SA1452-0400	240	VT1462-0408CNI	121
N234-0463KKG634	202	SA1304-03	270	SA1452-0600	240	VT1462-0409CNI	121
N234-0495KKG634	202	SA1304-05	270	SA1452-0800	240	VT1462-0606CNI	121
N234-0606KKG634	202	SA1304-07	270	SA1452-1000	240	VT1462-0608CNI	121
N234-0608KKG634	202	SA1305-0249	234	SA1452-1200	240	VT1462-0609CNI	121
N234-0695KKG634	202	SA1305-0401	234	SA1452-0454	240	VT1463-4802CNI	121
N234-0809KKG634	202	SA1305-0603	234	SA1452-0604	240	VT1463-4804CNI	121
N234-0827KKG634	202	SA1305-0803	234	SA1452-0806	240	VT1463-5002CNI	121
R234-0201KKG134	196	SA1305-0805	234	SA1452-1008	240	VT1463-5004CNI	121
R234-0403KKG134	196	SA1305-1007	234	SA1394-1111	115,157	VT1463-5202CNI	121
R234-0605KKG134	196	SA1305-1207	234	SA1394-1112	115,157	VT1463-5204CNI	121
R234-0807KKG134	196	SA1305-1209	234	SA1394-1211	115,157	VT1463-5402CNI	121
R234-0208KKG634	203	SA1307-01	235	SA1394-1212	115,157	VT1463-5404CNI	121
R234-0408KKG634	203	SA1307-11	235	SA1394-1311	115,157	VT1463-5406CNI	121
R234-0608KKG634	203	SA1308	227	SA1394-1312	115,157	VT1477-0200CNI	126
R234-0808KKG634	203	SA1309-07	241	SA1468	273	VT1477-0400CNI	126
R688-0404BG	100	SA1309-11	241	SA1615-040506	272	VT1478-0200CNI	127
R688-0463BG	100	SA1311-0802	228	SA1615-040508	272	VT1478-0400CNI	127
R688-0606BG	100	SA1311-0804	228	SA1615-060506	272	VT1482-0202CNI	124
R688-0608BG	100	SA1311-1006	228	SA1615-060508	272	VT1482-0406CNI	124
R688-0695BG	100	SA1311-1208	228	SA1675-03	271	VT1486-0202CNI	123
R688-0809BG	100	SA1312-0454	227	SA1697-040506	272	VT1486-0204CNI	123
R688-0827BG	100	SA1312-0604	227	SA1692-040506	272	VT1486-0206CNI	123
SA1029-0404	226	SA1312-0806	227	SA1697-0405011	268	VT1486-0402CNI	123
SA1029-0606	226	SA1312-1008	227	SA832/1	268	VT1486-0404CNI	123
SA1029-0808	226	SA1312-1210	227	SA1259-1008	240	VT1486-0406CNI	123
SA1029-0402	226	SA1312-1412	227	SA1534	122	VT1486-0408CNI	123
SA1029-0604	226	SA1314-1005	230	SA1535	124	VT1486-0409CNI	123
SA1029-0806	226	SA1314-1007	230	SA1503-0201K	97	VT1486-0606CNI	123
SA923-0404	225	SA1315-0404	227	SA1503-0403K	97	VT1486-0608CNI	123
SA923-0606	225	SA1315-0606	227	SA1503-0605K	97	VT1486-0609CNI	123
SA923-0808	225	SA1315-0808	227	SA1503-0807K	97	VT1487-5002CNI	123
SA826	234	SA1315-1010	227	SA1503-5453K	97	VT1487-5202CNI	123
SA831	97	SA1315-1212	227	SA1039	97	VT1487-5402CNI	123
SA839	97	SA1316-0400	240	SA1794-0201K	206	VT1487-5404CNI	123
SA858	97	SA1318-0610	219	SA1820-0460	226	VT1487-5406CNI	123
SA863	97	SA1318-0813	219	SA1820-0860	226	VT1402-0102CNI	128
SA984	97	SA1319-06	219	SA1820-0866	226	VT1402-0304CNI	128
SA849	98	SA1319-10	219	SA1820-086630	226	VT1487-5004CNI	123
SA996	99	SA1319-13	219	VT1402-0306CNI	128	VT1487-4802CNI	123
SA856	196	SA1319-20	219	VT1421-0402CNI	128	VT1487-4804CNI	123
SA816	196	SA1320-0606	231	VT1428-0202CNI	120	VT1487-5204CNI	123

Article No.	Page	Article No.	Page	Article No.	Page	Article No.	Page
VT1482-0204CNI	124	VT1417-0304CNI	122	14-55PVC	49,74,2	23-12	236
VT1482-0206CNI	124	VT1417-0306CNI	122	14-61PVC	49,74,2	23-14	236
VT1482-0402CNI	124	VT1419-0404CNI	129	14-45AL	49,74,2	23-16	236
VT1482-0404CNI	124	VT1419-0606CNI	129	15-0120AL	49,74,2	24-4800GNI	236
VT1457-5004CNI	125	VT1428-0812CNI	120	15-0120PVC	49,74,2	24-5000GNI	236
VT1433-0202CNI	126	VT1440-5002CNI	124	15-01AL	49,74,2	25-5500	33
VT1433-0404CNI	126	VT1462-0208CNI	121	15-01PVC	49,74,2	25-5300	33
VT1433-0606CNI	126	VT1462-0812CNI	121	15-0320AL	49,74,2	25-5700	33
VT1433-0808CNI	126	VT1463-4604CNI	121	15-0320PVC	49,74,2	26-5304	34
VT1433-0909CNI	126	VT1475-0202CNI	127	15-03AL	49,74,2	26-5306	34
VT1477-0600CNI	126	VT1475-0404CNI	127	15-03PVC	49,74,2	27-0304	34
VT1477-0800CNI	126	VT1475-0606CNI	127	15-0520AL	49,74,2	27-0306	34
VT1477-0900CNI	126	VT1475-0808CNI	127	15-0520PVC	49,74,2	27-0308	34
VT1478-0600CNI	127	VT1475-0909CNI	127	15-05AL	49,74,2	28-0204	17
VT1478-0800CNI	127	VT1486-0812CNI	123	15-05PVC	49,74,2	28-0204KST	17
VT1478-0900CNI	127	VT1488-0206CNI	125	15-0720AL	49,74,2	28-0206	17
VT1480-0202CNI	128	VT1488-0404CNI	125	15-0720PVC	49,74,2	28-0206KST	17
VT1480-0404CNI	128	VT1488-0406CNI	125	15-07AL	49,74,2	28-0208	17
VT1480-0606CNI	128	VT1489-5002CNI	126	15-07PVC	49,74,2	28-0243	17
VT1480-0808CNI	128	VT1457-4602CNI	125	15-0920PVC	49,74,2	28-0404	17
VT1480-0909CNI	128	VT1457-4604CNI	125	15-1120PVC	49,74,2	28-0404KST	17
VT1402-0104CNI	128	628D-0406	85	15-1120AL	49,74,2	28-0406	17
VT1402-0106CNI	128	628D-0408	85	17-0143	19	28-0406KST	17
VT1402-0302CNI	128	628D-0409	85	17-0304	19	28-0409KST	17
VT1402-0308CNI	128	686D-0406	93	17-0308	19	28-0604	17
VT1402-0309CNI	128	686D-0408	93	17-0712	19	28-0606	17
VT1421-0602CNI	128	2002-120730	280	17-0103	19	28-0606KST	17
VT1421-0604CNI	128	2002-130730	280	17-0104	19	28-0608	17
VT1428-0604CNI	120	2002-220730	280	17-0106	19	28-0609KST	17
VT1428-0804CNI	120	2002-230730	280	17-0108	19	28-0612	17
VT1428-0806CNI	120	2003-220730	281	17-0306	19	28-0806	17
VT1428-0808CNI	120	2017-303030	283	17-0504	19	28-0808	17
VT1428-0809CNI	120	2020-4530	281	17-0506	19	28-0813	17
VT1429-4802CNI	120	2020-5130	281	17-0508	19	28-0203	17
VT1429-4804CNI	120	2025-1230	283	17-0509	19	28-0209	17
VT1429-5002CNI	120	2028-1030	279	17-0510	19	28-0408	17
VT1429-5004CNI	120	2028-1230	279	17-0704	19	28-0409	17
VT1429-5202CNI	120	2033-3030	279	17-0706	19	28-0609	17
VT1429-5204CNI	120	2071-303030	279	17-0708	19	28-0610	17
VT1486-0208CNI	123	2077-303000	279	17-0710	19	28-0613	17
VT1486-0209CNI	123	2078-303030	280	18-02	237	28-0804	17
VT1486-0604CNI	123	2090-3025	281	18-04	237	28-0810	17
VT1486-0804CNI	123	2090-3035	281	19-02	237	28-0812	17
VT1486-0806CNI	123	10-0911	245	19-04	237	28-0809	17
VT1486-0808CNI	123	10-1113	245	19-06	237	29-5003	18
VT1486-0809CNI	123	10-1315	245	19-08	237	29-5004	18
VT1482-0408CNI	124	10-1417	245	19-10	237	29-5043	18
VT1482-0409CNI	124	10-1820	245	20-02	237	29-5443	18
VT1482-0604CNI	124	10-2023	245	20-04	237	29-5604	18
VT1482-0606CNI	124	11-0812	245	20-06	237	29-6604	18
VT1482-0608CNI	124	11-1016	245	20-08	237	29-5403	18
VT1482-0609CNI	124	11-1220	245	21-42	237	29-5404	18
VT1482-0804CNI	124	11-1625	245	21-50	237	29-5406	18
VT1482-0806CNI	124	14-41PVC	49,74,2	23-02	236	29-5408	18
VT1482-0808CNI	124	14-49AL	49,74,2	23-0200GNI	236	29-5606	18
VT1482-0809CNI	124	14-49PA	50,75,2	23-02ST	236	29-5608	18
VT1479-0200CNI	127	14-49PVC	49,74,2	23-04	236	29-5804	18
VT1479-0400CNI	127	14-55AL	49,74,2	23-0400GNI	236	29-5806	18
VT1479-0600CNI	127	14-5720AL	49,74,2	23-04ST	236	29-5808	18
VT1479-0800CNI	127	14-57AL	49,74,2	23-06	236	29-6204	18
VT1483-5002CNI	125	14-57PVC	49,74,2	23-0600GNI	236	29-6206	18
VT1483-5004CNI	125	14-6120AL	49,74,2	23-08	236	29-6208	18
VT1463-4602CNI	121	14-61AL	49,74,2	23-0800GNI	236	29-6606	18
VT1487-4602CNI	123	14-6520AL	49,74,2	23-1000GNI	236	29-6608	18
VT1417-0102CNI	122	14-65AL	49,74,2	23-1200GNI	236	29-6612	18
VT1417-0104CNI	122	14-65PVC	49,74,2	23-10	236	30-0204	19

Article No.	Page	Article No.	Page	Article No.	Page	Article No.	Page
30-0206	19	34-06061	35	37-0106	220	38-0606	27
30-0208	19	34-0606K	21	37-0304	220	38-06061	38
30-0404	19	34-0608	22	37-03042	220	38-0606K	26
30-0406	19	34-0608K	21	37-0306	220	38-0608	27
30-0408	19	34-06091	35	37-03062	220	38-0608K	26
30-0604	19	34-0609K	21	37-0309	220	38-06091	38
30-0606	19	34-0804K	21	37-0504	220	38-0609K	26
30-0608	19	34-0806	22	37-05042	220	38-0804K	26
32-0408	30	34-0808K	21	37-0506	220	38-0806	27
32-0608	30	34-0810K	21	37-05062	220	39-5003	28
32-0406	30	34-0812K	21	37-0509	220	39-50031-1	39
33-5604	30	34-08131	35	37-05092	220	39-5003K	26
33-5606	30	35-5004	23	37-0513	220	39-5043	28
33-5808	30	35-5004K	21	37-0706	220	39-5403	28
34-0204	22	35-5403	23	37-0709	220	39-5408	28
34-02041KST	37	35-5406	23	37-0713	220	39-5443	28
34-0204KKST	22	35-5443	23	37-0308	220	39-56041	38
34-0206	22	35-5604	23	37-0508	220	39-5606	28
34-02061	35-36	35-56081	36	37-0511	220	39-56061	38
34-02061KST	37	35-58041	36	37-0711	220	39-5608	28
34-0206K	21	35-58061	36	37-01092	220	39-56081	38
34-0206KKST	22	35-58081	36	38-02041KST	39	39-5804	28
34-0208K	21	35-62041	36	38-0204K	26	39-58041	38
34-02091	35	35-62061	36	38-0204KKST	27	39-5806	28
34-02431	35-36	35-62081	36	38-0206	27	39-58061	38
34-0404	22	35-66041	36	38-02061	38	39-5808	28
34-04041	35	35-66081	36	38-02061KST	39	39-58081	38
34-04041KST	37	35-66121	36	38-0206KKST	27	39-6204	28
34-0404K	21	35-5000	43	38-02081	38	39-62041	38
34-0404KKST	22	35-5003	23	38-0243	27	39-6206	28
34-0406	22	35-50031	36	38-04041KST	39	39-62061	38
34-04061	35	35-50031-1	36	38-0404KKST	27	39-6208	28
34-04061KST	37	35-5003K	21	38-0406	27	39-62081	38
34-0408	22	35-50041	36	38-04061	38	39-6604	28
34-06081	35	35-50041-1	36	38-04061KST	39	39-66041	38
34-06101	35	35-5043	23	38-0406KKST	27	39-6606	28
34-0610K	21	35-50431	36	38-0604	27	39-66061	38
34-0804	22	35-50431-1	36	38-0604K	26	39-66081	38
34-08041	35	35-5043K	21	38-06081	38	39-50031	39
34-08061	35	35-5404	23	38-0804	27	39-5004	28
34-0806K	21	35-5408	23	38-08041	38	39-50041	39
34-0808	22	35-56041	36	38-08061	38	39-50041-1	39
34-08081	35	35-5606	23	38-0806K	26	39-5004K	26
34-08101	35	35-56061	36	38-0808	27	39-50431	39
34-08121	35	35-5608	23	38-08081	38	39-50431-1	39
34-0813K	21	35-5804	23	38-0808K	26	39-5043K	26
34-0203	22	35-5806	23	38-08131	38	39-5404	28
34-02031	35-36	35-5808	23	38-0813K	26	39-5406	28
34-0203K	21	35-6204	23	38-0203	27	39-5604	28
34-02041	35-36	35-6206	23	38-02031	38	39-6608	28
34-0204K	21	35-6208	23	38-0203K	26	40-0104	221
34-0208	22	35-6604	23	38-0204	27	40-0106	221
34-02081	35-36	35-6606	23	38-02041	38	40-0304	221
34-0209K	21	35-66061	36	38-0206K	26	40-0306	221
34-0243	22	35-6608	23	38-0208	27	40-0309	221
34-0243K	21	35-6612K	23	38-0208K	26	40-0504	221
34-0406K	21	35-5010K	69,113,	38-02431	38	40-0506	221
34-0406KKST	22	35-4200K	41,170	38-0243K	26	40-0509	221
34-04081	35	35-5000K	41,69,1	38-0404	27	40-0706	221
34-0408K	21	36-0100	221	38-04041	38	40-0709	221
34-04091	35	36-0300	221	38-0404K	26	40-0713	221
34-0409K	21	36-03002	221	38-0406K	26	40-0508	221
34-0604	22	36-0500	221	38-0408	27	40-0511	221
34-06041	35	36-05002	221	38-04081	38	40-0711	221
34-0604K	21	36-0700	221	38-0408K	26	41-4242	224
34-0606	22	37-0104	220	38-06041	38	41-5050	224

Article No.	Page	Article No.	Page	Article No.	Page	Article No.	Page
42-0202	224	44-0412	218	63-0808V5	229	70-0449GNI	232
42-0202GNI	225	47-0004	223	63-1010	229	70-0601	231
42-0404	224	47-0006	223	63-1212	229	70-0601GNI	232
42-04042	224	47-0009	223	63-1212V5	229	70-0603	231
42-0404GNI	225	47-0011	223	63-1010V5	229	70-0603GNI	232
42-0606	224	47-0013	223	64-0202	228	70-0801GNI	232
42-06062	224	47-0406	223	64-0404	228	70-0803	231
42-0606GNI	225	47-0609	223	64-0606	228	70-0803GNI	232
42-0808	224	47-0911	223	64-0808	228	70-0805	231
42-0808GNI	225	47-1113	223	64-1010	228	70-0805GNI	232
42-1010	224	50-0200	44	64-1212	228	70-1003GNI	232
42-1010GNI	225	50-0400	44	64-1414	228	70-1005	231
42-1212	224	50-0600	44	65-0402	228	70-1005GNI	232
42-1212GNI	225	50-0800	44	65-0604	228	70-1007	231
42-1414	224	51-5000	44	65-0806	228	70-1007GNI	232
43-0250	224	51-5400	45	66-0201	233	70-1203	231
43-0402	224	51-5600	45	66-0401	233	70-1207	231
43-0402GNI	225	51-5800	45	66-0403	233	70-1207GNI	232
43-0602	224	52-0200	45	66-0603	233	70-1209	231
43-0604	224	52-0400	45	66-0605	233	70-1209GNI	232
43-0604GNI	225	52-0600	45	66-0805	233	70-5041	231
43-0804GNI	225	52-0800	45	66-0807	233	71-0249	230
43-0806	224	56-4953	235	66-4241	233	71-0401	230
43-0806GNI	225	57-4901	235	66-5049	233	71-0603	230
43-1008	224	58-0204	30	66-1007	233	71-0803	230
43-1008GNI	225	58-0206	30	66-1009	233	71-0805	230
43-1208	224	58-0208	30	66-0201GNI	233	72-0202	223
43-1208GNI	225	58-0404	30	66-0403GNI	233	72-0404	223
43-1210	224	58-0406	30	66-0605GNI	233	72-0606	223
43-1210GNI	225	58-0408	30	66-0807GNI	233	73-0401	232
43-0602GNI	225	59-01	235	66-5049GNI	233	73-0601	232
43-0804	224	59-03	235	67-0203	233	73-0603	232
43-1412	224	59-05	235	67-0405	233	73-0801	232
43-0250GNI	225	59-07	235	67-0607	233	73-0803	232
43-0802GNI	225	59-09	235	67-0203GNI	233	73-0805	232
43-1004GNI	225	59-11	235	68-0204	52	73-1003	232
44-0204	218	60-41	235	68-0404	52	73-1005	232
44-0206	218	60-49	235	68-0406	52	73-1007	232
44-0209	218	61-0204	20	68-0408	52	73-1205	232
44-0404	218	61-0204KST	20	68-0410	52	73-1207	232
44-0406	218	61-0206	20	68-0604	52	73-1209	232
44-0409	218	61-0206KST	20	68-0606	52	73-1407	232
44-0413	218	61-0208	20	68-0608	52	73-1409	232
44-0606	218	61-0404	20	68-0609	52	73-1411	232
44-06062	218	61-0404KST	20	68-0613	52	74-02043	222
44-0609	218	61-0406	20	68-0808	52	74-0204K	222
44-06092	218	61-0406KST	20	68-0810	52	74-02063	222
44-0613	218	61-0408	20	68-0813	52	74-0206K	222
44-0806	218	61-0409KST	20	68-1013	52	74-04063	222
44-0809	218	61-0609KST	20	68-0206	52	74-0406K	222
44-0813	218	62-0204	25	68-0409	52	74-04093	222
44-0819	218	62-0206	25	68-0610	52	74-0409K	222
44-1013	218	62-0208	25	68-0612	52	74-06063	222
44-1019	218	62-0404	25	68-0804	52	74-0606K	222
44-5002	218	62-0406	25	68-0806	52	74-06093	222
44-5003	218	62-0408	25	68-0809	52	74-0609K	222
44-0408	218	63-0202	229	68-0812	52	76-0202NI	230
44-0411	218	63-0202V5	229	68-1019	52	76-0402NI	230
44-0604	218	63-0402	229	68-1219	52	76-0404NI	230
44-0608	218	63-0404	229	68-1019B	52	76-0606NI	230
44-0611	218	63-0404V5	229	68-1219B	52	76-0808NI	230
44-0808	218	63-0604	229	70-0249	231	76-1010NI	230
44-0811	218	63-0606	229	70-0249GNI	232	76-1212NI	230
44-0814	218	63-0606V5	229	70-0401	231	77-0400	31
44-0818	218	63-0806	229	70-0401GNI	232	77-0600	31
44-1222	218	63-0808	229	70-0449	231	77-0800	31

Article No.	Page	Article No.	Page	Article No.	Page	Article No.	Page
78-0300	31	92-0204	174	97-0604	178	138-0201	29
78-0400	31	92-0206	174	97-0606	178	138-02013	40
78-0400KST	31	92-0404	174	97-0806	178	138-0201K	29
78-0600	31	92-0406	174	97-4302	178	138-0403	29
78-0600KST	31	92-0606	174	98-0302	175	138-04033	40
78-0604	31	92-0610	174	98-0402	175	138-0403K	29
78-0800	31	92-0806	174	98-0404	175	138-0605	29
78-0804	31	92-0810	174	98-0604	175	138-06053	40
78-0806	31	92-1010	174	98-0606	175	138-0605K	29
78-0900KST	31	92-5002	174	98-0806	175	138-0807	29
78-4300	31	93-0302	174	98-4302	175	138-0807K	29
79-0400	32	93-0402	174	100-49	266	139-4241K	29
79-0600	32	93-0404	174	101-49	266	139-5049	30
79-0800	32	93-0406	174	102-49	266	139-42413	40
80-0303	32	93-0604	174	103-0606	179	139-50493	40
80-0404	32	93-0606	174	103-0906	179	139-50493-1	40
80-0404K	32	93-0904	174	104-0105	265	139-5049K	29
80-0404KST	33	93-0906	174	104-0307	265	140-0102	256
80-0606	32	93-0910	174	104-4101	265	140-0506	256
80-0606KST	33	93-1106	174	104-4901	265	140-0910	256
80-0808	32	93-1110	174	106-0104	33	140-4950	256
80-0909	32	93-1306	174	106-0106	33	140-0304	256
80-0909KST	33	93-1310	174	106-0306	33	140-0708	256
80-4343	32	93-1610	174	106-0308	33	140-1112	256
81-0304	32	93-1910	174	106-0506	33	141-0102	256
81-0406	32	94-0104	175	106-0508	33	141-0304	256
81-0408	32	94-0106	175	106-0509	33	141-0506	256
81-0608	32	94-0304	175	107-4904	33	141-0708	256
82-0604	34	94-0306	175	107-4903	33	141-0910	256
82-1004	34	94-0506	175	107-4943	33	141-1112	256
82-1006	34	94-0510	175	110-0304	254	142-0602	253
82-1208	34	94-0706	175	110-0506	254	142-0804	253
82-1410	34	94-0710	175	110-0102	254	142-1004	253
82-1612	34	94-0910	175	112-0200	258	142-1206	253
83-01	265	94-4902	175	112-0400	258	142-1508	253
83-03	265	95-0202	176	112-0600	258	142-1808	253
83-05	265	95-0204	176	112-0800	258	142-2210	253
83-07	265	95-0206	176	112-5000	258	144-0408	254
84-53	265	95-0404	176	116-0102	255	144-0410	254
84-57	265	95-0406	176	116-0304	255	144-0815	254
84-65	265	95-0606	176	116-0506	255	144-0206	254
85-0102	264	95-0610	176	116-0708	255	144-0612	254
85-0304	264	95-0806	176	116-4950	255	144-0818	254
85-0506	264	95-0810	176	117-0102	255	144-1022	254
85-0708	264	95-1010	176	117-0304	255	146-0604	253
86-0102	264	95-5002	176	117-0506	255	146-0806	253
86-0304	264	95A-0205	176	117-0708	255	146-1008	253
86-0506	264	95A-0405	176	117-4950	255	146-1210	253
86-0708	264	96-0302	177	134-02013	37	146-1512	253
87-4950	264	96-0402	177	134-0201K	24	146-1816	253
87-5354	264	96-0404	177	134-06053	37	146-2220	253
87-5758	264	96-0406	177	134-0605K	24	147-0204	252
88-4950	264	96-0604	177	134-0807	24	147-0406	252
91-0104	173	96-0606	177	134-08073	37	147-0408	252
91-0106	173	96-0906	177	134-0807K	24	147-0610	252
91-0304	173	96-0910	177	134-0201	24	147-0812	252
91-0306	173	96-1106	177	134-0403	24	147-0816	252
91-0506	173	96-1110	177	134-04033	37	147-1020	252
91-0510	173	96-1306	177	134-0403K	24	148-0104	252
91-0706	173	96-1310	177	134-0605	24	148-0306	252
91-0710	173	96-1610	177	135-4241K	24	148-0308	252
91-0910	173	96-1910	177	135-42413	37	148-0510	252
91-4902	173	97-0302	178	135-5049	25	148-0712	252
91A-0105	173	97-0402	178	135-50493	37	148-0716	252
91A-0305	173	97-0404	178	135-5049K	24	148-0920	252
92-0202	174	97-0406	178	138-08073	40	158-0201134	213

Article No.	Page	Article No.	Page	Article No.	Page	Article No.	Page
158-0403134	213	190-0600	46	234-0215	186	234-0206634	201
158-0605134	213	192-0200	46	234-0400	185	234-0406634	201
158-0807134	213	192-0400	46	234-0400KV1	184	234-0408634	201
159-0201K134	214	192-0600	46	234-0400KV2	184	234-0604634	201
162-0304	255	192-0800	46	234-0400V1	185	234-0495634	201
165-0200	259	194-0106	176	234-0400V2	186	234-0627634	201
165-0400	259	194-0306	176	234-0402K834	207	234-0695634	201
165-0600	259	194-0506	176	234-0402K8341	207	234-0827634	201
165-0800	259	194-0510	176	234-0402K8342	208	234-0895634	201
165-1000	259	194-0706	176	234-0403134	195	234-0263K634	200
165-1200	259	194-0710	176	234-0404K34	193	234-0463K634	200
165-5000	259	194-0910	176	234-0404K341	193	234-0206K74	212
174-02041	53	195-0206	177	234-0404K342	193	234-0406K74	212
174-04061	53	195-0406	177	234-0404K834	207	234-080674	211
174-04091	53	195-0606	177	234-0404K8341	207	234-0204634	201
174-06061	53	195-0610	177	234-0404K8342	208	234-0409634	201
174-06091	53	195-0806	177	234-0406K34	193	234-0806834	208
174-0610	53	195-0810	177	234-0406K341	193	234-0808834	208
174-06101	53	195-1010	177	234-0406K342	193	234-020434	194
174-06131	53	196-0406	178	234-0406K834	207	234-040634	194
174-08131	53	196-0606	178	234-0406K8341	207	234-0204K74	212
174-10131	53	196-0906	178	234-0406K8342	208	234-0404K74	212
174-10191	53	196-0910	178	234-0408K834	207	234-020474	211
174-1219	53	196-1110	178	234-0419	186	234-020674	211
174-12191	53	196-1306	178	234-0422	186	234-040474	211
174-0204	53	196-1310	178	234-0605134	195	234-040674	211
174-0406	53	196-1610	178	234-060634	194	235-5002K835	208
174-0408	53	196-1910	178	234-0606834	208	235-5003K35	195
174-04081	53	197-0606	178	234-060834	194	235-5003K835	208
174-0409	53	197-0806	178	234-0608834	208	235-5004K35	195
174-0606	53	200-06	248	234-080634	194	235-5004K835	208
174-0608	53	200-09	248	234-0807134	195	235-5043K35	195
174-06081	53	200-13	248	234-080834	194	235-5043K835	208
174-0609	53	205-00	248	234-0202K634	200	235-5049K135	196
174-0613	53	205-06	248	234-0202K6341	200	235-5400	185
174-0813	53	205-09	248	234-0202K6342	201	235-5400V1	185
174-1013	53	225-0620	249	234-0204K634	200	235-5400V2	186
174-1019	53	225-5620	249	234-0204K6341	200	235-5600	185
174-0612	53	226-0620	249	234-0204K6342	201	235-5600V1	185
174-06121	53	226-5620	249	234-0206K634	200	235-5600V2	186
178-0204	55	227-0620	249	234-0206K6341	200	235-5800	185
178-0406	55	227-5620	249	234-0206K6342	201	235-5800V1	185
178-0606	55	228-0615	249	234-0208K634	200	235-5800V2	186
178-0609	55	228-5615	249	234-0402K634	200	235-5002K635	202
178-0206	55	234-0200	185	234-0402K6341	200	235-5003K635	202
178-0404	55	234-0200KV1	184	234-0402K6342	201	235-5004K635	202
178-0409	55	234-0200KV2	184	234-0404K634	200	235-5043K635	202
178-0806	55	234-0200V1	185	234-0404K6341	200	235-5000K	185
178-0809	55	234-0200V2	186	234-0404K6342	201	235-5010K	185
182-02041	55	234-0201134	195	234-0406K634	200	235-5002K335	211
182-04091	55	234-0202K834	207	234-0406K6341	200	235-5004K335	211
182-06091	55	234-0202K8341	207	234-0406K6342	201	235-4202K635	202
182-0204	55	234-0202K8342	208	234-0408K634	200	235-540434	194
182-0406	55	234-0204K34	193	234-0606634	201	235-580635	194
182-04061	55	234-0204K341	193	234-0608634	201	235-5006K635	202
182-0409	55	234-0204K342	193	234-0806634	201	235-544334	194
182-0609	55	234-0204K834	207	234-0808634	201	235-540334	194
184-0800	45	234-0204K8341	207	234-0200K	184	235-540634	194
184-0400	45	234-0204K8342	208	234-0400K	184	235-540834	194
184-0600	45	234-0206K34	193	234-0204K334	211	235-560435	194
186-0400	46	234-0206K341	193	234-0206K334	211	235-560635	194
186-0600	46	234-0206K342	193	234-0404K334	211	235-560835	194
186-0800	46	234-0206K834	207	234-0406K334	211	235-580435	194
190-0800	46	234-0206K8341	207	234-0609634	201	235-580835	194
190-0200	45-46	234-0206K8342	208	234-0809634	201	236-0200	188
190-0400	46	234-0208K834	207	234-0811634	201	236-0200KV1	187

Article No.	Page	Article No.	Page	Article No.	Page	Article No.	Page
236-0200KV2	187	236-0400K	187	241-5010K	191	335-50023	168
236-0200V1	188	236-0204K334	212	250-0101	257	335-50033	168
236-0200V2	189	236-0206K334	212	250-0202	257	335-50043	168
236-0201134	198	236-0404K334	212	250-0303	257	335-50023-1	168
236-0202K834	209	236-0406K334	212	250-0404	257	335-50033-1	168
236-0202K8341	209	236-0406634	204	250-0505	257	335-50043-1	168
236-0202K8342	210	236-0408634	204	250-0606	257	338-0203K	164
236-0204K34	197	237-5002K835	210	250-0707	257	338-0204K	164
236-0204K341	197	237-5003K35	198	250-0808	257	338-0206K	164
236-0204K342	197	237-5003K835	210	252-0303	258	338-0403K	164
236-0204K834	209	237-5004K35	198	252-0505	258	338-0404K	164
236-0204K8341	209	237-5004K835	210	252-0707	258	338-0406K	164
236-0204K8342	210	237-5043K35	198	260-0101	258	338-02033	169
236-0206K34	197	237-5043K835	210	260-0202	257	338-02043	169
236-0206K341	197	237-5049K135	198	260-0303	258	338-02063	169
236-0206K342	197	237-5400	188	260-0404	257	338-04033	169
236-0206K834	209	237-5400V1	188	260-0505	258	338-04043	169
236-0206K8341	209	237-5400V2	189	260-0707	258	338-04063	169
236-0206K8342	210	237-5600	188	268-1225	52	339-4202K	165
236-0215	189	237-5600V1	188	268-1638	52	339-4203K	165
236-0400	188	237-5600V2	189	310-0506	256	339-5002K	165
236-0400KV1	187	237-5800	188	314-0204	219	339-5003K	165
236-0400KV2	187	237-5800V1	188	314-5003	219	339-5004K	165
236-0400V1	188	237-5800V2	189	314-5004	219	339-42023	169
236-0400V2	189	237-5002K635	205	317-0303	223	339-42033	169
236-0402K834	209	237-5003K635	205	317-0304	223	339-50023	169
236-0402K8341	209	237-5004K635	205	317-0404	223	339-50033	169
236-0402K8342	210	237-5043K635	205	317-0406	223	339-50043	169
236-0403134	198	237-5000K	188	328-0202	162	375-0202	167
236-0404K34	197	237-5010K	188	328-0203	162	375-0303	167
236-0404K341	197	237-5002K335	212	328-0204	162	375-0404	167
236-0404K342	197	237-5004K335	212	328-0206	162	375-0606	167
236-0404K834	209	239-5000K	44,114	328-0403	162	377-0200	166
236-0404K8341	209	240-0200	191	328-0404	162	377-0300	166
236-0404K8342	210	240-0200KV1	190	328-0406	162	377-0400	166
236-0406K34	197	240-0200KV2	190	329-4202	162	377-0600	166
236-0406K341	197	240-0200V1	191	329-4203	162	378-0200	166
236-0406K342	197	240-0200V2	192	329-5002	162	378-0300	166
236-0406K834	209	240-0215	192	329-5003	162	378-0400	166
236-0406K8341	209	240-0400	191	329-5004	162	378-0600	166
236-0406K8342	210	240-0400KV1	190	332-0203	166	379-0200	167
236-0419	189	240-0400KV2	190	332-0304	166	379-0300	167
236-0422	189	240-0400V1	191	332-0406	166	379-0400	167
236-0208K834	209	240-0400V2	192	333-0202	166	379-0600	167
236-0408K834	209	240-0419	192	333-0303	166	380-0202	167
236-0202K634	203	240-0422	192	333-0404	166	380-0303	167
236-0202K6341	204	240-0200K	190	333-0606	166	380-0404	167
236-0202K6342	204	240-0400K	190	334-0203K	163	380-0606	167
236-0204K634	203	240-0204K634	205	334-0204K	163	381-0203	167
236-0204K6341	204	240-0206K634	205	334-0206K	163	381-0304	167
236-0204K6342	204	240-0208K634	205	334-0403K	163	381-0406	167
236-0206K634	203	240-0404K634	205	334-0404K	163	386-0203	162
236-0206K6341	204	240-0406K634	205	334-0406K	163	386-0204	162
236-0206K6342	204	240-0408K634	205	334-02033	168	386-0206	162
236-0208K634	203	240-0606634	205	334-02043	168	386-0403	162
236-0402K634	203	240-0811634	205	334-02063	168	386-0404	162
236-0402K6341	204	241-5400	191	334-04033	168	386-0406	162
236-0402K6342	204	241-5400V1	191	334-04043	168	387-4202	163
236-0404K634	203	241-5400V2	192	334-04063	168	387-4203	163
236-0404K6341	204	241-5600	191	335-4202K	163	387-5002	163
236-0404K6342	204	241-5600V1	191	335-4203K	163	387-5003	163
236-0406K634	203	241-5600V2	192	335-5002K	163	387-5004	163
236-0406K6341	204	241-5800	191	335-5003K	163	388-0203	164
236-0406K6342	204	241-5800V1	191	335-5004K	163	388-0204	164
236-0408K634	203	241-5800V2	192	335-42023	168	388-0206	164
236-0200K	187	241-5000K	191	335-42033	168	388-0403	164

Article No.	Page	Article No.	Page	Article No.	Page	Article No.	Page
388-0404	164	528-0406	60	534-0608K	62	538-02041	68
388-0406	164	528-0408	60	534-0800K	41,69	538-0206	64
389-4202	164	528-0604	60	534-0804K	62	538-02061	68
389-4203	164	528-0606	60	534-0806	63	538-0206K	64
389-5002	164	528-0608	60	534-0806K	62	538-02431	68
389-5003	164	528-0804	60	534-0808	63	538-0404	64
389-5004	164	528-0806	60	534-02021	67	538-0404K	64
400-0400	239	528-0808	60	534-0202K	62	538-0406K	64
400-0600	239	529-5002	61	534-02031	67	538-02021	68
400-0800	239	529-5003	61	534-0203K	62	538-0202K	64
402-0100	239	529-5004	61	534-0204K	62	538-02031	68
402-0300	239	529-5043	61	534-02081	67	538-0204	64
402-0500	239	529-5404	60	534-0208K	62	538-0204K	64
402-0700	239	529-5406	60	534-02431	67	538-0208	64
402-1100	239	529-5408	60	534-0404	63	538-02081	68
402-1107	239	529-5604	60	534-04041	67	538-0208K	64
407-0403	239	529-5606	60	534-04081	67	538-0243K	64
410-0200	238	529-5608	60	534-0408K	62	538-04041	68
410-0400	238	529-5804	60	534-0604	63	538-0406	64
410-0600	238	529-5806	60	534-06041	67	538-04061	68
410-0800	238	529-5808	60	534-0606	63	538-0408	64
410-0454	238	533-0606	65	534-06061	67	538-04081	68
410-0806	238	533-0202	65	534-06081	67	538-0408K	64
410-1000	238	533-0303	65	534-0804	63	539-5004K	64
410-1008	238	533-0404	65	534-08041	67	539-5043K	64
410-1200	238	533-0808	65	534-08061	67	539-50021	68
412-0700	238	533-4343	65	534-08081	67	539-5002K	64
412-1100	238	534-015010	50,75,2	534-0808K	62	539-50031	68
414-0807	238	534-0200	42,69	534-8104SM	71	539-5003K	64
414-1211	238	534-02002KKST	42	534-8306SM	71	539-50041	68
491-5000	115	534-035010	50,75,2	534-8508SM	71	539-50431	68
492-0200	116	534-0400	42,69	534-0200K	41,69	548-0600K	43,70
514-5550AL	48,73,2	534-04002KKST	42	534-0400K	41,69	548-0800K	43,70
514-5750AL	48,73,2	534-0422	42	535-5400	43,70	548-0200K	43,70,1
514-6150AL	48,73,2	534-055010	50,75,2	535-5600	43,70	548-0400K	43,70,1
514-6550AL	48,73,2	534-0600	42,69	535-6200	43	561-0204	61
514-5522	48,73,2	534-0621	42	535-6600	43	561-0206	61
514-5722	48,73,2	534-0621K	41	535-5002K	62	561-0208	61
515-0122	47,72,2	534-0624	42	535-5043K	62	561-0404	61
515-0150AL	47,72,2	534-0628	42	535-5404	63	561-0406	61
515-0150MS	47,72,2	534-075010	50,75,2	535-5406	63	561-0408	61
515-0322	47,72,2	534-0800	42,69	535-5604	63	577-0400	65
515-0350AL	47,72,2	534-0828	42	535-5606	63	577-0600	65
515-0350MS	47,72,2	534-0828K	41	535-5608	63	577-0800	65
515-0522	47,72,2	534-1028	42	535-5800	43,70	578-0200	65
515-0550AL	47,72,2	534-1036	42	535-5804	63	578-0300	65
515-0550MS	47,72,2	534-1236	42	535-58041	67	578-0600	65
515-0722	47,72,2	534-0204	63	535-5806	63	578-4300	65
515-0750AL	47,72,2	534-02041	67	535-50021	68	578-0400	65
515-0750MS	47,72,2	534-0206	63	535-50021-1	68	578-0800	65
517-0104	61	534-02061	67	535-50031	68	580-0606	66
517-0106	61	534-0206K	62	535-50031-1	68	580-0404	66
517-0108	61	534-0208	63	535-5003K	62	580-0808	66
517-0304	61	534-0215	42	535-50041	68	604-0202	89
517-0306	61	534-0243K	62	535-50041-1	68	604-0204	89
517-0308	61	534-0404K	62	535-5004K	62	604-0206	89
523-0400	66	534-0406	63	535-50431	68	604-0402	89
523-0600	66	534-04061	67	535-50431-1	68	604-0404	89
523-0800	66	534-0406K	62	535-5408	63	604-0406	89
528-0202	60	534-0408	63	535-56041	67	604-0408	89
528-0243	60	534-0419	42	535-56061	67	604-0604	89
528-0203	60	534-0419K	41	535-56081	67	604-0606	89
528-0204	60	534-0600K	41,69	535-58061	67	604-0608	89
528-0206	60	534-0604K	62	535-5808	63	604-0609	89
528-0208	60	534-0606K	62	535-58081	67	604-0611	89
528-0404	60	534-0608	63	538-0203K	64	604-0612	89

Article No.	Page	Article No.	Page	Article No.	Page	Article No.	Page
604-0804	89	607-0006	110	621-0895	106	628-0895	81
604-0806	89	607-0008	110	621-0927	106	628-1215	81
604-0808	89	607-0009	110	621-2709	106	628-0201	81
604-0809	89	607-0902	110	621-6304	106	629-5002	82
604-0811	89	607-0011	110	621-9508	106	629-5003	82
604-0812	89	607-0018	110	621-9563	106	629-5004	82
604-0203	89	612-0002	109	621-0809	106	629-5043	82
604-0403	89	612-0004	109	621-0904	106	629-5006	82
604-0815	89	612-0006	109	621-1211	106	629-4804	82
604-1015	89	612-0008	109	622-0202	108,152	629-4806	82
604-0263	89	612-0009	109	622-0303	108,152	629-5018	82
604-0463	89	612-0011	109	622-0404	108,152	629-5063	82
604-0495	89	612-0902	109	622-0606	108,152	629-4604	82
604-0627	89	617-0102	86	622-0808	108,152	629-4863	82
604-0695	89	617-0103	86	622-0909	108,152	629-6006	82
604-0827	89	617-0104	86	622-1111	108,152	629-6008	82
604-0895	89	617-0106	86	622-4343	108,152	629-5001	82
604-0412	89	617-0143	86	623-0200	108,153	630-0202BG	83
605-0202BG	90	617-0304	86	623-0300	108,153	630-0204BG	83
605-0204BG	90	617-0306	86	623-0400	108,153	630-0206BG	83
605-0206BG	90	617-0308	86	623-0600	108,153	630-0263BG	83
605-0263BG	90	617-0506	86	623-0800	108,153	630-0404BG	83
605-0404BG	90	617-0508	86	623-0900	108,153	630-0406BG	83
605-0406BG	90	617-0708	86	623-1100	108,153	630-0408BG	83
605-0408BG	90	617-0302	86	623-4300	108,153	630-0409BG	83
605-0409BG	90	617-0504	86	623-1200	108,153	630-0427BG	83
605-0427BG	90	617-0704	86	623-1800	108,153	630-0463BG	83
605-0463BG	90	617-0706	86	623-2700	108,153	630-0495BG	83
605-0495BG	90	619-0202	107	623-6300	108,153	630-0608BG	83
605-0608BG	90	619-0243	107	623-9500	108,153	630-0609BG	83
605-0609BG	90	619-0402	107	623-1500	108,153	630-0611BG	83
605-0611BG	90	619-0404	107	628-0202	81	630-0612BG	83
605-0612BG	90	619-0443	107	628-0203	81	630-0627BG	83
605-0627BG	90	619-0604	107	628-0204	81	630-0663BG	83
605-0695BG	90	619-0606	107	628-0206	81	630-0695BG	83
605-0808BG	90	619-0806	107	628-0243	81	630-0808BG	83
605-0809BG	90	619-0808	107	628-0402	81	630-0809BG	83
605-0811BG	90	619-0906	107	628-0403	81	630-0811BG	83
605-0812BG	90	619-0908	107	628-0404	81	630-0812BG	83
605-0827BG	90	619-0909	107	628-0406	81	630-0827BG	83
605-0895BG	90	619-1108	107	628-0408	81	630-0895BG	83
606-0202BG	91	619-1109	107	628-0409	81	631-0202	83
606-0204BG	91	619-1111	107	628-0443	81	631-0203	83
606-0206BG	91	620-0402	107	628-0604	81	631-0204	83
606-0263BG	91	620-0443	107	628-0606	81	631-0206	83
606-0402BG	91	620-0602	107	628-0608	81	631-0243	83
606-0404BG	91	620-0643	107	628-0609	81	631-0402	83
606-0406BG	91	621-0402	106	628-0611	81	631-0403	83
606-0408BG	91	621-0403	106	628-0612	81	631-0404	83
606-0409BG	91	621-0443	106	628-0804	81	631-0406	83
606-0427BG	91	621-0602	106	628-0806	81	631-0408	83
606-0463BG	91	621-0603	106	628-0808	81	631-0443	83
606-0495BG	91	621-0604	106	628-0809	81	631-0202BG	84
606-0606BG	91	621-0643	106	628-0811	81	631-0204BG	84
606-0608BG	91	621-0804	106	628-0812	81	631-0206BG	84
606-0609BG	91	621-0806	106	628-0208	81	631-0208BG	84
606-0611BG	91	621-1108	106	628-0218	81	631-0263BG	84
606-0612BG	91	621-1106	106	628-0411	81	631-0402BG	84
606-0627BG	91	621-0204	106	628-0815	81	631-0404BG	84
606-0695BG	91	621-0811	106	628-1015	81	631-0406BG	84
606-0808BG	91	621-0906	106	628-0263	81	631-0408BG	84
606-0809BG	91	621-0908	106	628-0463	81	631-0409BG	84
606-0811BG	91	621-1109	106	628-0495	81	631-0427BG	84
606-0812BG	91	621-1209	106	628-0627	81	631-0463BG	84
607-0002	110	621-1512	106	628-0695	81	631-0495BG	84
607-0004	110	621-0463	106	628-0827	81	631-0606BG	84

Article No.	Page	Article No.	Page	Article No.	Page	Article No.	Page
631-0608BG	84	634-0804K	96	638-0808K	101	675-0443	104
631-0609BG	84	634-08061	111	639-50021	113	675-0604	104
631-0611BG	84	634-0806K	96	639-5002K	101	675-0606	104
631-0612BG	84	634-08081	111	639-50031	113	675-0806	104
631-0627BG	84	634-0808K	96	639-5003K	101	675-0808	104
631-0695BG	84	634-0200	114,156	639-50041	113	675-4302	104
631-0808BG	84	634-0200K	113,156	639-5004K	101	675-4343	104
631-0809BG	84	634-0400	114,156	639-50431	113	675-1108	104
631-0811BG	84	634-0400K	113,156	639-5043K	101	675-1111	104
631-0812BG	84	634-0600	114,156	640-0202	92	675-0909	104
631-0827BG	84	634-0600K	113,156	640-0204	92	675-0906	104
631-0895BG	84	634-0800	114,156	640-0206	92	675-0908	104
632-0406	102	634-0800K	113,156	640-0404	92	675-1109	104
632-0408	102	634-0208K	96	640-0406	92	675-2727	104
632-0608	102	634-06021	111	640-0408	92	675-6363	104
632-0811	102	634-0609K	96	640-0409	92	675-9595	104
632-1112	102	634-0611K	96	640-0606	92	675-1212	104
632-0206	102	634-0809K	96	640-0608	92	676-0602	105
632-6327	102	634-0811K	96	640-0609	92	676-0643	105
632-6395	102	635-5000K	69,113,	640-0611	92	676-0804	105
632-9527	102	635-50021	111	640-5002	92	676-0906	105
632-0609	102	635-50021-1	112	640-5004	92	677-0200	103
632-0809	102	635-5002K	96	641-0202	106	677-0300	103
632-0911	102	635-50031	111	641-0404	106	677-0400	103
633-0202	102	635-50031-1	112	641-0606	106	677-0600	103
633-0303	102	635-5003K	96	641-0808	106	677-0800	103
633-0404	102	635-50041	111	641-0909	106	677-0900	103
633-0606	102	635-50041-1	112	641-1111	106	677-1100	103
633-0808	102	635-5004K	96	641-1212	106	677-1200	103
633-0909	102	635-50431	111	648-0200K	114,157	677-4300	103
633-1111	102	635-50431-1	112	648-0400K	114,157	677-1500	103
633-1212	102	635-5043K	96	648-0600K	114,157	677-2700	103
633-4343	102	635-5400K	113,156	648-0800K	114,157	677-6300	103
633-1515	102	638-02021	112	656-0202	92	677-9500	103
633-2727	102	638-0202K	101	656-0204	92	677-1204	103
633-6363	102	638-02031	112	656-0206	92	678-0200	103
633-9595	102	638-0203K	101	656-0208	92	678-0300	103
634-02021	111	638-02041	112	656-0402	92	678-0400	103
634-0202K	96	638-0204K	101	656-0404	92	678-0600	103
634-02031	111	638-02061	112	656-0406	92	678-0800	103
634-0203K	96	638-0206K	101	656-0408	92	678-0900	103
634-02041	111	638-02431	112	656-0609	92	678-1100	103
634-0204K	96	638-0243K	101	656-0409	92	678-1200	103
634-02061	111	638-04021	112	657-5004	93	678-4300	103
634-0206K	96	638-0402K	101	657-5006	93	678-0206	103
634-02431	111	638-04031	112	661-0202	93	678-0409	103
634-0243K	96	638-0403K	101	661-0203	93	678-0608	103
634-04021	111	638-04041	112	661-0204	93	678-0609	103
634-0402K	96	638-0404K	101	661-0206	93	678-0806	103
634-04031	111	638-04061	112	661-0208	93	678-1108	103
634-0403K	96	638-0406K	101	661-0243	93	678-1500	103
634-04041	111	638-04081	112	661-0402	93	678-2700	103
634-0404K	96	638-0408K	101	661-0403	93	678-6300	103
634-04061	111	638-04431	112	661-0404	93	678-9500	103
634-0406K	96	638-0443K	101	661-0406	93	678-0406	103
634-04081	111	638-06041	112	661-0408	93	679-0200	104
634-0408K	96	638-0604K	101	661-0443	93	679-0300	104
634-04431	111	638-06061	112	661-0608	93	679-0400	104
634-0443K	96	638-0606K	101	663-5002	85	679-0600	104
634-06041	111	638-06081	112	663-5003	85	679-0800	104
634-0604K	96	638-0608K	101	663-5004	85	679-4300	104
634-06061	111	638-08041	112	663-5043	85	679-0900	104
634-0606K	96	638-0804K	101	663-4804	85	679-1100	104
634-06081	111	638-08061	112	675-0202	104	679-1200	104
634-0608K	96	638-0806K	101	675-0402	104	679-6300	104
634-08041	111	638-08081	112	675-0404	104	680-0202	105

Article No.	Page	Article No.	Page	Article No.	Page	Article No.	Page
680-0303	105	687-4863	88	802-0306	151	833-0202	147
680-0404	105	687-5001	88	814-0202	151	833-0303	147
680-0606	105	688-0202	98	814-0404	151	833-0404	147
680-0808	105	688-0203	98	814-0606	151	833-0606	147
680-0909	105	688-0204	98	814-0808	151	833-0808	147
680-4343	105	688-0206	98	819-0202	152	833-0909	147
680-1111	105	688-0243	98	819-0243	152	833-1111	147
680-1212	105	688-0402	98	819-0402	152	833-4343	147
680-2727	105	688-0403	98	819-0404	152	834-02021	153
680-6363	105	688-0404	98	819-0443	152	834-0202K	143
680-9595	105	688-0406	98	819-0604	152	834-02031	153
680-1515	105	688-0408	98	821-0204	151	834-0203K	143
682-0202	94	688-0443	98	821-0206	151	834-02041	153
682-0204	94	688-0208	98	821-0402	151	834-0204K	143
682-0206	94	688-0209	98	821-0406	151	834-02061	153
682-0402	94	688-0409	98	821-0602	151	834-0206K	143
682-0404	94	688-0604	98	821-0604	151	834-0208K	143
682-0406	94	688-0606	98	821-0806	151	834-02431	153
682-0408	94	688-0608	98	821-0906	151	834-0243K	143
682-0409	94	688-0609	98	821-0908	151	834-04021	153
682-0604	94	688-0611	98	821-1108	151	834-0402K	143
682-0606	94	688-0804	98	821-1109	151	834-04031	153
682-0608	94	688-0806	98	828-0202	135	834-0403K	143
682-0609	94	688-0808	98	828-0203	135	834-04041	153
682-0804	94	688-0809	98	828-0204	135	834-0404K	143
682-0806	94	688-0811	98	828-0206	135	834-04061	153
682-0808	94	689-5002	99	828-0206AL	138	834-0406K	143
682-0809	94	689-5003	99	828-0243	135	834-04081	153
682-0208	94	689-5004	99	828-0402	135	834-0408K	143
683-5002	94	689-5043	99	828-0403	135	834-0409K	143
683-5004	94	690-0204	102	828-0404	135	834-04431	153
686-0202	87	690-0206	102	828-0406	135	834-0443K	143
686-0203	87	690-0406	102	828-0406AL	138	834-06061	153
686-0204	87	690-0408	102	828-0408	135	834-0606K	143
686-0206	87	698-0202	95	828-0409	135	834-06081	153
686-0243	87	698-0204	95	828-0409AL	138	834-0608K	143
686-0402	87	698-0206	95	828-0443	135	834-0609K	143
686-0403	87	698-0402	95	828-0604	135	835-50021	154
686-0404	87	698-0404	95	828-0606	135	835-50021-1	154
686-0406	87	698-0406	95	828-0606DR	137	835-5002K	143
686-0408	87	698-0408	95	828-0608	135	835-50031	154
686-0443	87	698-0604	95	828-0608DR	137	835-50031-1	154
686-0604	87	698-0606	95	828-0609	135	835-5003K	143
686-0606	87	698-0608	95	828-0609DR	137	835-50041	154
686-0608	87	698-0609	95	828-0611	135	835-50041-1	154
686-0609	87	698-0611	95	828-0804	135	835-5004K	143
686-0611	87	698-0806	95	828-0806	135	835-50431	154
686-0612	87	698-0808	95	828-0808	135	835-50431-1	154
686-0804	87	698-0809	95	828-0808DR	137	835-5043K	143
686-0806	87	698-0811	95	828-0809	135	838-02021	154
686-0808	87	698-0812	95	828-0809DR	137	838-0202K	146
686-0809	87	728-0202	84	828-0811	135	838-02031	154
686-0811	87	728-0204	84	829-4202	135	838-0203K	146
686-0812	87	728-0206	84	829-4804	135	838-02041	154
686-0208	87	728-0208	84	829-5002	135	838-0204K	146
686-0209	87	728-0402	84	829-5003	135	838-02061	154
686-0409	87	728-0404	84	829-5004	135	838-0206K	146
687-5002	88	728-0606	84	829-5043	135	838-02431	154
687-5003	88	728-0608	84	830-0406	136	838-0243K	146
687-5004	88	728-0808	84	832-0204	147	838-04021	154
687-5043	88	729-5002	85	832-0304	147	838-0402K	146
687-5006	88	729-5004	85	832-0406	147	838-04031	154
687-5063	88	802-0102	151	832-0408	147	838-0403K	146
687-4604	88	802-0104	151	832-0608	147	838-04041	154
687-4804	88	802-0106	151	832-0809	147	838-0404K	146
687-4806	88	802-0304	151	832-0911	147	838-04061	154

Article No.	Page	Article No.	Page	Article No.	Page	Article No.	Page
838-0406K	146	862-0608	136	882-0204	141	888-0443	144
838-04081	154	862-0609	136	882-0206	141	888-0604	144
838-0408K	146	862-0808	136	882-0402	141	888-0606	144
838-04431	154	862-0809	136	882-0404	141	888-0608	144
838-0443K	146	863-4218	137	882-0406	141	888-0609	144
839-50021	155	863-4802	137	882-0408	141	888-0804	144
839-5002K	146	863-4803	137	882-0409	141	888-0806	144
839-50031	155	863-4804	137	882-0604	141	888-0808	144
839-5003K	146	863-4806	137	882-0606	141	888-0809	144
839-50041	155	863-4843	137	882-0608	141	889-5002	144
839-5004K	146	863-5002	137	882-0609	141	889-5004	144
839-50431	155	863-5003	137	882-0804	141	890-0202	147
839-5043K	146	863-5004	137	882-0806	141	890-0203	147
841-0202	152	863-5018	137	882-0808	141	890-0204	147
841-0404	152	863-5043	137	882-0809	141	890-0206	147
841-0606	152	863-5406	137	883-5002	141	890-0402	147
841-0808	152	874-0202	150	883-5004	141	890-0403	147
841-0909	152	874-0404	150	886-0104	140	890-0404	147
841-1111	152	874-0604	150	886-0106	140	890-0406	147
852-0202	142	874-0606	150	886-0202	139	890-0408	147
852-0204	142	875-0202	149	886-0203	139	890-0409	147
852-0206	142	875-0402	149	886-0204	139	890-0604	147
852-0402	142	875-0404	149	886-0206	139	890-0606	147
852-0404	142	875-0604	149	886-0208	139	890-0608	147
852-0406	142	875-0606	149	886-0208DR	140	890-0609	147
852-0408	142	875-0806	149	886-0243	139	890-0611	147
853-4804	143	875-0808	149	886-0306	140	890-0804	147
854-0202	145	875-0906	149	886-0402	139	890-0806	147
854-0204	145	875-0908	149	886-0403	139	890-0808	147
854-0206	145	875-0909	149	886-0404	139	890-0809	147
854-0402	145	875-1108	149	886-0406	139	890-0811	147
854-0404	145	875-1109	149	886-0408	139	894-0206	138
854-0406	145	876-0402	150	886-0408DR	140	915-0122	48,73,2
854-0408	145	877-0200	148	886-0409	139	915-0322	48,73,2
856-0202	142	877-0300	148	886-0443	139	915-0522	48,73,2
856-0204	142	877-0400	148	886-0509	140	915-0722	48,73,2
856-0206	142	877-0600	148	886-0604	139	1910-030301	267
856-0402	142	877-0800	148	886-0606	139	1910-030503	267
856-0404	142	877-0900	148	886-0608	139	1910-030705	267
856-0406	142	877-1100	148	886-0608DR	140	1910-040149	267
856-0408	142	877-4300	148	886-0609	139	1910-040503	267
857-4202	142	878-0200	148	886-0611	139	1910-040705	267
857-4802	142	878-0300	148	886-0709	140	1910-060503	267
857-4804	142	878-0400	148	886-0804	139	1910-060705	267
857-5002	142	878-0600	148	886-0806	139	1910-100301	267
857-5004	142	878-0800	148	886-0808	139	1917-030301	271
858-0202	145	878-0900	148	886-0808DR	140	1917-030503	271
858-0204	145	878-1100	148	886-0809	139	1917-030705	271
858-0206	145	878-4300	148	886-0811	139	1917-040149	271
858-0402	145	879-0200	149	887-4202	139	1917-040503	271
858-0404	145	879-0300	149	887-4218	139	1917-040705	271
858-0406	145	879-0400	149	887-5002	139	1917-060503	271
858-0408	145	879-0600	149	887-5003	139	1917-060705	271
862-0202	136	879-0800	149	887-5004	139	1920-040503	267
862-0203	136	879-0900	149	887-5043	139	1920-060301	267
862-0204	136	879-1100	149	888-0202	144	1920-060503	267
862-0206	136	879-4300	149	888-0203	144	1920-060705	267
862-0208	136	880-0202	150	888-0204	144	1920-060705MS	269
862-0243	136	880-0303	150	888-0206	144	1920-080705	267
862-0402	136	880-0404	150	888-0243	144	1920-120503	267
862-0403	136	880-0606	150	888-0402	144	1920-120705	267
862-0404	136	880-0808	150	888-0403	144	1930-020301	267
862-0406	136	880-0909	150	888-0404	144	1930-060705	267
862-0408	136	880-1111	150	888-0406	144	1937-020301	271
862-0443	136	880-4343	150	888-0408	144	99001-0305	291
862-0606	136	882-0202	141	888-0409	144	99001-0307	291

Article No.	Page	Article No.	Page	Article No.	Page
99001-0310	291	99007-1004	293	99221-0425	292
99001-0315	291	99007-1206	293	99221-0604	292
99001-0335	291	99007-1408	293	99221-0806	292
99001-0402	291	99007-1509	293	99221-0906	292
99001-0503	291	99007-1610	293	99221-1007	292
99001-0604	291	99007-2013	293	99221-1209	292
99001-0805	291	99007-2112	293	99221-1210	292
99001-0806	291	99007-260190	293	99221-1412	292
99001-0906	291	99007-2619	293	99221-1614	292
99001-1008	291	99008-1209	295	99221-2795	292
99001-1209	291	99009-0704	293	99221-3925	292
99001-1210	291	99009-0906	293	99221-6339	292
99001-1411	291	99009-1209	293	99221-7906	292
99001-1613	291	99012-0503	295	99221-9563	292
99001-4303	291	99012-0604	295	99401-0604	292
99002-0402	294	99012-0806	295	99401-0806	292
99002-0425	294	99012-1008	295	99401-1008	292
99002-0604	294	99012-1109	295	99401-1210	292
99002-0806	294	99118-0201	290	99401-0402	292
99002-1008	294	99118-0302	290	99501-0402	291
99002-4303	294	99118-0402	290	99501-0503	291
99003-0402	288	99118-0603	290	99501-0604	291
99003-0425	288	99118-0604	290	99501-0806	291
99003-0503	288	99118-0804	290	99501-0906	291
99003-0604	288	99118-0855	290	99501-1008	291
99003-0806	288	99118-1006	290	99501-1209	291
99003-1008	288	99118-1208	290	99503-402504	294
99003-1208	288	99118-1410	290	99503-405004	294
99003-1209	288	99118-1611	290	99503-502506	294
99003-1411	288	99118-2014	290	99503-505006	294
99003-1611	288	99118-2781	290	99505-602504	294
99003-4303	288	99118-3902	290	99505-605004	294
99004-0402	287	99118-4303	290	99505-802506	294
99004-0503	287	99118-6343	290	99505-805006	294
99004-0604	287	99118-7904	290	99505-905009	294
99004-0806	287	99118-7955	290	99605-0014	295
99004-1008	287	99118-9563	290	99605-00149	295
99004-1209	287	99150-0425	288	99606-00229	296
99004-1210	287	99150-0604	288		
99004-1411	287	99150-0806	288		
99004-1512	287	99150-1007	288		
99004-1613	287	99150-1208	288		
99004-4303	287	99150-1410	288		
99005-0302	287	99150-1611	288		
99005-0402	287	99150-2014	288		
99005-0503	287	99150-2785	288		
99005-0604	287	99150-3925	288		
99005-0805	287	99150-5908	288		
99005-0806	287	99150-6341	288		
99005-0906	287	99150-7906	288		
99005-1008	287	99150-9565	288		
99005-1209	287	99151-0425	289		
99005-1210	287	99151-0604	289		
99005-1411	287	99151-0806	289		
99005-1512	287	99151-1007	289		
99005-1613	287	99151-1208	289		
99005-1814	287	99151-1410	289		
99005-2016	287	99151-1611	289		
99005-4303	287	99151-2014	289		
99006-0604	293	99151-2785	289		
99006-0806	293	99151-3925	289		
99006-1008	293	99151-5908	289		
99006-1109	293	99151-6341	289		
99006-1210	293	99151-7906	289		
99006-1512	293	99151-9565	289		
99006-1713	293	99221-0403	292		

MANY SOLUTIONS FROM ONE MODULAR SYSTEM:

EISELE **BASICLINE**

Standard components for pneumatics

EISELE **BASICLINE** gives our customers a wide choice of our stock of approximately 5,000 standardized connection components. We can therefore deliver at very short notice a complete range of screw joints, plug connectors, matching tubes and a wide spectrum of accessories. Many of these EISELE products are authorized for use by major automotive manufacturers like Audi, Daimler or Volkswagen.

EISELE **INOXLINE**

Stainless steel connection solutions

Stainless steel connections are frequently called for systems in the food and pharmaceutical sectors – and they are essential for many applications. Based on the design of our tried-and-tested standard components, we supply a broad range of media-resistant connections made of corrosion-proof and acid-resistant stainless steel. The connections are equally tough enough for aggressive production environments and cleaning products.



FROM STANDARDIZED TO HIGHLY INDIVIDUAL

EISELE **LIQUIDLINE**

Connections for cooling water

The through-flow-optimized connections in the EISELE **LIQUIDLINE** are perfectly suited for applications with closed cooling-water cycles. All parts in contact with media are made of a brass alloy not susceptible to dezincification. When combined with the tubes, connections with FKM seals are resistant to many media as well as high temperatures.

EISELE **MULTILINE**

Multiple couplings for multiple media connections

From plant installations, to maintenance and repair, the couplings in the EISELE **MULTILINE** join separate components or complete modules in a safe, efficient and space-saving way with the simple, centralized, plug and screw joint connectors. In machines with combined air and liquid inlets, the connections discourage assembly mistakes. They can also be coupled and uncoupled under pressure thanks to the integrated shut-off valves.





Flow optimized
coolant connections

LIQUIDLINE

Connectors made of non-corrosive
and acid-resistant stainless steel

INOXLINE

Multiple couplings and multiple
media connections for
pneumatics, fluids and electronics

MULTILINE



Around 4000 connection
components for pneumatics
and vacuum

BASICLINE



EXPERTS IN CONNECTIONS

QUALITY CONNECTION COMPONENTS

FOR COMPRESSED AIR, VACUUM, GASES,
LIQUIDS, ELECTRICAL AND ELECTRONIC SIGNALS

EISELE

EISELE GmbH
Lise-Meitner-Straße 8/1
71332 Waiblingen | Germany

Telephone +49 (0) 7151-1719-0
Fax +49 (0) 7151-1719-290

info@eisele.eu
www.eisele.eu